



[Manuals.plus](#) /

> [Coolife](#) /

> Coolife 28-inch Expandable Hard Shell Luggage User Manual

Coolife 28-inch Large

Coolife 28-inch Expandable Hard Shell Luggage User Manual

Model: 28-inch Large

1. INTRODUCTION

Welcome to your new Coolife 28-inch Expandable Hard Shell Luggage. This manual provides essential information and instructions for the proper setup, operation, maintenance, and troubleshooting of your luggage. Please read this guide thoroughly to ensure a smooth and enjoyable travel experience.

2. KEY FEATURES

- **Expandable Design:** The 28-inch model offers a 15% increase in packing capacity, ideal for extra souvenirs or longer trips.
- **Smooth Handling:** Equipped with quiet 360-degree dual spinner wheels and a 3-level adjustable pure aluminum telescopic handle for effortless maneuverability.
- **Durable Hard Shell:** Constructed from lightweight yet ultra-durable ABS+PC material with a textured surface that resists scratches and enhances resilience.
- **TSA-Approved Lock:** Features an integrated TSA-accepted combination lock for secure travel and hassle-free airport inspections.
- **Organized Interior:** The fully lined interior includes strong cross straps to secure your belongings and zippered mesh pockets for efficient organization.


3. SETUP INSTRUCTIONS


3.1 Setting the TSA Combination Lock

Your luggage comes with a built-in TSA-approved combination lock. The default combination is 0-0-0.


1. Ensure the lock is set to the default combination (0-0-0).
2. Locate the small reset button (usually a small hole) on the side of the lock. Use a pen tip or a similar pointed object to press and hold this button until you hear a click.
3. While holding the reset button, set your desired 3-digit combination by turning the dials.

4. Release the reset button. Your new combination is now set. Remember your combination, as there is no master key to reset it if forgotten.




**Secure
TSA Lock**
No damage during inspections

Dual Protection for Worry-Free Travel


**Durable
YKK Zippers**
No fear of bursting

This image highlights the secure TSA-approved combination lock and the robust YKK zippers, ensuring your belongings are safe and the luggage can withstand travel.

3.2 Expanding Luggage Capacity

The 28-inch model features an expandable design for additional packing space.

1. Locate the secondary zipper running along the perimeter of the luggage, separate from the main compartment zipper.
2. Unzip this expansion zipper completely to reveal an additional fabric section, increasing the depth of your luggage by 15%.
3. To return to standard size, zip the expansion zipper back up.

Expand Capacity Room by 15%

Only on the 28" luggage



The 28-inch luggage offers an expandable design, increasing its capacity by 15% for additional packing space when needed.

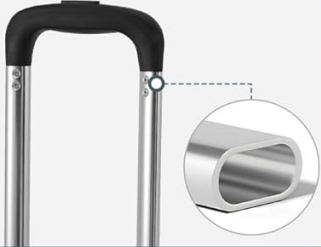
4. OPERATING INSTRUCTIONS

4.1 Using the Telescopic Handle

The adjustable telescopic handle provides comfortable control.

1. To extend the handle, press the button located on the top of the handle grip.
2. Pull the handle upwards to your desired height. It has three adjustable levels.
3. To retract, press the button again and push the handle downwards until it is fully nested.

Travel With Ease



Pure Aluminum



360° Spinner Wheels



Experience smooth and easy maneuverability with the luggage's 360-degree dual spinner wheels and a sturdy, adjustable pure aluminum telescopic handle.

4.2 Maneuvering with Spinner Wheels

The 360-degree dual spinner wheels ensure effortless movement.

- Keep the luggage upright for optimal gliding.
- Push or pull the luggage gently in any direction. The wheels are designed for smooth multi-directional movement.

Durable and Sturdy

Scratch-resistant material protects against scratches, abrasion, and impact



Anti-Scratch



Anti-Impact



The silent dual wheels provide effortless and smooth multi-directional gliding across different surfaces.

4.3 Packing the Interior

Maximize space and keep your items secure.

- Use the strong cross straps in the main compartment to compress and secure your clothing, preventing shifting during transit.
- Utilize the zippered mesh pockets for smaller items, toiletries, or documents to keep them organized and easily accessible.

Spacious Interior



Cross straps



Convenient mesh pockets

The fully lined interior includes strong cross straps to secure items and convenient zippered mesh pockets for organized packing.

5. MAINTENANCE

- **Cleaning the Exterior:** Wipe the hard shell surface with a soft, damp cloth and mild soap. Avoid using abrasive cleaners or solvents that could damage the finish.
- **Zippers:** Periodically check the YKK zippers for any debris or fabric snags. Clean them gently if necessary. If zippers become stiff, a silicone-based lubricant can be applied sparingly.
- **Wheels:** Inspect the spinner wheels regularly for accumulated hair, lint, or debris. Remove any obstructions to ensure smooth rolling.
- **Handles:** Keep the telescopic handle clean and free of debris. Do not force the handle if it feels stiff.
- **Storage:** Store your luggage in a cool, dry place away from direct sunlight when not in use. If you have multiple pieces, they can be nested inside each other for compact storage.

6. TROUBLESHOOTING

- **TSA Lock Not Opening:** Double-check that you are entering the correct 3-digit combination. If you have

forgotten your combination, contact Coolife customer support for assistance.

- **Telescopic Handle Stuck:** Ensure no items are obstructing the handle mechanism inside the luggage. Gently try to extend and retract the handle. If it remains stuck, a small amount of silicone spray can be applied to the extending rods. Do not apply excessive force.
- **Wheels Not Rolling Smoothly:** Remove any hair, lint, or debris that may be caught in the wheel axles. If a wheel is visibly damaged, contact customer support.
- **Zipper Issues:** Avoid overpacking the luggage, which can strain the zippers. If a zipper is misaligned, gently pull it back and forth to try and realign the teeth.

7. SPECIFICATIONS

Feature	Detail
Size	Large (28in)
Item Dimensions L x W x H	30"L x 20"W x 12"H (expandable to 12.6"H)
Item Weight	10.6 Pounds
Capacity	90 Liters (expandable to 100L)
Material Type	Acrylonitrile Butadiene Styrene (ABS), Polycarbonate (PC)
Shell Type	Hard
Color	Teal blue
Wheel Type	Spinner
Number of wheels	4
Lock Type	TSA Lock
Handle Type	Telescopic Extendable Handle
Strap Type	Adjustable
Water Resistance Level	Water Resistant
Number of Handles	1
Number of Sections	3
Number Of Pockets	4
Brand Name	Coolife
Manufacturer	Coolife

Model height: 6'1"



Size Reference

⚠ Manual measurement, the error is within 0.5 inches



20 Inch



13.8" x 8.7" x 20.9"
Exterior measurements
38L
Capacity

6.3 lbs
Weight
1-4 Days
Travel days


24 Inch



15.7" x 9.8" x 24.8"
Exterior measurements
60L
Capacity

7.7 lbs
Weight
4-7 Days
Travel days

28 Inch



18.1" x 11.4" (12.6") x 28.7"
Exterior measurements
90L (expandable 100L)
Capacity

10.6 lbs
Weight
7-9 Days
Travel days



Top grip handle : 0.78"

This reference image provides detailed dimensions, weight, capacity, and recommended travel days for the 20-inch, 24-inch, and 28-inch Coolife luggage sizes.

8. OFFICIAL PRODUCT VIDEO

Your browser does not support the video tag.

This video provides a visual overview of the Coolife Suitcase Set, demonstrating its features and design.

9. WARRANTY & SUPPORT

For warranty information, product registration, or further assistance, please refer to the documentation included with your purchase or visit the official Coolife website. You can also contact Coolife customer support directly through their website for any inquiries or service needs.