

[manuals.plus](#) /

› [BoxWave](#) /

› [BoxWave FineTouch Capacitive Stylus User Manual for Teclast T40](#)

BoxWave FineTouch Capacitive Stylus

BoxWave FineTouch Capacitive Stylus User Manual

MODEL: FINE TOUCH CAPACITIVE STYLUS

Compatible with Teclast T40

INTRODUCTION

This manual provides instructions for the BoxWave FineTouch Capacitive Stylus, designed for use with the Teclast T40 and other compatible capacitive touch screens. This stylus offers precise input for writing, drawing, and navigation without requiring Bluetooth pairing.



Image: The BoxWave FineTouch Capacitive Stylus in Lunar Blue, shown alongside a Teclast T40 tablet, illustrating its intended use.

SETUP

The BoxWave FineTouch Capacitive Stylus requires no complex setup. Simply remove the protective cap from the tip and begin using it directly on your device's screen. No Bluetooth pairing or battery installation is necessary.

OPERATING INSTRUCTIONS

To use the stylus, gently touch the clear disc tip to your device's screen. The innovative clear tip allows you to see exactly where your input is being registered, enhancing precision for detailed tasks like drawing or fine writing. The stylus functions by simulating a finger touch,

making it compatible with any app that responds to touch input.

Feather Light

FineTouch Capacitive Stylus is lightweight and feels natural to write with.



Image: A user holding the BoxWave FineTouch Capacitive Stylus and interacting with a tablet screen, demonstrating its natural use.

The integrated metal clip allows for convenient attachment to clothing or cases, ensuring your stylus is always accessible.

Note: This stylus does not support palm rejection or pressure sensitivity. These features are dependent on the device and application being used.

MAINTENANCE

To ensure optimal performance and longevity of your stylus, keep the clear disc tip clean and free from debris. When not in use, always replace the threaded cap to protect the tip from damage. Avoid applying excessive force to the tip, as this may cause damage.



Clear Disc Tip

See every detail unobscured and with full clarity.

Image: A detailed view of the BoxWave FineTouch Capacitive Stylus, highlighting the threaded cap designed to protect the clear disc tip when not in use.

TROUBLESHOOTING

- **Stylus not responding:** Ensure the device screen is clean and free of smudges or dust.
- **Inaccurate input:** Verify the clear disc tip is intact and not damaged. A damaged tip may affect precision.
- **Intermittent response:** Restart your device to resolve any temporary software issues.
- **No functionality:** Confirm your device has a capacitive touch screen. This stylus is not compatible with resistive touch screens.

SPECIFICATIONS

Feature	Detail
Item Weight	1 Ounce
Manufacturer	BoxWave




Feature	Detail
Color	Lunar Blue
Batteries Included	No
Batteries Required	No




WARRANTY AND SUPPORT

For technical support or inquiries regarding your BoxWave FineTouch Capacitive Stylus, please refer to the BoxWave website or contact their customer service. Limited third-party technical support for your device (up to 3 inquiries via messaging) is included, but BoxWave is not affiliated with or endorsed by Teclast.



Related Documents - FineTouch Capacitive Stylus

	<p>StylusHome Stylus Pen User Guide: Features, Usage, and Troubleshooting</p> <p>Comprehensive user guide for the StylusHome magnetic disc stylus pen, covering its structure, how to change tips, and troubleshooting steps for use with iPad applications.</p>
	<p>DOUXE S3 Active Stylus Pen Instruction Manual</p> <p>Comprehensive instruction manual for the DOUXE S3 Active Stylus Pen, detailing features, technical specifications, operating instructions, safety warnings, and warranty information for touchscreen device users.</p>
	<p>Penyeah Stylus Pen User Manual - DIY Combinations and Usage Guide</p> <p>Comprehensive user manual for the Penyeah P1 stylus pen, detailing DIY combinations of tips, usage instructions, and replacement procedures. Learn how to maximize your stylus experience for various devices and applications.</p>

	<p>Imoshion Universal Stylus Pen User Manual</p> <p>User manual for the Imoshion Universal Stylus Pen, detailing product features, specifications, usage, charging, battery status, and disposal instructions. Compatible with iOS and Android devices.</p>
	<p>Active Capacitive Pen User Manual - Features, How to Use & Charge</p> <p>Comprehensive user manual for the Active Capacitive Pen, detailing product specifications, features, usage instructions, and charging methods. Compatible with 98% of capacitive touch-screen devices.</p>
	<p>TIKKENS Active Stylus Pen (TISP01) - User Manual & Features</p> <p>Comprehensive guide for the TIKKENS Active Stylus Pen (TISP01). Learn about its specifications, features, and how to use it with Apple and other capacitive touchscreen devices. Includes setup instructions and charging information.</p>