



[Manuals.plus](#) /

› [Feonase](#) /

› Feonase FEO793 5-Piece Extendable Dining Table Set Instruction Manual (Black)

Feonase FEO793

Feonase FEO793 5-Piece Extendable Dining Table Set Instruction Manual

Model: FEO793

1. IMPORTANT SAFETY INFORMATION

Please read and understand all instructions before assembly and use. Retain this manual for future reference.

WARNING: Do not overload the table, benches, or stools. The table has a maximum weight capacity of 330 lbs. Each bench and square stool has a maximum weight capacity of 550 lbs.

- Always ensure all connections are securely tightened before using the furniture.
- Keep small parts and packaging materials away from children during assembly to prevent choking hazards.
- Do not stand on the table, benches, or stools.
- Distribute weight evenly on all surfaces to maintain stability.
- Place the furniture on a level surface to prevent wobbling.



2. PACKAGE CONTENTS

Before beginning assembly, carefully unpack all components and verify that all parts listed below are present and undamaged. If any parts are missing or damaged, please contact customer support.

- 1 x Extendable Dining Table
- 2 x Benches
- 2 x Square Stools
- Assembly Hardware Kit (screws, bolts, etc.)
- Assembly Tools (including a ratchet)
- Instruction Manual

Adaptable Spaces for Multiple Needs

Benches can be stored underneath the table, seamlessly fitting into any space.




This image illustrates the individual components of the dining set, including the table, benches, and stools, with their respective dimensions and maximum weight capacities. The table measures 47.3-63 inches (extendable) by 28 inches by 30 inches and supports up to 330 lbs. Each bench is 42 inches by 12 inches by 18 inches, supporting up to 550 lbs. Each square stool is 16 inches by 12 inches by 18 inches, supporting up to 550 lbs.

3. ASSEMBLY INSTRUCTIONS

Estimated assembly time: Approximately 40 minutes. All necessary hardware and tools are included in the package.

- Preparation:** Clear a spacious area for assembly. Unpack all components and lay them out on a soft, clean surface to prevent scratches.
- Identify Parts:** Match all components and hardware to the diagrams in the separate assembly guide.
- Follow Guide:** Refer to the detailed, step-by-step diagrams and instructions provided in the dedicated assembly manual included with your product.
- Secure Connections:** Ensure all screws, bolts, and fasteners are tightened securely. Avoid overtightening, which can damage the material.
- Attach Corner Protection:** Once assembled, attach the provided plastic corner pads to the table corners to prevent collision and enhance safety.



Smooth Track for Easy Expansion



Fit Together Tightly

This image shows a clear plastic corner protector attached to the corner of the table, designed to prevent accidental collisions and enhance safety.

4. PRODUCT FEATURES AND OPERATION

4.1 Extendable Design

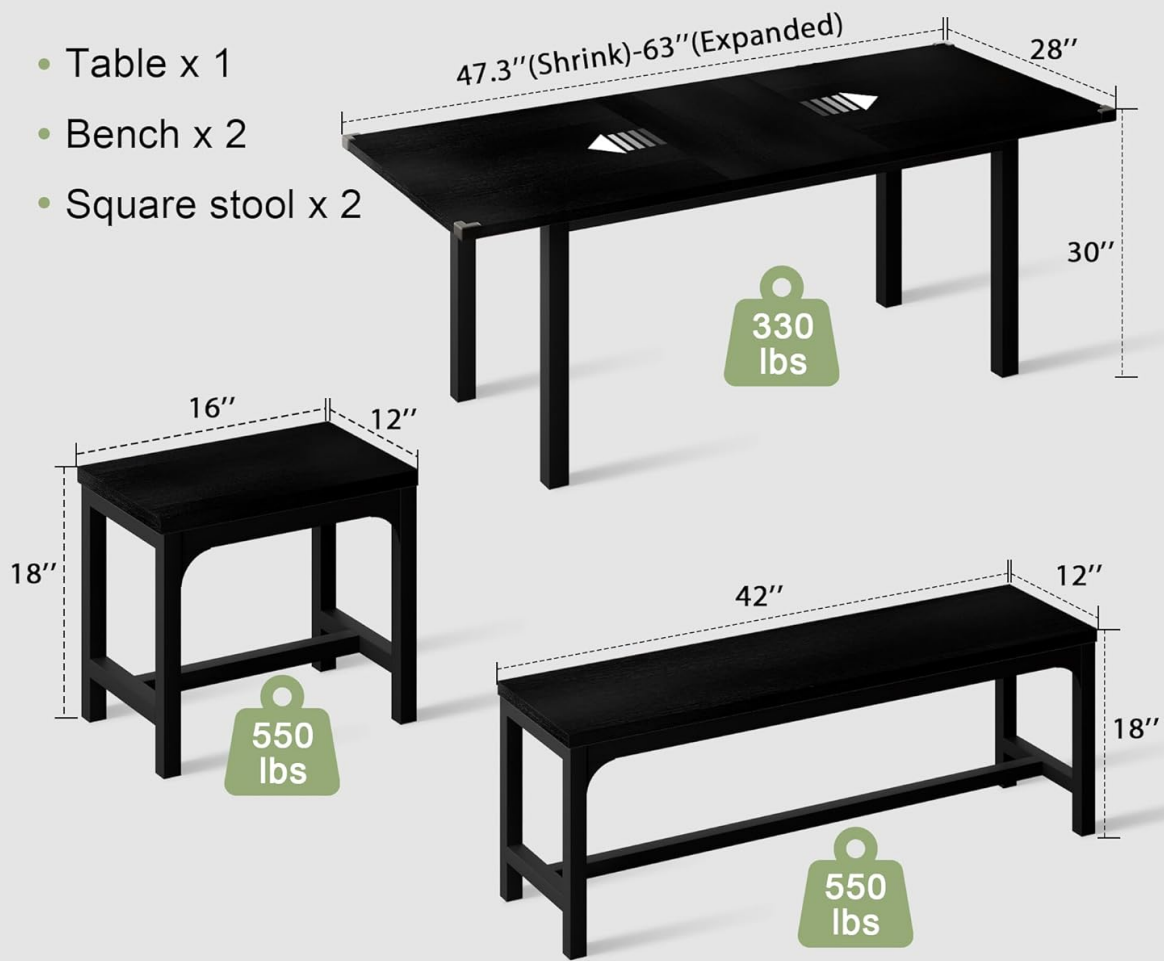
The dining table features an extendable design, allowing it to expand from 47.3 inches to 63 inches in length. This functionality enables the table to comfortably seat 4-6 people when compact and 6-8 people when fully extended, adapting to your dining needs.

1. **To Extend the Table:** Gently pull the two halves of the tabletop apart along the smooth track.
2. **Insert Extension Leaf:** Retrieve the extension leaf, which is stored securely underneath the table. Place the extension leaf into the gap created.
3. **Close Table:** Push the tabletop halves together until they fit tightly against the extension leaf, creating a larger surface.
4. **To Retract the Table:** Reverse the process, removing the extension leaf and storing it underneath, then pushing the tabletop halves back together.



This image displays the Feonase dining table set fully extended, demonstrating its capacity to seat a larger group of people comfortably. The benches and stools are positioned around the expanded table.

- Table x 1
- Bench x 2
- Square stool x 2



This image shows the Feonase dining table set in its compact form, with the benches and stools neatly tucked underneath the table, optimizing space for smaller areas.



This image provides a detailed view of the table's extension mechanism, highlighting the smooth track system that facilitates easy expansion and retraction. It also shows how the two halves of the tabletop fit together tightly when the extension leaf is in place.

4.2 Space-Saving Design

The benches and square stools are specifically designed to slide seamlessly and completely under the table when not in use. This feature maximizes floor space, making the set ideal for smaller living areas and helping to maintain a tidy and organized environment.

4.3 Versatile Use

This dining table set offers versatile functionality, making it suitable for various environments. Beyond its primary use as a dining table, it can serve as a desk, computer desk, workstation, or breakfast nook. Its adaptable design also makes it appropriate for commercial settings such as coffee shops.



This image illustrates the dining table being used as a functional workstation, complete with a laptop and printer, showcasing its adaptability for various tasks beyond dining.

4.4 Sturdy Construction

The table, benches, and stools are constructed with high-quality thickened MDF wood board for the tabletops and seating surfaces, supported by a robust metal frame. The table features T-shaped steel bars, and the benches include triangular supports, all contributing to enhanced stability and durability. The benches and square stools are designed to support up to 550 lbs each, while the table supports up to 330 lbs.




Corner Protection

—
Adds plastic corner pads to prevent collision.

Water-Resistant Finish

—
Crafted from superior MDF material easy to clean and maintain.



This image provides detailed views of the structural elements contributing to the dining set's stability. It shows the robust construction for superior stability, the stable T-shaped structure of the table legs, and additional tripod supports for the benches and stools.

5. MAINTENANCE AND CARE

The surfaces of the Feonase dining set are crafted from a splashproof, waterproof, and scratch-resistant MDF wood board, ensuring ease of maintenance and long-lasting appearance.

- **Cleaning:** To clean the surfaces, simply wipe with a damp cloth. For tougher spots, a mild soap solution can be used, followed by wiping with a clean, dry cloth.
- **Avoid Harsh Chemicals:** Do not use abrasive cleaners, strong chemical solvents, or harsh scrubbing pads, as these can damage the finish.
- **Prompt Spill Cleanup:** Promptly wipe up any liquid spills to prevent potential staining or water damage, despite the waterproof finish.
- **Regular Inspection:** Periodically check all screws and fasteners and tighten them if necessary to ensure the continued stability and safety of the furniture.



This image shows water droplets on the table's surface, illustrating its water-resistant finish which makes it easy to clean and maintain.

6. TROUBLESHOOTING

6.1 Stability Issues

If the table or seating feels wobbly after assembly or during use, ensure all screws and bolts are securely tightened. Verify that the product is placed on a completely level surface. Adjust furniture glides if present.

6.2 Extension Mechanism Sticking

If the extension track is difficult to operate or feels stiff, check for any debris or obstructions in the mechanism. Gently clean the track. A small amount of silicone-based lubricant can be applied to the track if necessary to ensure smooth operation.

6.3 Surface Marks or Scratches

Minor marks from daily use can typically be wiped away with a damp cloth. For stubborn marks, use a mild, non-abrasive cleaner. While the surface is scratch-resistant, avoid dragging sharp objects across it to prevent deeper damage.

7. PRODUCT SPECIFICATIONS

Feature	Detail
Brand	Feonase
Model Number	FEO793
Color	Black
Material	MDF Wood Board, Metal Frame
Table Dimensions (Compact)	47.3" L x 28" W x 30" H
Table Dimensions (Extended)	63" L x 28" W x 30" H
Bench Dimensions	42" L x 12" W x 18" H
Square Stool Dimensions	16" L x 12" W x 18" H
Table Weight Capacity	330 lbs
Bench/Stool Weight Capacity	550 lbs each
Assembly Time	Approx. 40 minutes

Feature	Detail
Care Instructions	Wipe with Damp Cloth



This image presents a table of specifications for the Feonase dining set, detailing the color (Black), material (MDF Board, Metal Frame), table dimensions (47.3"-63"L x 28"W x 30"H), bench dimensions (42"L x 12"W x 18"H), square stool dimensions (16"L x 12"W x 18"H), and weight capacities (Table: 330 lbs, Bench/Stool: 550 lbs). It also confirms assembly tools are included and the package contains one table, two benches, and two square stools.

8. WARRANTY AND SUPPORT

For specific warranty information regarding your Feonase FEO793 5-Piece Extendable Dining Table Set, please refer to the documentation included with your purchase or visit the official Feonase website. Feonase is committed to providing quality products and excellent customer satisfaction.

For any questions, concerns, or assistance, please contact Feonase customer support through the contact details provided on the product packaging or via the official brand store:

[Visit the Feonase Store on Amazon](#)