

SOYES XS16

SOYES XS16 Mini Smartphone User Manual

Model: XS16

1. INTRODUCTION

Welcome to the user manual for your new SOYES XS16 Mini Smartphone. This compact and powerful device runs on Android 10.0, offering a full smartphone experience in a handheld size. Designed for portability and convenience, it features 4G network support, a 3.0-inch HD display, and essential functionalities for daily communication and entertainment. This manual will guide you through the setup, operation, maintenance, and troubleshooting of your device.

2. WHAT'S IN THE BOX

- SOYES XS16 Mini Smartphone
- USB Type-C Cable
- SIM Tray Ejector
- Phone Case
- Screen Protector

3. PRODUCT OVERVIEW

The SOYES XS16 is engineered for portability without compromising on features. Its small form factor makes it ideal for easy carrying, fitting comfortably in your hand or pocket.



Figure 3.1: The SOYES XS16 Mini Smartphone, showcasing its compact size when held in hand.

SOYES

mini Smart phone

4G network

Card figure
Small and portable

3.0" HD large screen

2+16GB large memory

2000mAh high power

10.0 Pure Android System



Figure 3.2: Overview of the SOYES XS16, highlighting its 4G network capability, 3.0-inch HD screen, memory options, 2000mAh battery, and Android 10.0 system.

SOYES XS16 4G

MINI 4G Smart Phone

Android system | Flagship configuration
64GB large memory | 2000mAh large battery | Dual Sim



Figure 3.3: The SOYES XS16 is available in various colors, offering a sleek and modern design.

A NEW UPGRADE IS MAKING A GRAND DEBUT

Mini compact with a
focus on me

Card body fashionable and portable

Mini, compact, and small in size,
taking up no space



3.0" HD pure large screen

Good screen appearance,
double smoothness

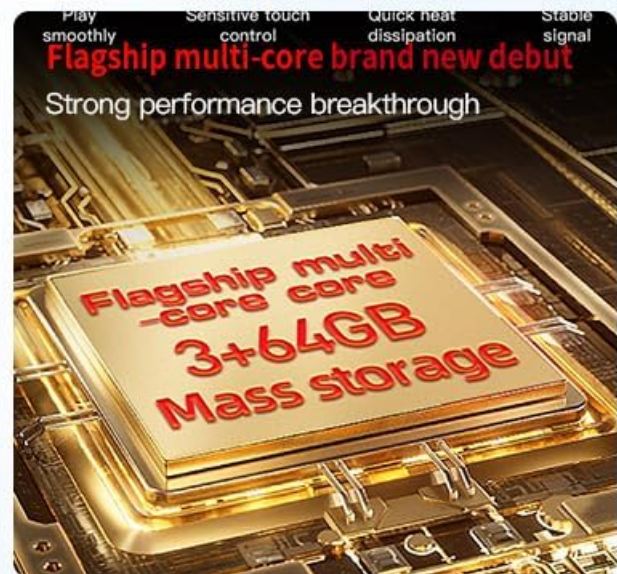


High definition camera

Clear and stable production of
large films



Play smoothly Sensitive touch control Quick heat dissipation Stable signal
Flagship multi-core brand new debut
Strong performance breakthrough



2000mAh large battery

Type-C fast charging and gaming
experience

Figure 3.4: An illustration of the phone's advanced features, including its compact body, large HD screen, high-definition camera, flagship

multi-core processor, and 2000mAh battery.



Figure 3.5: The phone offers ample storage space and features a convenient Type-C charging port for efficient power delivery.

Small and portable

Card body fashionable and portable

Born with a lightweight feel and a compact design like the palm of the hand, the small size does not take up any space, making it fashionable and cutting-edge.




Figure 3.6: Demonstrating the phone's small and portable design, comparable to the size of a credit card.

Original purity

10.0 Android Native System

Lightweight and compact body, pure Android system, compatible with various mainstream apps, smooth and

compatible with various mainstream apps, ensuring a fast multitasking operation, easy to meet daily needs.



Figure 3.7: The SOYES XS16 runs on a pure Android Native System, ensuring compatibility with mainstream applications and smooth multitasking.

Dazzling small standing edge

Light and thin without feeling,
light and thin enough



Figure 3.8: The phone's thin and light profile allows it to be easily carried in small bags or pockets.

Flagship configuration

Mini compact brand new debut

Mini fashionable body design, simple and exquisite appearance, pure Android system, love everywhere, can't put it down.

Basic Parameter	Operating System	Android 10.0
	Processor	MTK6737
	RAM+ROM	2GB+16GB
		3GB+64GB
	Dimensions	89.5mm long, model 45.5mm thick and 11.5mm thick
	Screen Size	3.0-inch HD
	Screen Resolution	480 * 854
	I/O Interface	Type-C
Camera Parameters	Front single camera	2MP
	Rear single camera	5MP
Battery Parameters	Battery Capacity	2000mAh
Band Parameters	Band Type	GSM: 900/1800/850
		WCDMA: 850/900/2100
		TDD: B39/B40
		FDD: B1/B3/B5/B7/B8/B20
	Phone unlocking method	Graphics + Password

Figure 3.9: A summary of the phone's flagship configuration and basic parameters.

Product Video

Your browser does not support the video tag.

Video 3.1: An official product video showcasing the SOYES XS16 Mini Smartphone's design, features, and compact size.

4. SETUP

4.1. SIM Card Installation

1. Locate the SIM card tray on the side of the phone.
2. Insert the SIM tray ejector tool into the small hole next to the tray and press gently until the tray pops out.
3. Place your Nano-SIM card(s) into the designated slots on the tray. Ensure the gold contacts face downwards. The SOYES XS16 supports dual SIM cards.
4. Carefully push the tray back into the phone until it clicks into place.

4.2. Initial Power On & Language Selection

1. Press and hold the Power button (located on the side) until the screen lights up.
2. Follow the on-screen prompts to select your preferred language. The phone supports English, French, Spanish, Portuguese (Brazil), Italian, German, Dutch, Hungarian, Russian, Arabic, Greek, Romanian, Bulgarian, Vietnamese, Czech, Persian, Indonesian, Malay, Thai, Portuguese, Philippine, Hebrew, Korean, and Japanese.
3. Complete the initial setup steps, including connecting to Wi-Fi and setting up your Google account.

4.3. Network Connectivity

The SOYES XS16 supports 4G, 3G, and 2G networks. Ensure your SIM card supports the following frequencies for optimal performance:

- **4G FDD:** B1/B3/B5/B7/B8/B20 (2100/1800/850/2600/900/800MHz)
- **4G TDD:** B39/B40 (2600/1900/2300MHz)
- **3G WCDMA:** B1/B5/B8 (2100/850/900MHz)
- **2G GSM:** B3/B5/B8 (1800/850/900MHz)

If you do not intend to use a SIM card, you can still use the phone by connecting to Wi-Fi.

5. OPERATING YOUR DEVICE

5.1. Basic Navigation

The SOYES XS16 features a 3.0-inch IPS touchscreen. Navigate by tapping, swiping, and pinching. The Android 10.0 OS provides an intuitive user interface.

5.2. Calls and Messaging

Use the Phone app to make calls and the Messaging app to send and receive SMS/MMS messages. The dual SIM support allows you to manage two numbers simultaneously.

5.3. Camera Usage

The phone is equipped with a 5MP rear camera and a 2MP front camera. Open the Camera app to capture photos and videos. Tap the screen to focus and press the shutter button to take a picture.

5.4. App Management

Download and install applications from the Google Play Store. You can manage installed apps through the Settings menu, including permissions and storage usage.

5.5. Connectivity Features

- **Wi-Fi:** Connect to wireless networks for internet access.
- **Bluetooth:** Pair with Bluetooth devices like headphones or speakers.
- **Mobile Hotspot:** Share your phone's cellular data connection with other devices.

6. MAINTENANCE

6.1. Charging

Charge your SOYES XS16 using the provided USB Type-C cable and a compatible power adapter. The 2000mAh battery provides sufficient power for its compact size. Avoid using damaged cables or chargers.

6.2. Software Updates

Periodically check for system updates in the Settings menu to ensure your phone has the latest features and security patches.

6.3. Cleaning

Use a soft, lint-free cloth to clean the screen and body of the phone. Avoid using harsh chemicals or abrasive materials.

6.4. Protection

Utilize the included screen protector and phone case to safeguard your device from scratches and minor impacts.

7. TROUBLESHOOTING

If you encounter issues with your SOYES XS16, refer to the following common problems and solutions:

- **Phone Not Powering On:** Ensure the battery is charged. Connect the phone to a charger for at least 15 minutes before attempting to power on again.
- **Network Connectivity Issues:**
 - Verify that your SIM card is correctly inserted and active.
 - Check if your SIM card supports the phone's frequency bands (refer to Section 4.3).
 - Restart the phone.
 - Go to Settings > Network & internet > Mobile network > Advanced > Access Point Names (APN) and ensure the correct APN settings for your carrier are selected or configured.
 - If issues persist, contact your mobile carrier for assistance.
- **Freezing or Glitching:**
 - Restart the phone.
 - Close background applications.
 - Clear cache for problematic apps (Settings > Apps & notifications > [App Name] > Storage & cache > Clear cache).
 - Ensure sufficient storage space is available.
- **Language Changed Unexpectedly:** If the phone's language changes to an unfamiliar one, navigate to Settings (usually represented by a gear icon) > System > Languages & input > Languages, and select your desired language.
- **Poor Sound Quality:** Ensure the speaker is not obstructed. Adjust volume settings.

- **Difficulty Typing on Small Screen:** Utilize predictive text features or consider using a stylus for more precise input if available.

If these steps do not resolve the issue, a factory reset may be necessary (Settings > System > Reset options > Erase all data (factory reset)). **Warning:** A factory reset will erase all data on your phone. Back up important information before proceeding.





8. SPECIFICATIONS

Product Dimensions	3.52 x 1.79 x 0.45 inches
Item Weight	5.6 ounces
Item Model Number	XS16
Operating System	Android 10.0
Processor	MTK6737
RAM	2 GB
Memory Storage Capacity	16 GB (also available in 3GB+64GB variant)
Screen Size	3.0 Inches HD
Screen Resolution	480 x 854
Rear Camera	5MP
Front Camera	2MP
Battery Capacity	2000 mAh Lithium Polymer
I/O Interface	Type-C
Wireless Communication Technologies	Cellular, Wi-Fi
Connectivity Technologies	Bluetooth, Wi-Fi, USB
Wireless Carrier	Unlocked for All Carriers
Phone Unlocking Method	Graphics + Password

9. WARRANTY & SUPPORT

For any questions or support regarding your SOYES XS16 Mini Smartphone, please contact the seller or manufacturer. Please refer to your purchase documentation for specific warranty details and contact information.



	<p>FCC Warning and SAR Information for SOYES XS16MAX Mini Smartphone</p> <p>This document provides essential FCC warning information and Specific Absorption Rate (SAR) guidelines for the SOYES XS16MAX Mini Smartphone, ensuring compliance with radio frequency exposure standards.</p>
	<p>Mini Smartphone Instruction Manual - XS14Pro</p> <p>Comprehensive instruction manual for the XS14Pro mini smartphone, covering setup, features, operations, and safety precautions. Learn how to use your device effectively.</p>
	<p>SOYES XS18 Pro Max 4G Smartphone: Technical Specifications and Features</p> <p>Detailed technical specifications and features of the SOYES XS18 Pro Max 4G smartphone, including hardware, software, connectivity, and supported languages. Learn about its MTK6737A processor, 4.3-inch display, and dual SIM capabilities.</p>
	<p>Shenzhen SOYES XS15 WCDMA Digital Mobile Phone SAR Test Report</p> <p>This SAR test report details the Specific Absorption Rate (SAR) measurements for the Shenzhen SOYES XS15 WCDMA digital mobile phone, conducted by Shenzhen LCS Compliance Testing Laboratory Ltd. according to FCC and IEEE standards.</p>