

MEMBER'S MARK 26-inch Harvest Wreath

Instruction Manual

MEMBER'S MARK 26-INCH HARVEST WREATH

Model: 26-inch Harvest Wreath

Introduction

This manual provides essential information for the proper setup, display, maintenance, and care of your Member's Mark 26-inch Harvest Wreath. Please read these instructions carefully to ensure the longevity and aesthetic appeal of your product.

The Member's Mark 26-inch Harvest Wreath is designed to enhance your seasonal decor with its blend of hydrangeas, dahlias, and pumpkins, set on a natural grapevine base. It is suitable for indoor use or covered outdoor spaces.

Setup and Placement

Upon receiving your wreath, carefully remove it from its packaging. Gently fluff any compressed foliage or elements to restore their original shape. The wreath is ready for immediate display.

Recommended Placement:

- **Indoor Use:** Ideal for entryways, living rooms, dining areas, or any interior space where seasonal decor is desired.
- **Covered Outdoor Use:** Suitable for covered porches, patios, or entryways that are protected from direct exposure to harsh weather elements such as heavy rain, strong winds, or prolonged direct sunlight.

Avoid placing the wreath in areas with extreme temperature fluctuations or high humidity, as this may affect its materials over time.



Image: The Member's Mark 26-inch Harvest Wreath is shown hanging on a gray front door, demonstrating a typical display setup. The wreath is surrounded by complementary fall decorations, including a matching garland and a 'Hello Fall' sign, suggesting its use as a welcoming outdoor accent in a covered area.

Operating (Display Guidelines)

To hang your wreath, use a sturdy wreath hanger or a strong hook capable of supporting its weight. Ensure the hanger is securely fastened to the door or wall to prevent accidental falls.

For optimal visual impact, consider the background and surrounding decor. The wreath's orange and beige color scheme complements various fall themes and interior designs. It can be used as a standalone piece or integrated into a larger decorative arrangement.



Image: The Member's Mark 26-inch Harvest Wreath is featured as part of an indoor fall decor arrangement in a living room. It is positioned above a sofa adorned with seasonal pillows, illustrating how the wreath can be incorporated into interior home styling.

Maintenance and Care

To maintain the appearance of your Member's Mark Harvest Wreath, follow these simple care instructions:

- **Cleaning:** Dust the wreath regularly with a soft, dry cloth or a feather duster. For more stubborn dust, a gentle blast of cool air from a hairdryer on a low setting can be used. Avoid using harsh chemicals or abrasive cleaners, as these can damage the materials.
- **Storage:** When not in use, store the wreath in a cool, dry place away from direct sunlight. A dedicated wreath storage box or a large plastic bag can help protect it from dust and damage. Ensure it is stored flat or hung to prevent crushing of the decorative elements.
- **Handling:** Handle the wreath by its grapevine base to avoid damaging the delicate floral and pumpkin elements.

Troubleshooting

Most issues with decorative wreaths are minor and can be resolved with simple adjustments.

- **Foliage Appears Compressed:** Gently reshape the leaves, flowers, and pumpkins by hand. The materials are designed to be somewhat flexible.
- **Dust Accumulation:** Refer to the 'Cleaning' section under Maintenance and Care.
- **Wreath Not Hanging Evenly:** Adjust the placement of the hanger or the wreath itself until it hangs level. Ensure the hanger is centered.

Specifications

| | |
|---------------------------|---|
| Brand | MEMBER'S MARK |
| Model | 26-inch Harvest Wreath |
| Color | Dhalia/Pumpkin (Orange & Beige color scheme) |
| Material | Natural twig, polyethylene, and expandable polystyrene foam |
| Mounting Type | Door Mount |
| Shape | Round |
| Product Dimensions | 5"D x 26"W x 26"H |
| Item Weight | 1 pound |
| UPC | 193968333423 |

Warranty Information



Please retain your proof of purchase for any warranty claims. For specific warranty details, refer to the product packaging or contact Member's Mark customer service. General warranty terms typically cover manufacturing defects under normal use conditions.





Customer Support

For further assistance, questions, or concerns regarding your Member's Mark 26-inch Harvest Wreath, please contact Member's Mark customer support through their official website or the contact information provided on your purchase receipt.

© 2023 MEMBER'S MARK. All rights reserved.

Related Documents - 26-inch Harvest Wreath

| | |
|---|---|
|  | <p>Member's Mark 9FT Slim Linden Fir Assembly Instructions & User Manual</p> <p>Comprehensive assembly instructions and user manual for the Member's Mark 9FT Slim Linden Fir artificial Christmas tree (Model TG90P5637D03). Includes safety information, setup guide, care instructions, troubleshooting, and warranty details.</p> |
|  | <p>Member's Mark 9FT FLOCKED ASPEN Assembly & User Manual</p> <p>Comprehensive assembly instructions and user manual for the Member's Mark 9FT FLOCKED ASPEN artificial Christmas tree (Model: TG90M2W75D09), including safety, care, troubleshooting, and warranty information.</p> |

| | |
|---|--|
|  <p>Member's Mark. Assembly Instructions & User's Manual for Member's Mark 6 Pack Multipurpose Disc Light Model Number: 6000000000 Customer Service Department (800) 456-1234 © 2000 Member's Mark</p> <p>THIS ASSEMBLY MANUAL CONTAINS IMPORTANT SAFETY INFORMATION. PLEASE READ AND KEEP FOR FUTURE REFERENCE.</p> | <p>Member's Mark 6 Pack Multipurpose Disc Light Assembly and User Manual</p> <p>Assembly instructions and user manual for the Member's Mark 6 Pack Multipurpose Disc Light. Includes product information, components, hardware, tools needed, assembly steps for soil, concrete, and wall mounting, and battery precautions.</p> |
|  <p>Assembly Instructions & User's Manual for Member's Mark 7.5FT LINDEN FIR Model Number: 7000000000 Customer Service Department (800) 456-1234 © 2000 Member's Mark</p> <p>THIS ASSEMBLY MANUAL CONTAINS IMPORTANT SAFETY INFORMATION. PLEASE READ AND KEEP FOR FUTURE REFERENCE.</p> | <p>Member's Mark 7.5FT LINDEN FIR Artificial Christmas Tree Assembly & User Manual</p> <p>Comprehensive assembly instructions and user manual for the Member's Mark 7.5FT LINDEN FIR artificial Christmas tree. Includes safety information, care instructions, technical data, troubleshooting, and warranty details. Model TG76P4H95D00.</p> |
|  <p>Assembly Instructions & User's Manual for Member's Mark 9FT SLIM LINDEN FIR Model Number: 9000000000 Customer Service Department (800) 456-1234 © 2000 Member's Mark</p> <p>THIS ASSEMBLY MANUAL CONTAINS IMPORTANT SAFETY INFORMATION. PLEASE READ AND KEEP FOR FUTURE REFERENCE.</p> | <p>Member's Mark 9FT Slim Linden Fir Artificial Christmas Tree Assembly & User Manual (TG90P5637D03)</p> <p>Detailed assembly instructions and user manual for the Member's Mark 9FT Slim Linden Fir artificial Christmas tree (Model TG90P5637D03). Includes safety information, care, troubleshooting, and warranty details.</p> |
|  <p>Sam's.com (7710) Item: 10488-0000 Desc: 84-Inch Animated Skeleton Pirate Size: 84 x 120 x 120 120g</p> <p>*This page is not printed.</p> | <p>84-Inch Animated Skeleton Pirate Assembly Instructions and User Manual Member's Mark</p> <p>Detailed assembly instructions, user manual, safety guidelines, and troubleshooting for the Member's Mark 84-Inch Animated Skeleton Pirate decoration. Learn how to set up and operate your animated pirate.</p> |