

## Manuals+

[Q & A](#) | [Deep Search](#) | [Upload](#)

manuals.plus /

- › [ieGeek](#) /
- › [ieGeek Security Cameras Wireless Outdoor - 5MP Smart WiFi Camera System for Home Surveillance with Motion Light, Battery Powered Cam with Color Night Vision, 2-Way Audio, Siren Alarm, Works with Alexa 5MP White Cam](#)

### ieGeek ZY-C1

# ieGeek ZY-C1 5MP Wireless Outdoor Security Camera User Manual

Model: ZY-C1

## PRODUCT OVERVIEW

The ieGeek ZY-C1 5MP Wireless Outdoor Security Camera is designed for comprehensive home surveillance, offering advanced features for ease of use and robust security. It operates wirelessly with a rechargeable battery, providing flexible placement options both indoors and outdoors. Key functionalities include high-resolution video, advanced motion detection, two-way audio, and integrated deterrents like a siren and spotlight.

# Little But Thoughtful

5MP

2880 x 1600



Color Night Vision



PIR Motion Detect



2-Way Audio



Customize Motion Zone



Cloud/SD Storage




Figure 1: Overview of ieGeek ZY-C1 camera's thoughtful features.

## WHAT'S IN THE BOX

Upon unboxing your ieGeek ZY-C1 camera, you should find the following components:

- ieGeek ZY-C1 5MP Wireless Outdoor Security Camera
- Mounting Bracket

- Screws and Wall Plugs for installation
- USB Charging Cable
- User Manual



Video: Unboxing the ieGeek ZY-C1 camera and its accessories.

## SETUP GUIDE

---

### 1. Physical Installation

The ieGeek ZY-C1 camera is 100% wireless, allowing for easy installation in various locations. Use the provided mounting bracket, screws, and wall plugs to secure the camera to a wall, shed, or fence. The adjustable bracket allows for precise aiming of the camera's field of view.

# More Installation Options

Provide Page Flip Function



Figure 2: Easy installation of the ieGeek ZY-C1 camera in minutes.

## 2. App Connection

To connect your camera to your smartphone:

1. Download the "ieGeek Cam" app from your device's app store (available on iOS and Android).
2. Ensure your Wi-Fi network is 2.4GHz (5GHz is not supported).
3. Follow the in-app instructions to pair your camera. This typically involves powering on the camera and scanning a

QR code displayed on your phone.

4. Once connected, you can view live footage and configure settings.



Figure 3: Simple 3-step process to get your camera online.

Video: Detailed unboxing and initial setup process for the ieGeek Wireless Security Camera.

## OPERATING INSTRUCTIONS

### Motion Detection & Alerts

The camera features AI/PIR motion detection with a quick response time (0.2s-3s). When motion is detected, you will receive instant alarm notifications on your smartphone. The system can identify specific objects such as humans, vehicles, packages, and pets, reducing false alarms.

# 3s Instant Alert Without Delay

Day & Night



Siren



Spotlight



App Push



ieGeek Cam just now

## Tips

You received an alarm message from 108122099



Figure 4: Instant alerts and notifications for detected motion.



## 2K Crystal Clear Picture Quality



Figure 5: AI object recognition for accurate alerts.

### Night Vision

The camera provides 5MP QHD video quality and 33ft color night vision. Equipped with 2 PIR LEDs and 2 white lights, it allows for clear monitoring in low-light conditions, capturing more distant and wider environments.

# Color Night Vision

See Everything Clearly at Night



Figure 6: Color night vision capability for clear nighttime surveillance.

## 2-Way Audio

Communicate directly with visitors or deter unwanted individuals using the built-in 2-way audio feature. This allows for real-time conversation through the camera and your smartphone app.





Figure 7: Two-way audio for seamless communication.

## Siren & Spotlight

When motion is detected, the camera can activate an alarm sound and spotlight to deter unwanted visitors, adding an extra layer of security.

Video: Review highlighting the siren and spotlight features of the camera.

## IEGEEK CAM APP USAGE

The "ieGeek Cam" app offers a user-friendly interface with numerous free features and customization options. It supports integration with Alexa for smart home control.

- **Customizable Motion Zones:** Define specific areas for motion detection to avoid unnecessary alerts.
- **Scheduled Alerts:** Set specific time periods for alerts to be active, such as only at night.
- **Video Encoding:** Utilizes H.265 video compression for faster video loading and efficient storage.
- **Cloud & SD Card Storage:** Supports dual storage mode with an SD card (up to 128GB, not included) or free lifetime cloud storage for 6s clips with 7-day loop coverage.




Figure 8: The ieGeek Cam app provides comprehensive control and monitoring.

Video: A one-month review of the ieGeek Security Camera, including app features and performance.

## MAINTENANCE

### Battery Life & Charging

The camera is equipped with a professional rechargeable battery. Battery life can last up to 180 days depending on usage. A test showed 28% battery loss over 7 days with frequent triggers, suggesting approximately one month of battery life under similar conditions. Recharging from 72% to 100% took approximately 3 hours and 27 minutes.

### Waterproofing

The ieGeek outdoor camera has an upgraded rubber ring for improved airtightness, increasing its waterproof effectiveness by 50%. It is IP65 rated, allowing it to easily withstand rain and snow.



Figure 9: The camera's IP65 rating ensures durability in various weather conditions.

## TROUBLESHOOTING

If you encounter issues with your ieGeek ZY-C1 camera, consider the following:

- **Connectivity:** Ensure your Wi-Fi is 2.4GHz and the camera is within range of your router.
- **Battery:** Check the battery level in the app and recharge if necessary.
- **App Issues:** Ensure the "ieGeek Cam" app is updated to the latest version. Try restarting the app or your phone.
- **Motion Detection:** Adjust sensitivity settings in the app to reduce false alarms.
- **Reset:** If problems persist, locate the reset button on the camera (under the rubber flap at the bottom) and hold it for 4-5 seconds to reset the device.

Video: Comprehensive review of the ieGeek Wireless Security Camera, including troubleshooting tips.

## SPECIFICATIONS

Feature	Detail
Brand	ieGeek
Model Number	ZY-C1
Video Capture Resolution	5 MP

Connectivity Technology	Wireless (2.4GHz Wi-Fi)
Night Vision Range	33 Feet (Color Night Vision)
Viewing Angle	130 Degrees
Motion Detection	AI & PIR (Human, Vehicle, Package, Pet recognition)
Audio	2-Way Audio
Storage	SD Card (up to 128GB, not included) & Free Cloud Storage
Waterproofing	IP65
Power Source	Battery Powered (Rechargeable)
Compatible Devices	Smartphone/Smartwatch/Tablet/Works with Alexa

WARRANTY & SUPPORT

ieGeek offers a 2-year warranty for its cameras. Additionally, you benefit from a 90-day free return policy and replacement for quality issues.

Contact Information:

- **Phone:** +1(202)656-9955 (Working Hours: Mon-Fri 9:00 am-18:00 pm ET)
- **Email:** service@iegeek.com




Figure 10: ieGeek customer support details.