

Manuals+

[Q & A](#) | [Deep Search](#) | [Upload](#)

manuals.plus /

› [YOWU](#) /

› [YOWU Cat Ear Headphones 4GS User Manual](#)

YOWU CAT-4GS

YOWU Cat Ear Headphones 4GS User Manual

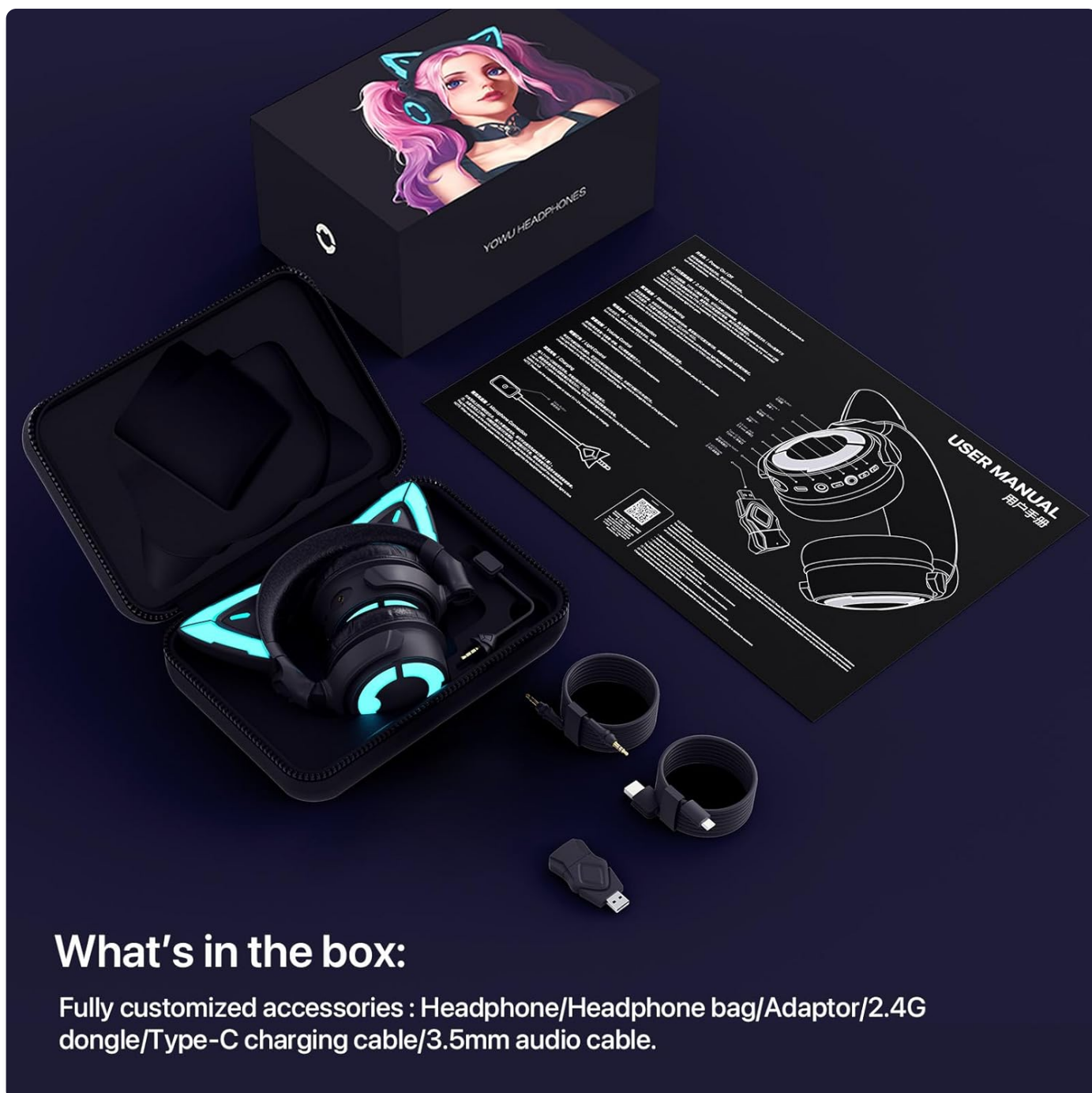
Model: CAT-4GS | Brand: YOWU

INTRODUCTION

Welcome to the world of immersive audio with your new YOWU Cat Ear Headphones 4GS. This manual provides detailed instructions to help you set up, operate, and maintain your headset, ensuring a seamless and enjoyable experience across various platforms.

WHAT'S IN THE BOX

- YOWU Cat Ear Headphones 4GS
- Protective Case
- USB/Type-C Dongle
- Data Cable and Charging Cable
- User Manual (this document)



What's in the box:

Fully customized accessories : Headphone/Headphone bag/Adaptor/2.4G dongle/Type-C charging cable/3.5mm audio cable.

Figure 1: All items included in the YOWU Cat Ear Headphones 4GS package.

KEY FEATURES

- **ACG Aesthetics & Customizable RGB Lighting:** Unique cat ear design with millions of customizable RGB colors and lighting effects via the YOWU APP.
- **Triple Connectivity:** Supports 2.4G USB/Type-C dongle for ultra-low latency, Bluetooth, and 3.5mm audio cable for multi-platform compatibility (PC, PS4, PS5, Switch, Xbox via 3.5mm).
- **Superior Sound:** Equipped with 50mm drivers for rich, immersive audio.
- **Flexible Microphone:** Detachable, 360-degree rotating microphone for crystal-clear communication.
- **Ultra-Low Latency:** 2.4G connectivity ensures minimal delay for seamless gaming.

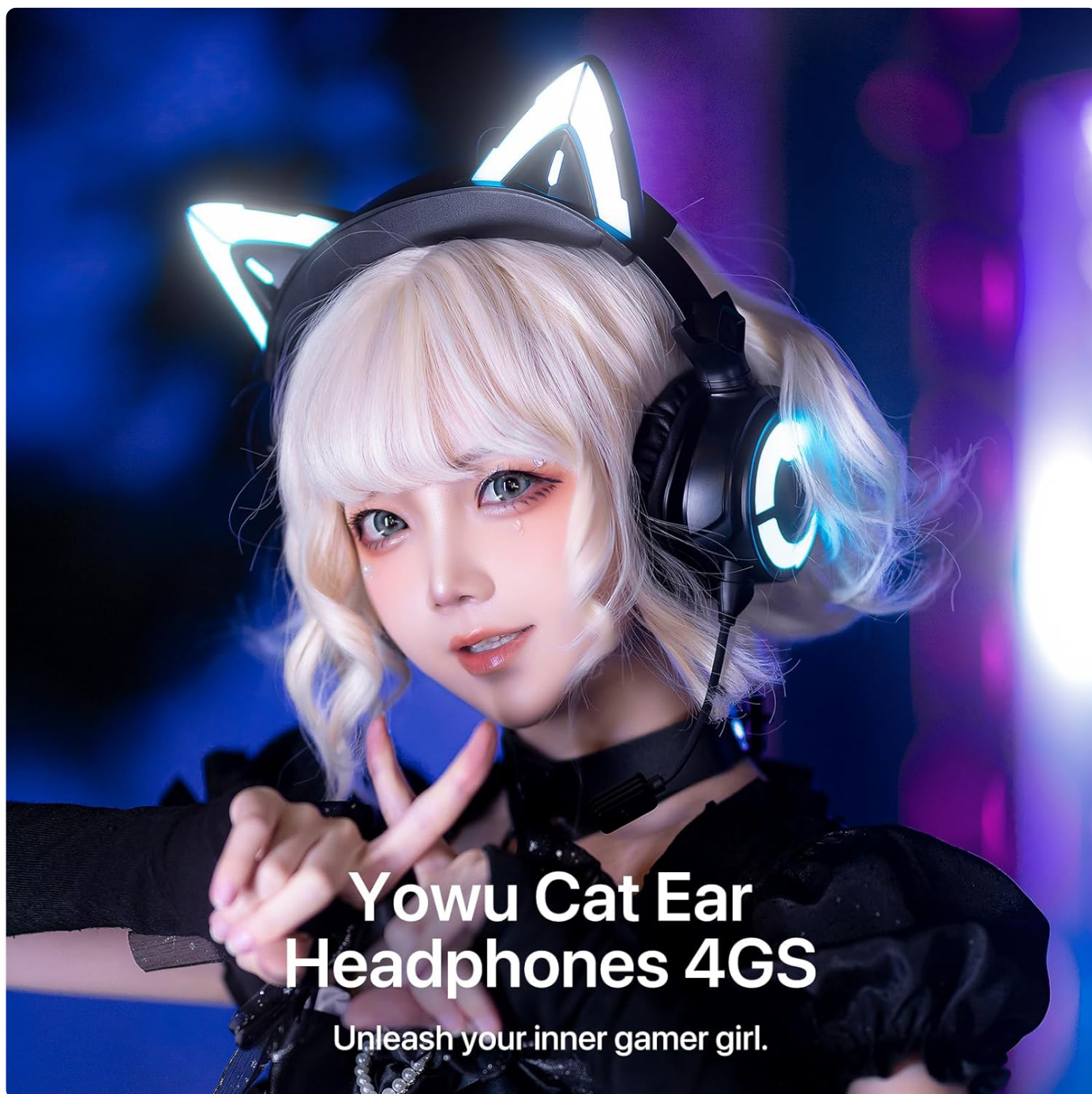


Figure 2: YOWU Cat Ear Headphones 4GS in use, showcasing the unique design and RGB lighting.

Triple Connectivity

2.4G USB/Type C, Bluetooth 3.5mm audio cable,
multi-platform compatibility.

*Notice: Xbox only can be connected via 3.5mm audio cable.



Figure 3: Visual representation of the headset's versatile connectivity options.

SETUP

1. Initial Charging

Before first use, fully charge your headphones using the provided charging cable. The carrying case battery charging time is approximately 3 hours.

2. Microphone Attachment

Attach the detachable microphone to the designated port on the left earcup. Ensure it clicks securely into place for clear communication.

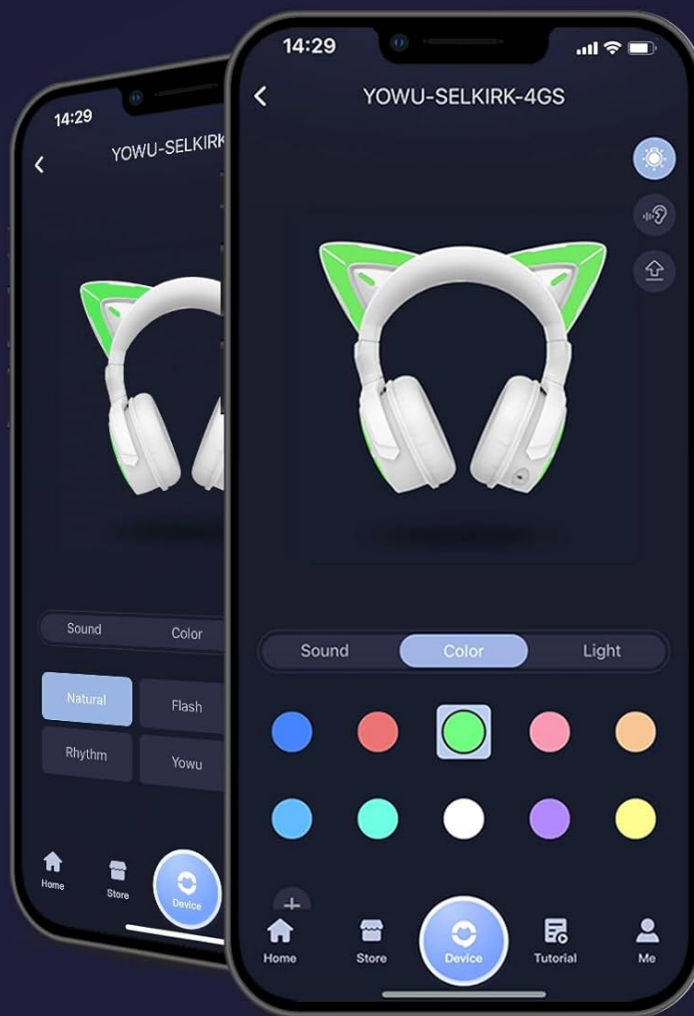
3. Connectivity Options

- **2.4G Wireless (PC/PS4/PS5/Switch):** Insert the 2.4G USB/Type-C dongle into your device's USB port. The headphones will automatically connect, indicated by a stable light.

- **Bluetooth:** Power on the headphones. Open your device's Bluetooth settings and select "YOWU-SELKIRK-4GS" to pair.
- **3.5mm Audio Cable:** Connect the 3.5mm audio cable from your headphones to your device's audio jack. This is the only connection method for Xbox.



Figure 4: The versatile 2.4G USB/Type-C dongle for low-latency wireless connection.



Magical Yowu APP

Millions of light colors and effects.

Figure 5: The YOWU APP allows for extensive customization of lighting and sound.

OPERATING INSTRUCTIONS

1. Power On/Off

Press and hold the power button on the headphones for 2 seconds to turn them on. Repeat to turn them off.

2. Music Control

Use the volume control buttons (+/-) to adjust volume. Press the power button to play/pause music or answer/hang up a phone call.

3. Light Control

Press the light button to change the RGB lights of the headphones. Press twice to turn off the lights. Use the YOWU APP for advanced customization.

4. Bluetooth Pairing

To re-enter pairing mode, press and hold the Bluetooth button for 5 seconds until the indicator light flashes between red and blue. Select "YOWU-SELKIRK-4GS" on your device.

5. Official Product Videos

Your browser does not support the video tag.

Video 1: YOWU 4GS Cat Ear Headphones - A detailed look at the product's features and unboxing experience.

Your browser does not support the video tag.

Video 2: YOWU 4GS Cat Ear Headphone for Esports Girl - Demonstrates various features and usage scenarios for gamers.

MAINTENANCE

1. Cleaning

Wipe the headphones with a soft, dry cloth. Avoid using harsh chemicals or abrasive materials. Ensure the microphone port is free of debris.

2. Storage

Store the headphones in their customized carrying case when not in use to protect them from dust and damage.

3. Battery Care

To prolong battery life, avoid fully discharging the headphones frequently. Charge them regularly, even if not in constant use.

TROUBLESHOOTING

Problem	Possible Cause	Solution
No audio/connectivity	Not paired, low battery, incorrect connection mode.	Ensure headphones are charged. Re-pair Bluetooth or re-insert 2.4G dongle. Check 3.5mm cable connection.
Microphone not working	Microphone not attached correctly, muted, or device settings.	Ensure microphone is fully inserted. Check mic mute button. Verify audio input settings on your device.
RGB lights not working/changing	Low battery, app issue, or incorrect button press.	Charge headphones. Use the YOWU APP to customize lights. Press the light button multiple times to cycle through modes.
Audio stuttering/lag	Interference, distance from dongle/device, or device issues.	Move closer to your device. Reduce interference from other wireless devices. Ensure device drivers are updated.

SPECIFICATIONS

Feature	Detail
Model Name	CAT-4GS-BK-450322


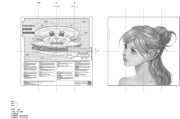
Feature	Detail
Connectivity Technology	Wireless (2.4G, Bluetooth), Wired (3.5mm Jack)
Wireless Communication Technology	Bluetooth 5.4
Bluetooth Range	10 Meters
Audio Driver Size	50mm
Frequency Range	20 Hz - 20,000 Hz
Battery Life	30 Hours
Noise Control	Passive Noise Cancellation
Compatible Devices	PC, PS5, Switch, Xbox (via 3.5mm)
Item Weight	2.4 Grams (0.085 ounces)
Material	Durable plastic
Control Type	Volume Control, App Control





WARRANTY AND SUPPORT

YOWU offers a 1-year warranty for the Cat Ear Headphones 4GS. For any inquiries or assistance, please contact YOWU customer support. Dedicated 24-hour customer support is available to enhance your shopping experience.

For further support, please visit the [Official YOWU Store on Amazon](#).

Related Documents - CAT-4GS

	<p>YOWU SELKIRK 4 Cat Ear Headphone User Manual</p> <p>Instructions and specifications for the YOWU SELKIRK 4 Cat Ear Headphone, including Bluetooth pairing, light controls, charging, and app integration.</p>
	<p>YOWU Sphynx TWS Earphone User Manual</p> <p>Instruction manual for the YOWU Sphynx TWS Earphones, detailing features, operation, charging, and customization.</p>

	<p>YOWU Cat Ear Headphone 4 Model Confirmation Letter</p> <p>Model confirmation letter for YOWU Cat Ear Headphone 4, detailing its FCC ID and confirming identical electrical components across variations.</p>
	<p>SOMIC G951S Gaming Headset User Manual</p> <p>Comprehensive user manual for the SOMIC G951S Gaming Headset, covering product features, package contents, technical specifications, setup guide, troubleshooting tips, and warranty information for PC, PlayStation, Xbox, and Nintendo Switch users.</p>
	<p>SOMiC GS510 Cat Headset User Manual</p> <p>A comprehensive guide for the SOMiC GS510 Cat Headset, detailing its features, setup, compatibility with gaming consoles and PC, and usage instructions for the retractable noise-cancelling microphone.</p>
	<p>SOMIC G951S Gaming Headset User Manual - Features, Specs, Troubleshooting</p> <p>Comprehensive user manual for the SOMIC G951S Gaming Headset. Learn about product features, package contents, specifications, quick start guide, and troubleshooting tips for PC, PS4, PS5, Xbox One, and Nintendo Switch.</p>