

Rokid Rokid Station

Rokid Station User Manual

BRAND: ROKID | MODEL: ROKID STATION

1. Introduction

The Rokid Station is the world's first Google-certified portable Android TV device designed to be the best companion for Rokid Max and other AR Glasses. This ultra-compact media streaming box offers extensive streaming resources and classic games, providing a technologically rich entertainment experience. It features plug-and-play connectivity, a robust 5000mAh battery, and wireless casting capabilities.



Figure 1: Front and back view of the Rokid Station device.

2. Setup Guide

2.1 Unboxing the Rokid Station

Upon opening the Rokid Station package, you will find the main device, a USB-A to USB-C charging cable, a Micro HDMI to Type-C cable for connecting to AR glasses, and a user manual. An additional TV remote may also be included.

Your browser does not support the video tag.

Video 1: Unboxing the Rokid Station and its accessories. This video demonstrates the contents of the package, including the main device, cables, and remote control.

2.2 Connecting Your Device

The Rokid Station is designed for plug-and-play functionality with compatible AR glasses. Use the provided Micro HDMI to Type-C cable to connect the Rokid Station to your AR glasses. The USB-A to USB-C cable is used for charging the device.



Figure 2: The Rokid Station connected to AR glasses for an immersive experience.

Your browser does not support the video tag.

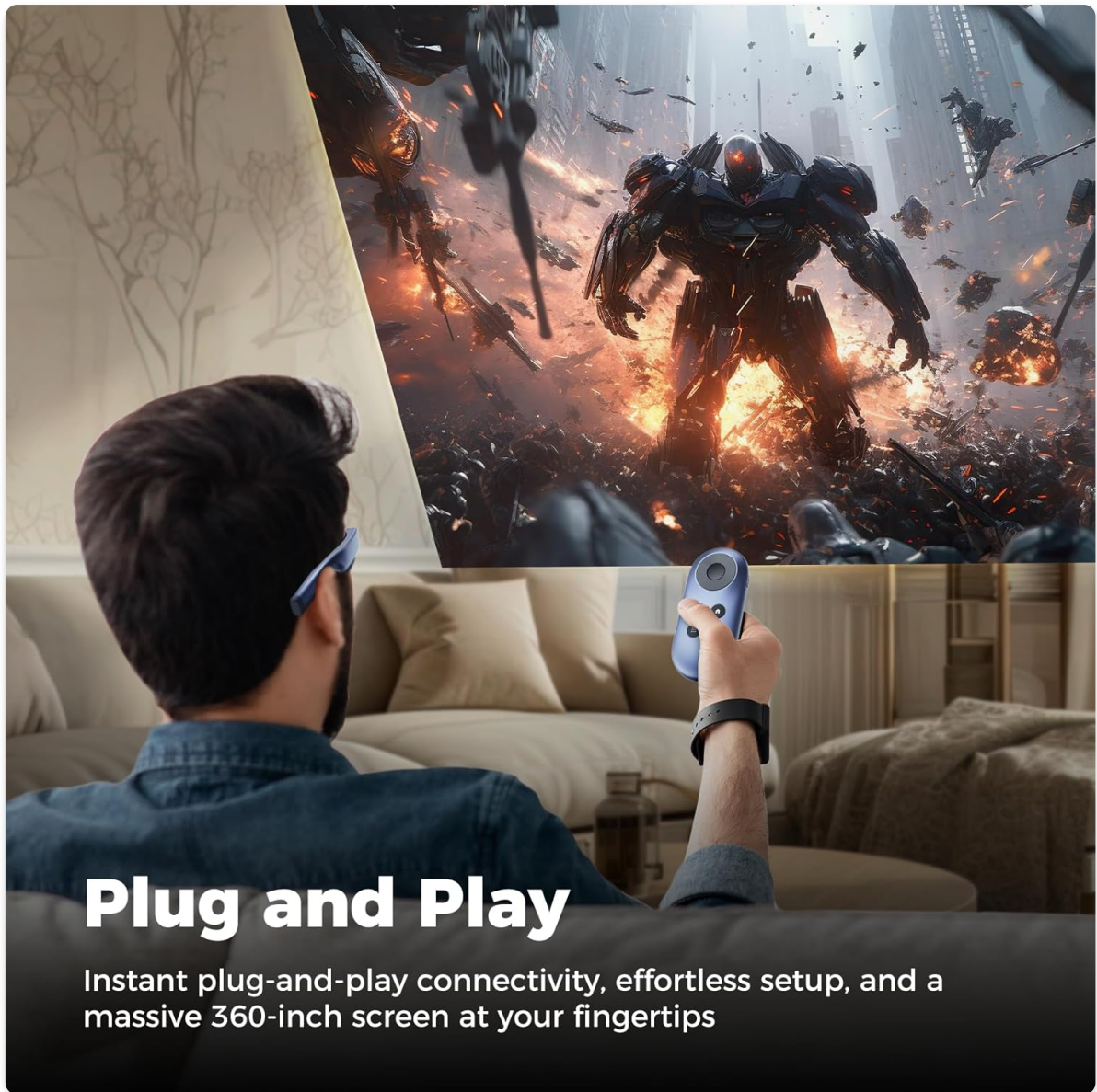
Video 2: Demonstration of connecting the Rokid Station to AR glasses and charging the device. This video highlights the simple plug-and-play setup.

3. Operating Instructions

3.1 Device Navigation

The Rokid Station features intuitive controls for easy navigation. The main buttons include: Home,

Backward, Apps, and Settings. Use the directional pad for menu selection and content browsing.



Plug and Play

Instant plug-and-play connectivity, effortless setup, and a massive 360-inch screen at your fingertips

Figure 3: Close-up view of the Rokid Station's control buttons for navigation.

3.2 Accessing Content and Apps

Running on Android TV OS 12, the Rokid Station provides access to a wide range of applications through the Google Play Store. You can download and stream your favorite movies, TV shows, and games. Wireless casting via Chromecast and Steam Link is also supported for a larger screen experience.

Your browser does not support the video tag.

Video 3: A user interacting with the Rokid Station to access Android TV content and apps. This demonstrates the user interface and content availability.



Small but Powerful

5000 mAh battery provides 7-day standby and 5 hours of usage.

Use it while on charging.
Doubles as your power bank

Figure 4: The Rokid Station supports HDCP and cloud gaming, expanding entertainment possibilities.

4. Maintenance

4.1 Charging and Battery Life

The Rokid Station is equipped with a 5000mAh battery, providing up to 7 days of standby time and approximately 5 hours of usage. It is normal for the device surface to heat up during prolonged use. The device supports pass-through charging, allowing you to use it while it charges. It can also function as a backup power bank for other devices.



Figure 5: The Rokid Station highlighting its powerful 5000mAh battery for extended use.

4.2 Cleaning and Storage

To clean the Rokid Station, use a soft, dry cloth. Avoid using abrasive cleaners or solvents. Store the device in a cool, dry place away from direct sunlight and extreme temperatures. The compact design makes it easy to store and carry.

5. Troubleshooting

Issue	Possible Cause	Solution
Device heats up during use	Normal operation during prolonged use.	Take short breaks during extended use to allow cooling. Ensure proper ventilation.
No picture when connected to AR glasses	Faulty cable or incorrect connection.	Ensure the Micro HDMI to Type-C cable is securely connected to both the Rokid Station and the AR glasses. Try a different cable if available.

Issue	Possible Cause	Solution
Apps not available on Google Play Store (e.g., Netflix)	App certification issues or regional restrictions.	Some apps may not be officially supported or available in all regions. Check the official Rokid website or app store for updates on app compatibility.
Slow performance/lag	Processor speed limitations or too many background apps.	Close unnecessary background applications. Restart the device. Ensure a stable Wi-Fi connection.

6. Specifications






Feature	Detail
Brand	Rokid
Model Name	Rokid Station
Color	Space Blue
Item Weight	1.32 pounds
Product Dimensions	15 x 12 x 8 inches
Battery	5000mAh Lithium Ion (included)
Operating System	Android TV OS 12
Connectivity Technology	Wi-Fi 5/Bluetooth 5.0
Connector Type	USB/Micro HDMI
Resolution	1080p
Special Features	3D viewing, Cloud office, Wireless screen projection

7. Warranty and Support

The Rokid Station comes with a standard manufacturer's warranty. For detailed warranty information, technical support, or service inquiries, please refer to the official Rokid website or contact their customer service directly. Keep your purchase receipt for warranty claims.

For additional resources and FAQs, visit the [Rokid Store on Amazon](#).

Related Documents - Rokid Station

	<p>Rokid Station 2 User Manual</p> <p>User manual for the Rokid Station 2, providing instructions on setup, operation, safety precautions, and warranty information.</p>
	<p>Rokid Air User Manual: Setup, Interactions, and Applications</p> <p>Comprehensive user manual for Rokid Air smart glasses, covering setup, connectivity modes (Projection and AR), compatible devices, app setup, interaction methods (touchpad, controller, voice), and available applications.</p>
	<p>Rokid Max User Manual - Setup, Features, and Safety Guide</p> <p>Comprehensive user manual for the Rokid Max smart AR glasses, detailing setup, product features, safety precautions, specifications, and compliance information.</p>
	<p>Rokid Max AR Glasses User Manual</p> <p>Comprehensive user manual for the Rokid Max AR glasses, covering setup, features, safety precautions, warranty, and technical specifications. Learn how to connect, wear, adjust, and maintain your Rokid Max for an optimal augmented reality experience.</p>
	<p>Rokid Station Remote User Manual - Setup, Pairing, and Safety Guide</p> <p>Comprehensive user manual for the Rokid Station Remote. Learn how to install batteries, pair via Bluetooth, use Google Assistant, understand low power indicators, and follow safety precautions. Includes FCC and IC compliance information.</p>