

## Manuals+

[Q & A](#) | [Deep Search](#) | [Upload](#)

[manuals.plus](#) /

› [PlayZoom](#) /

› [PlayZoom Kids Smartwatch & Bluetooth Headphone Set User Manual](#)

## PlayZoom Playzoom 2 Kids Smartwatch

# PlayZoom Kids Smartwatch & Bluetooth Headphone Set User Manual

Model: Playzoom 2 Kids Smartwatch

## INTRODUCTION

---

This manual provides essential information for the safe and effective use of your PlayZoom Kids Smartwatch and Bluetooth Headphone Set. Please read it thoroughly before use and retain it for future reference.

The PlayZoom Kids Smartwatch is designed to be a fun and educational device for children, featuring a selfie camera, voice recorder, photo effects, MP3 player, audiobooks, stopwatch, alarm, timer, and calendar. The accompanying wireless headphones offer high-fidelity audio and Bluetooth connectivity for wireless streaming.

## PACKAGE CONTENTS

---

- PlayZoom Kids Smartwatch
- PlayZoom Bluetooth Headphones
- Micro USB Charging Cable



Image: The PlayZoom Kids Smartwatch and its accompanying Bluetooth Headphones, showcasing their vibrant yellow and green design with frog motifs.

## SETUP

---

### Charging the Smartwatch

Before first use, fully charge the smartwatch. Connect the included Micro USB charging cable to the smartwatch's Micro USB port and plug the other end into a USB power adapter (not included) or a computer's USB port.

A full charge provides approximately 4 hours of play time. The watch does not require a cellular connection or Wi-Fi for operation.



Image: A close-up of the PlayZoom Smartwatch, highlighting the LED flashlight, Micro USB port for charging and data transfer, Camera button for capturing photos and videos, and the Home/Power button.

### **Charging the Headphones**

The Bluetooth headphones are also rechargeable. Use a compatible USB charging cable (often included with the headphones or a standard micro USB cable) to charge them. Refer to the headphone's specific instructions for charging indicators.

### **Initial Power On**

Press and hold the Home/Power button on the smartwatch to turn it on. The device is designed for plug-and-play use, meaning it's ready to use almost immediately after charging.

## **OPERATING INSTRUCTIONS**

## Smartwatch Features Overview

The PlayZoom Smartwatch offers a variety of functions accessible via its touch screen. Navigate through the menus by swiping and tapping.



Image: A visual representation of the PlayZoom Smartwatch's main features, including Camera & Gallery, Fun Activities & Games, Calculator & Measurements, Audio Books & Stories, Time, Alarm & Stopwatch, Voice Recordings, ICE (In Case of Emergency) information, and Music & Sing-A-Longs.

### Camera and Gallery

The smartwatch features a swivel selfie camera. Press the Camera button to capture photos and videos. You can store up to 8000 images or record up to 28 minutes of video. Explore fun frames and effects in the gallery.






Image: Demonstrates the camera and video functions of the PlayZoom Smartwatch, showing examples of fun face filters that can be applied to photos.

### **Music and Audiobooks**

Store music directly on the watch. Connect the smartwatch to a PC or laptop using the Micro USB cable to drag and drop audio files. The watch has a built-in 3.5mm headphone jack for listening on the go. Access pre-loaded audio bedtime stories to help with sleep routines.


### **Games and Activities**

The smartwatch includes over 25 fun S.T.E.M. games and various activities designed to combine learning with play. These include educational content on telling time, setting alarms, and promoting physical activity.

# 10+ AUDIOBOOKS



# 25+ FUN S.T.E.M GAMES



# 10+ WATCHFACES




Image: Displays the variety of content available on the PlayZoom Smartwatch, including examples of 10+ audiobooks, 25+ S.T.E.M. games, and 10+ customizable watchfaces.

## Timekeeping and Tools

Set alarms, use the stopwatch, timer, and calendar functions. A calculator is also included for basic measurements.

## Voice Recorder

Record voice memos and messages using the built-in voice recorder.

## Bluetooth Headphone Operation

The wireless headphones connect to the smartwatch via Bluetooth. They feature soft touch controls on the ear cups to adjust volume and manage calls (if connected to a compatible device, though the smartwatch itself does not have cellular capabilities). The headphones also have color-changing LED lights.



Image: The PlayZoom Bluetooth Headphones, highlighting their color-changing LED lights feature on the earcups. The headphones can also connect to any standard 3.5mm headphone jack for wired listening.

## MAINTENANCE

---

### Cleaning

Wipe the smartwatch and headphones with a soft, dry cloth. Do not use harsh chemicals or abrasive cleaners. Avoid submerging the devices in water.

### Storage

Store the devices in a cool, dry place away from direct sunlight and extreme temperatures when not in use.

### Battery Care



To prolong battery life, avoid fully discharging the battery frequently. Charge the devices regularly, even if not in constant use.

## TROUBLESHOOTING

- **Device not turning on:** Ensure the battery is fully charged. Connect to the charger and wait a few minutes before attempting to power on again.
- **Headphones not connecting via Bluetooth:** Ensure both the smartwatch and headphones are powered on and within close proximity. Check if the headphones are in pairing mode.
- **Unable to transfer music:** Ensure the smartwatch is properly connected to your computer via the Micro USB cable. Check if the computer recognizes the device as a storage drive.
- **Screen unresponsive:** Try restarting the smartwatch by holding down the Home/Power button until it powers off, then turn it back on.

## SPECIFICATIONS

Product Dimensions	4.5 x 2.5 x 6.2 inches
Item Weight	15.2 ounces
Model Number	Playzoom 2 Kids Smartwatch
Screen Size	1.44 Inches
Battery Type	Lithium Ion (included)
Battery Life (Smartwatch)	Approx. 4 Hours (play time)
Connectivity	Bluetooth
GPS	No
Manufacturer	PlayZoom

## WARRANTY AND SUPPORT

For warranty information and customer support, please refer to the documentation included with your purchase or visit the official PlayZoom website. Keep your proof of purchase for warranty claims.

The manufacturer is PlayZoom.