

Mibro XPAW013

Mibro Watch GS Pro User Manual

MODEL: XPAW013

1. Introduction

Thank you for choosing the Mibro Watch GS Pro. This smartwatch is designed to seamlessly integrate into your dynamic lifestyle, offering advanced features for communication, fitness tracking, and daily convenience. Please read this manual carefully to ensure proper use and maintenance of your device.



The Mibro Watch GS Pro smartwatch, showcasing its vibrant display with time, atmospheric pressure, and altitude readings.

2. Package Contents

Ensure all items listed below are present in your package:

- Mibro Watch GS Pro (with silicone strap) x 1
- Woven Strap x 1
- User Manual x 1
- Charging Base x 1


Lista de embalaje



Reloj (con correa) x 1



Pulsera tejida x 1



Manual de usuario x 1



Base de carga x 1

Contents included in the Mibro Watch GS Pro retail package.

3. Initial Setup

3.1 Charging the Device

Before first use, fully charge your Mibro Watch GS Pro. Connect the charging base to a USB power adapter (not included) and place the watch onto the magnetic charging pins. The watch screen will indicate charging status.

3.2 App Installation and Pairing

1. Scan the QR code in the manual or search for the official Mibro app on your smartphone's app store (compatible with Android and iPhone).
2. Install and open the app, then follow the on-screen instructions to create an account or log in.
3. Enable Bluetooth on your smartphone.
4. In the app, select 'Add Device' and choose Mibro Watch GS Pro from the list of nearby devices.
5. Confirm the pairing request on both your watch and smartphone.

4. Key Features

The Mibro Watch GS Pro is equipped with a range of features to enhance your daily life and fitness journey.



Overview of the Mibro Watch GS Pro's main features.

4.1 Display and Design

Features a stunning 1.4-inch AMOLED display for vibrant visuals and clear readability. The watch boasts a durable 316L stainless steel case and comes with both silicone and woven strap options for versatile styling.



Mibro Watch GS Pro with different strap options.

4.2 Connectivity and Communication

Stay connected with Bluetooth V5.3 for stable connections. The watch supports Bluetooth calls, allowing you to answer or reject calls directly from your wrist.

Un reloj para llamadas más elegantes

Atiende una llamada a través del reloj cuando estés ocupado en el trabajo o haciendo ejercicio, de manera fácil y conveniente. Basta con hacer clic para enviar un SMS y rechazar una llamada no deseada.



Receiving a call directly on the Mibro Watch GS Pro.

4.3 Durability and Positioning

With a 5 ATM water resistance rating, the GS Pro is suitable for swimming and other water activities. Integrated GPS positioning ensures accurate tracking of your outdoor adventures.

4.4 Battery Life

Experience extended usage with up to 20 days of battery life on a single charge, minimizing the need for frequent recharging.

4.5 Fitness and Health Tracking

The watch offers 105 sports modes to cater to various activities, alongside real-time 4PD heart rate monitoring, sleep tracking (including REM sleep and naps), and a 9-axis motion sensor for comprehensive data.

105 modos deportivos

Ayudándote a explorar nuevos modos

El reloj está conectado a algoritmos de movimiento profesionales de terceros y autoridades, proporcionando un análisis profesional de los datos de movimiento, visualización y sugerencias.



VO2 máx.





Tiempo de
recuperación



Zona de frecuencia
cardíaca



Detailed fitness tracking metrics on the Mibro Watch GS Pro.



Examples of sports modes: Climbing, Navigation, and Swimming.



Soporte para monitoreo del movimiento rápido de los ojos (REM)

Es posible monitorear la fase de movimiento rápido de los ojos durante el sueño, en la cual los ojos se mueven rápidamente y los músculos del cuerpo se relajan.



Soporte para siestas esporádicas

Las siestas cortas durante el día también pueden ser registradas.



Soporte para el sueño nocturno

Úsalo durante la noche para evaluar la calidad del sueño y realizar ajustes oportunos.

Sleep monitoring features, including REM and nap tracking.

4.6 Other Functions

The Mibro Watch GS Pro includes a variety of additional smart features:

- Music Control
- Stress Monitoring
- Breathing Training
- Calendar
- Find Watch
- Camera Remote
- Do Not Disturb Mode
- Female Health Assistant
- Power Saving Mode
- Sedentary Reminder

- Timer
- Weather Forecast
- Calculator
- Alarm Configuration
- Stopwatch
- Screen Lock
- Password Configuration
- Access Card Function
- Compass
- Games
- World Clock
- Voice Assistant
- Settings
- Sports Record
- Altimeter and Barometer

Otras funciones



Control de
música



Reproducción
de música



Monitoreo
de estrés



Entrenamiento
de respiración



Calendario



Búsqueda
de reloj



Cámara con
balanceo



Modo no
molestar



Asistente de
salud femenina



Modo de ahorro
de energía



Recordatorio de
sedentarismo



Temporizador



Pronóstico
del tiempo



Calculadora



Configuración
de alarma



Cronómetro



Bloqueo
de pantalla



Configuración
de contraseña



Función de
tarjeta de acceso




Brújula



Juego



Reloj mundial



Asistente de voz



Configurar



Registro deportivo

Icons representing the diverse range of additional functions available on the Mibro Watch GS Pro.

Altitud y Barómetro

Registra los datos generales de montañismo basados en las alturas de ascenso y descenso. Es fácil medir la altitud actual del montañismo, la altitud actual, la presión y otros datos en el momento en que levantas la mano.



Altimeter and Barometer function displaying air pressure data.

5. Operating Instructions

5.1 Basic Navigation

- **Swipe Up/Down:** Scroll through notifications or quick settings.
- **Swipe Left/Right:** Navigate between different widgets (e.g., heart rate, weather, activity data).
- **Press Side Button:** Wake/sleep screen, return to home screen, or access app list.
- **Long Press Side Button:** Power on/off or access power options.

5.2 Making/Receiving Calls

Ensure your watch is connected to your smartphone via Bluetooth. When a call comes in, the watch will display the caller ID. You can answer or reject the call directly from the watch screen. To make a call, use the dialer function on the watch or select a contact from your synced phonebook.

5.3 Starting a Workout

From the app list or a dedicated sports mode widget, select your desired activity (e.g., Running, Cycling, Swimming). The watch will begin tracking relevant metrics such as duration, distance, heart rate, and calories burned. Ensure GPS is enabled for outdoor activities for accurate route mapping.

6. Care and Maintenance

- **Cleaning:** Regularly clean your watch and strap with a soft, damp cloth. Avoid using harsh chemicals or abrasive materials.
- **Water Resistance:** The watch is 5 ATM water resistant, suitable for swimming and showering. However, avoid hot water, steam, or prolonged submersion in deep water. Do not press buttons underwater.
- **Storage:** Store the watch in a cool, dry place when not in use. Avoid extreme temperatures.
- **Charging:** Use only the provided charging base. Ensure the charging pins are clean and dry before charging.

7. Troubleshooting

- **Watch not turning on:** Ensure the watch is fully charged. Connect it to the charging base and leave it for at least 30 minutes before attempting to power on again.
- **Cannot pair with smartphone:**
 - a. Ensure Bluetooth is enabled on your phone and the watch.
 - b. Make sure the watch is within the Bluetooth range of your phone.
 - c. Restart both the watch and your smartphone.
 - d. Clear Bluetooth cache on your phone (if applicable) and try again.
- **Inaccurate heart rate/GPS data:** Ensure the watch is worn snugly on your wrist, not too loose or too tight. For GPS, ensure you are in an open area with a clear view of the sky.
- **Short battery life:** Reduce screen brightness, disable unnecessary notifications, limit continuous heart rate monitoring, and close background apps on the watch.
- **No notifications:** Check app notification settings on your smartphone and within the Mibro app to ensure they are enabled and synced to the watch.

8. Technical Specifications

Feature	Specification
Brand	Mibro
Model Number	XPAW013
Color	Black
Operating System	watchOS (Note: This is likely a generic OS name, not Apple's watchOS)
Screen Size	1.49 Inches (AMOLED)
Connectivity	Bluetooth V5.3
Special Features	GPS, Bluetooth Calling, 105 Sports Modes, Heart Rate Monitoring, Sleep Tracking, 5 ATM Water Resistance, Altimeter, Barometer

Compatible Devices	Android Phones, iPhones, Smartphones
Battery Composition	Lithium-ion
Battery Capacity	350 mAh
Water Resistance	5 ATM
ASIN	B0CHJR5XGD

9. Warranty and Support

Mibro products are manufactured to the highest quality standards. For information regarding warranty coverage, terms, and conditions, please refer to the warranty card included in your product packaging or visit the official Mibro website. For technical support or customer service inquiries, please contact Mibro customer support through their official channels.