

Manuals+

[Q & A](#) | [Deep Search](#) | [Upload](#)

Manuals.plus /

› [MOONTOY](#) /

› MOONTOY STEM Building Toys for Kids, 229PCS, Model J6606 Instruction Manual

MOONTOY J6606

MOONTOY STEM Building Toys (Model J6606)

Instruction Manual

INTRODUCTION

Thank you for choosing the MOONTOY STEM Building Toys, Model J6606. This 229-piece construction set is designed to engage children in Science, Technology, Engineering, and Mathematics (STEM) learning through hands-on play. This manual provides essential information for safe assembly, operation, maintenance, and care of your building toy set.

SAFETY INFORMATION

- **Recommended Age:** This toy is recommended for children aged 36 months to 5 years by the manufacturer. However, the complexity of some models may be more suitable for children aged 5 and above, as indicated in product descriptions. Parental guidance is advised for younger children during assembly.
- **Material Safety:** The building blocks are crafted from high-quality ABS plastic and TPR material. They are child-friendly, non-toxic, and free from harmful substances such as Lead, BPA, and Phthalates.
- **Small Parts:** The set contains small parts which may pose a choking hazard for children under 3 years old. Adult supervision is required.
- **Battery Requirement:** This product requires batteries for certain functions (details not specified). Ensure batteries are inserted correctly and disposed of responsibly. Batteries are not included.

10-IN-1 MODEL TOY

229
PCS




Image: Child playing with MOONTOY STEM building toys, highlighting safety features like non-toxic materials.

PACKAGE CONTENTS

The MOONTOY STEM Building Toys set includes 229 pieces, allowing for the construction of multiple models. Please verify that all components are present upon opening the package.

- Various building blocks and connectors
- Wheels and axles
- Screwdriver and wrench tools
- Nuts and bolts
- Instruction manual (this document)
- Storage case















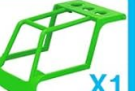

































 X1	 X2	 X2	 X1	 X1	 X44	 X2	 X1
 X3	 X1	 X4	 X8	 X3	 X4	 X2	 X1
 X2	 X2	 X1	 X1	 X2	 X1	 X4	 X2
 X15	 X39	 X3	 X4	 X6	 X6	 X1	 X1
 X1	 X1	 X1	 X1	 X4	 X1	 X5	 X3
 X9	 X16	 X4	 X2	 X4	 X2	 X1	
 X1	 X1	 X1	 X1	 X1	 X2		

Image: Overview of the 229-piece MOONTOY STEM building toy set, including all components and the storage case.

SETUP AND ASSEMBLY

Follow these general steps to assemble your MOONTOY STEM Building Toys. Refer to the included visual instructions for specific model constructions.

- 1. Identify Components:** Locate the correct building blocks, nuts, and bolts required for your chosen model.
- 2. Position Nuts:** Place the nut into its designated slot on one building block.
- 3. Insert Bolts:** Align the second building block and insert the bolt through the aligned holes, passing through the nut.
- 4. Tighten Connection:** Use the provided screwdriver to tighten the bolt securely. Ensure connections are firm but do not overtighten.

Building Blocks STEM Toys & Activity



Image: Step-by-step guide for connecting building blocks using the provided tools.

OPERATING INSTRUCTIONS

The MOONTOY STEM Building Toys encourage creative thinking and problem-solving. Children can build various models, fostering construction skills, engineering understanding, and teamwork.

- **Follow Instructions:** Use the included visual guide to construct specific models, such as vehicles or machines.
- **Creative Building:** Encourage children to design and build their own unique creations, promoting imagination and innovation.
- **Collaborative Play:** This set is ideal for parent-child interaction or group play, enhancing social skills and teamwork.
- **Skill Development:** Through building, children refine fine motor skills, precision, and coordination.

MOONTOY

10 MODELS

229 PCS EDUCATIONAL BUILDING TOYS



Image: Parent and child engaging in building activities, promoting interaction and learning.


MAINTENANCE

- **Cleaning:** The building blocks are easy to clean. Use a damp cloth with mild soap and water to wipe down the pieces. Ensure all parts are completely dry before storage.
- **Storage:** Utilize the provided storage case to keep all 229 pieces organized and prevent loss. Proper storage helps maintain the longevity of the toy set.
- **Inspection:** Periodically inspect all pieces for any signs of wear or damage. Discontinue use of any broken parts to ensure safety.

Logical Thinking & Problem Solving



Easy to Clean



Safe ABS Material



Smooth Edges

Image: Features highlighting the ease of cleaning and durable, safe materials of the building blocks.

TROUBLESHOOTING

- **Difficulty Assembling:** If a child struggles with assembly, ensure they are following the visual instructions carefully. Parental assistance may be required for more complex models or for younger children.
- **Missing Pieces:** Double-check the storage case and play area. If pieces are genuinely missing, contact customer support.
- **Loose Connections:** Ensure all nuts and bolts are tightened sufficiently with the provided tools. Avoid overtightening to prevent damage to the plastic.

SPECIFICATIONS

Feature	Detail
Model Number	J6606

Number of Pieces	229
Material	ABS Plastic, TPR
Product Dimensions (L x W x H)	30.48 x 24.13 x 7.62 cm (12 x 9.5 x 3 inches)
Product Weight	1.25 kg (2.75 lbs)
Recommended Age (Manufacturer)	36 months - 5 years
Educational Objectives	Construction Skills, Creative Thinking, Engineering Skills, STEM, Social Skills, Team Building Skills
Batteries Required	Yes (not included)

WARRANTY AND SUPPORT

For any questions, concerns, or support regarding your MOONTOY STEM Building Toys, please contact the manufacturer or your retailer. Keep your purchase receipt for warranty claims, if applicable.