

JBL JBLBB3WIFI

JBL Boombox 3 Wi-Fi Portable Speaker Instruction Manual

Model: JBLBB3WIFI

Brand: JBL

1. INTRODUCTION

The JBL Boombox 3 Wi-Fi is a powerful portable speaker designed to deliver massive JBL Original Pro Sound with deep bass. It offers versatile connectivity options including Wi-Fi and Bluetooth, allowing for high-definition music streaming both indoors and outdoors. Its robust design is waterproof and dustproof, making it suitable for various environments. The speaker also features a built-in power bank for charging external devices and utilizes eco-friendly materials in its construction.



Figure 1: Front view of the JBL Boombox 3 Wi-Fi Portable Speaker.

2. SETUP

2.1. Charging the Speaker

Before initial use, fully charge your JBL Boombox 3 Wi-Fi speaker. The speaker is powered by a Lithium Ion battery. A full charge typically takes approximately 4.5 hours. Use the provided AC power cord to connect the speaker to a power outlet. The battery indicator lights on the speaker will show the charging progress.



Figure 2: Rear view of the speaker, highlighting the charging port.

2.2. Powering On/Off

Press the power button located on the top panel of the speaker to turn it on or off. A startup sound will indicate the speaker is active.



Figure 3: Top panel controls including the power button.

2.3. Initial Connection (Bluetooth)

1. Turn on the JBL Boombox 3 Wi-Fi speaker.
2. Press the Bluetooth button on the top panel to enter pairing mode. The Bluetooth indicator will blink.
3. On your mobile device, navigate to Bluetooth settings and select 'JBL Boombox 3' from the list of available devices.
4. Once connected, the Bluetooth indicator will remain solid.

2.4. Wi-Fi Setup via JBL One App

For Wi-Fi connectivity and advanced features, download the JBL One App from your device's app store. The app guides you through connecting the speaker to your Wi-Fi network and allows for personalized settings, EQ adjustments, and access to integrated music services.

3. OPERATING THE SPEAKER

3.1. Basic Controls

- **Power Button:** Turns the speaker on/off.
- **Bluetooth Button:** Initiates Bluetooth pairing.
- **Volume Buttons (+/-):** Adjusts the playback volume.
- **Play/Pause Button:** Controls music playback.

3.2. Wi-Fi and Bluetooth Connectivity

The JBL Boombox 3 Wi-Fi offers seamless switching between Wi-Fi and Bluetooth. When connected via Wi-Fi, you can stream high-definition audio, including 3D Dolby Atmos, without interruptions from phone calls or notifications. For outdoor use or when Wi-Fi is unavailable, switch to Bluetooth for reliable wireless audio.



Figure 4: The speaker supports both indoor Wi-Fi and outdoor Bluetooth connectivity.

3.3. Multi-Speaker Connection

The JBL Boombox 3 Wi-Fi supports multi-speaker connections over Wi-Fi, allowing you to pair multiple compatible JBL Wi-Fi speakers for a synchronized audio experience. This feature is managed through the JBL One App.

4. KEY FEATURES

- **Massive JBL Original Pro Sound:** Experience deep, powerful bass and clear audio thanks to its 3-way speaker design, including a built-in subwoofer, two mid-range drivers, and dual tweeters.



Figure 5: Internal components contributing to the speaker's sound quality.

- **High-Definition Audio & 3D Dolby Atmos:** Stream high-definition audio content, including 3D Dolby Atmos, over Wi-Fi for an immersive listening experience.
- **Extended Battery Life:** Enjoy up to 24 hours of playtime on a single charge, ensuring music playback for all-day adventures.



24 HOURS OF BATTERY LIFE

Figure 6: The speaker provides up to 24 hours of continuous playback.

- **Waterproof and Dustproof (IP67):** The speaker is rated IP67, making it resistant to water and dust, suitable for various outdoor conditions.



Figure 7: The speaker's passive radiator and durable, waterproof exterior.

- **Built-in Power Bank:** Charge your mobile devices directly from the speaker using its integrated power bank feature.
- **Self-Tuning Feature:** Dual built-in microphones detect the speaker's surroundings and optimize audio quality for the best possible sound experience in any location.
- **Eco-Friendly Materials:** Constructed with post-consumer recycled plastic and recycled fabric for the speaker grille, and packaged in FSC-certified paper with soy ink.

5. MAINTENANCE

- **Cleaning:** Use a soft, damp cloth to clean the speaker's exterior. Avoid using harsh chemicals or abrasive materials.
- **Storage:** Store the speaker in a cool, dry place when not in use. Ensure all port covers are securely closed to maintain its waterproof and dustproof rating.
- **Battery Care:** For optimal battery longevity, avoid fully discharging the battery frequently. Charge the speaker regularly, even if not in constant use.

6. TROUBLESHOOTING

- **Speaker does not power on:** Ensure the battery is charged. Connect the speaker to a power source using the provided AC cord.
- **No sound:** Check the volume level on both the speaker and your connected device. Ensure the speaker is properly connected via Bluetooth or Wi-Fi.
- **Bluetooth pairing issues:** Make sure the speaker is in pairing mode (Bluetooth indicator blinking). Turn off and on your device's Bluetooth, then try pairing again. Ensure no other devices are actively connected to the speaker.
- **Wi-Fi connectivity issues:** Verify your Wi-Fi network is active and within range. Use the JBL One App to reconfigure Wi-Fi settings if necessary.
- **Poor sound quality:** Ensure the speaker is placed on a stable surface. Adjust EQ settings via the JBL One App. Check for obstructions between the speaker and your device if using Bluetooth.

7. SPECIFICATIONS

Feature	Specification
Model Name	JBL
Speaker Type	Portable Wireless Speaker
Connectivity Technology	Bluetooth, Wi-Fi
Bluetooth Version	5.3
Bluetooth Range	100 Meters
Power Source	Battery Powered
Battery Capacity	9600 mAh
Charging Time	4.5 Hours
Playtime	Up to 24 hours
Water Resistance Level	IP67 (Waterproof and Dustproof)
Speaker Maximum Output Power	200 Watts
Frequency Response	20 KHz

Feature	Specification
Audio Output Mode	3D Spatial Audio
Product Dimensions	7.9"D x 10.1"W x 20"H
Item Weight	15 Pounds
Material	Plastic
Color	Black

8. WHAT'S IN THE BOX

- 1 x JBL Boombox 3 Wi-Fi Speaker
- AC power cord (AC plug and quantity varies by region)
- Quick Start Guide
- Warranty Card
- Safety Sheet

9. OFFICIAL PRODUCT VIDEO

Your browser does not support the video tag.



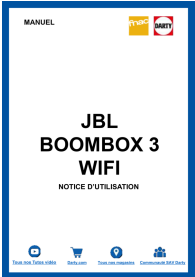
Video 1: Official product overview of the JBL Boombox 3 Wi-Fi speaker by Harman Kardon.

10. WARRANTY AND SUPPORT

The JBL Boombox 3 Wi-Fi speaker comes with a limited warranty. For detailed warranty information, please refer to the included Warranty Card. For product support, troubleshooting assistance, or service inquiries, please visit the official JBL website or contact JBL customer service.



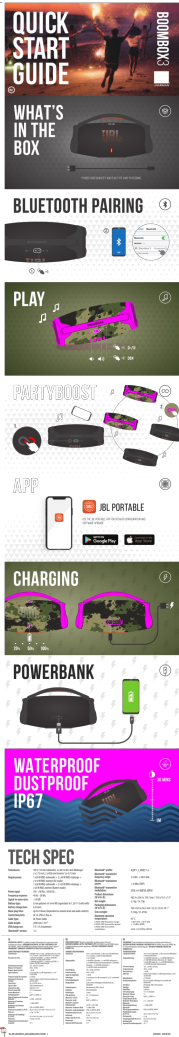
© 2023 JBL. All rights reserved.

	<p>JBL Boombox 3 Wi-Fi Quick Start Guide</p> <p>A quick start guide for the JBL Boombox 3 Wi-Fi speaker, covering setup, features, and technical specifications.</p>
	<p>JBL Boombox 3 Wi-Fi Quick Start Guide</p> <p>A quick start guide for the JBL Boombox 3 Wi-Fi portable speaker, covering setup, app connection, music streaming, Bluetooth pairing, charging, and technical specifications.</p>
	<p>JBL Boombox 3 Wi-Fi Quick Start Guide and User Manual</p> <p>Get started with your JBL Boombox 3 Wi-Fi portable speaker. This guide covers setup, features, Bluetooth pairing, music streaming, charging, and technical specifications.</p>



[Connecting JBL Speakers Together: A Comprehensive Guide](#)

Learn how to connect multiple JBL speakers wirelessly via Bluetooth for an enhanced audio experience. This guide covers connecting JBL speakers using the JBL Connect and Connect+ features, as well as troubleshooting common connection issues.



[JBL Boombox 3 Quick Start Guide](#)

Get started with your JBL Boombox 3 portable Bluetooth speaker. This guide covers setup, Bluetooth pairing, playback, charging, powerbank features, IP67 water and dust resistance, and technical specifications.

JBL BATTERY 600 WITH CHARGING CASE
POWER FOR JBL PARTYBOX 520 AND BOOMBOX 4



[JBL Battery 600 with Charging Case: Extended Power for JBL Speakers](#)

Discover the JBL Battery 600 with Charging Case, an essential accessory for your JBL PartyBox 520 and Boombox 4. Enjoy extended playtime, use it as a power bank, and benefit from guaranteed JBL quality.