

Yaheetech YA-00129000

Yaheetech Single Iron Bed Frame User Manual

Brand: Yaheetech | Model: YA-00129000

INTRODUCTION

This manual provides detailed instructions for the assembly, operation, and maintenance of your Yaheetech Single Iron Bed Frame. Designed for durability and elegance, this bed frame features a robust metal slat system, a stylish headboard, and ample under-bed storage. Please read all instructions carefully before beginning assembly to ensure safe and proper use.



Image: Yaheetech Single Iron Bed Frame in a bedroom setting, showcasing its black finish and elegant design.

SAFETY GUIDELINES

To ensure your safety and the longevity of the product, please adhere to the following guidelines:

- Always assemble the bed frame according to the provided instructions to ensure maximum stability.
- Do not exceed the maximum load capacity of 136 kg (approximately 300 lbs).
- Regularly check all bolts and screws to ensure they remain tight. Loose connections can compromise stability and safety.
- Keep small parts away from children during assembly to prevent choking hazards.
- Avoid standing or jumping on the bed frame.

While the provided information does not include an explicit safety warning, it is recommended to assemble the bed frame properly for stability, be aware of the maximum weight recommendation, and clean it carefully with a damp cloth to avoid damage.

COMPONENTS LIST

Before assembly, please ensure all components are present and undamaged. Refer to the packaging for a

complete list of parts and hardware. Typical components include:

- Headboard
- Footboard
- Side Rails
- Metal Slats
- Center Support Bar(s)
- Support Legs
- Assembly Hardware (screws, bolts, washers, Allen key)



Image: Close-up details of the bed frame, showing metal slats, elegant headboard, bottom storage space, and protective footpads.

SETUP AND ASSEMBLY

This metal bed frame is designed for quick and straightforward assembly. All necessary components and illustrated instructions are included. Follow these general steps, referring to your specific instruction manual for detailed diagrams:

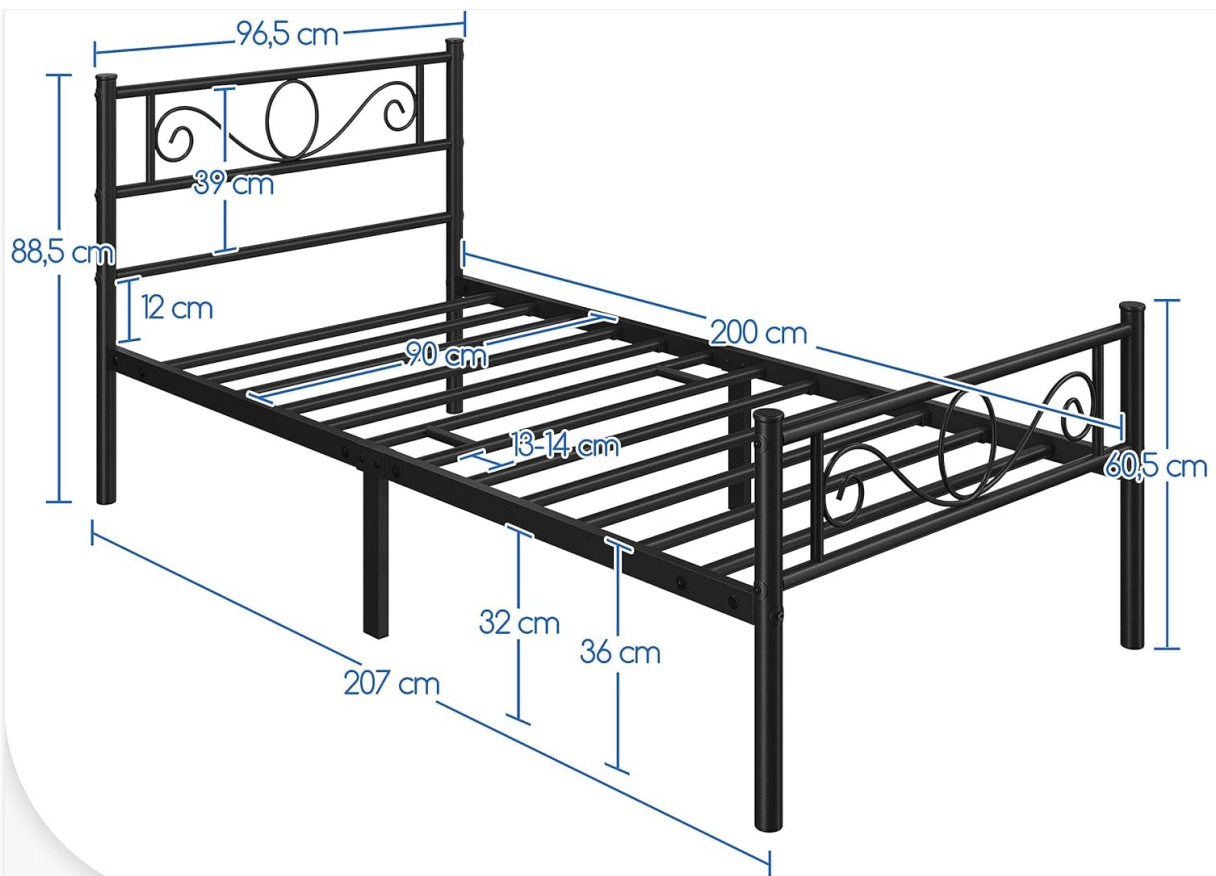
1. **Unpack and Identify Parts:** Lay out all components on a clean, soft surface to prevent scratches. Verify all

parts are present against the included parts list.

2. **Assemble Headboard and Footboard:** Attach the decorative elements and support legs to the headboard and footboard sections as per the instructions.
3. **Attach Side Rails:** Connect the side rails to the headboard and footboard using the provided hardware. Ensure all connections are secure but do not fully tighten bolts until the frame is fully assembled.
4. **Install Center Support:** If applicable, install the center support bar(s) and any additional support legs to the main frame.
5. **Place Metal Slats:** Carefully align the metal slats with the notches on the side rails and press firmly to fix them into place. Ensure all slats are securely seated.
6. **Final Tightening:** Once all components are in place and aligned, fully tighten all bolts and screws.



Image: Detailed view showing how to align the iron pipes with the notches and press firmly to fix them during assembly.



Capacité de charge
maximale
136 kg



Dimensions de
matelas applicables
90x200 cm

Image: Technical drawing illustrating the bed frame's dimensions (207 cm length, 96.5 cm width, 88.5 cm headboard height, 60.5 cm footboard height) and its maximum load capacity of 136 kg, suitable for a 90x200 cm mattress.

OPERATING THE BED FRAME

The Yaheetech Single Iron Bed Frame is designed for daily use with a standard single mattress. Its robust construction ensures stability and support.

- **Mattress Compatibility:** This bed frame is designed for a mattress size of 90 x 200 cm.
- **Weight Capacity:** The bed frame can support a maximum weight of 136 kg (approximately 300 lbs). Do not exceed this limit to prevent damage or injury.
- **Under-Bed Storage:** The frame provides approximately 32.5 cm (12.8 inches) of clearance underneath, offering convenient space for storing items like shoes, luggage, or storage boxes.



Image: A basketball placed under the bed frame to illustrate the 32 cm (12.5 inch) under-bed clearance, ideal for storage.

MAINTENANCE

Proper maintenance will extend the life and appearance of your bed frame:

- **Cleaning:** Wipe the metal surfaces with a soft, damp cloth. Avoid using harsh chemicals or abrasive cleaners, as they may damage the finish.
- **Regular Checks:** Periodically inspect all bolts and screws. Over time, they may loosen with use. Tighten them as needed to maintain the frame's stability and prevent squeaking.
- **Avoid Excessive Moisture:** Keep the bed frame in a dry environment to prevent rust or corrosion.

TROUBLESHOOTING



If you encounter any issues with your bed frame, consider the following common solutions:

- **Squeaking Noises:** Squeaking is often caused by loose connections. Re-tighten all bolts and screws, especially those connecting the side rails to the headboard and footboard, and the slats to the frame.
- **Instability/Wobbling:** Ensure all components are correctly assembled and all hardware is fully tightened. Check that the bed frame is on a level surface.
- **Damaged Parts:** If any part is damaged or missing upon arrival, contact Yaheetech customer support for assistance. Do not attempt to use the bed frame with damaged components.

SPECIFICATIONS

Attribute	Detail
Brand	Yaheetech
Model	YA-00129000
Color	Black
Product Dimensions (L x W x H)	207 x 96 x 88.5 cm (81.5 x 37.8 x 34.8 inches)
Item Weight	13 kg (28.7 lbs)
Special Features	Sturdy, Stable, Elegant Headboard, Under-bed Storage
Maximum Load Capacity	136 kg (300 lbs)
Applicable Mattress Size	90 x 200 cm (35.4 x 78.7 inches)
Under-bed Clearance	32.5 cm (12.8 inches)

Related Documents

<div><p>Yaheetech</p><p>613630(90x200cm)</p><p>1. Please read the manual before assembly to avoid any damage to the product. 2. Please read the manual before assembly to avoid any damage to the product. 3. Please read the manual before assembly to avoid any damage to the product. 4. Please read the manual before assembly to avoid any damage to the product. 5. Please read the manual before assembly to avoid any damage to the product.</p><p>100</p></div>	<p>Yaheetech 613630 (90x200cm) Metal Bed Frame Assembly Instructions</p> <p>Comprehensive assembly guide for the Yaheetech 613630 metal bed frame (90x200cm). Includes safety precautions, a detailed parts list, and step-by-step instructions with textual descriptions of diagrams.</p>
<div><p>Yaheetech</p><p>614058(Twin&Twin XL) 614204(90x190cm & 90x200cm)</p><p>1. Please read the manual before assembly to avoid any damage to the product. 2. Please read the manual before assembly to avoid any damage to the product. 3. Please read the manual before assembly to avoid any damage to the product. 4. Please read the manual before assembly to avoid any damage to the product. 5. Please read the manual before assembly to avoid any damage to the product.</p><p>100</p></div>	<p>Yaheetech 614058/614204 Metal Bed Frame Assembly Instructions</p> <p>Comprehensive assembly instructions for the Yaheetech 614058 (Twin/Twin XL) and 614204 (90x190cm/90x200cm) metal bed frame. Includes parts list, step-by-step guidance, and important safety information.</p>



[Yaheetech 611805\(TWIN\) Bed Frame Assembly Instructions](#)

Comprehensive assembly instructions for the Yaheetech 611805(TWIN) bed frame. This guide provides step-by-step instructions, parts lists, and important safety information for assembling your new bed.



Yaheetech Bed Frame Assembly Instructions

Comprehensive assembly guide for the Yaheetech Queen Size Metal Platform Bed with Upholstered Headboard. Includes parts list, step-by-step instructions, and safety information.