

[manuals.plus](#) /

› [TARGET](#) /

› [TARGET Darts 975 Ultra Marine 02 23G 97.5% Tungsten Steel Tip Darts Set - Swiss Point Darts with K-Flex Integrated Flight and Shaft – Includes Dart Takoma Wallet, SP Tool, Dart Tips](#)

TARGET 190249

TARGET Darts 975 Ultra Marine 02 Instruction Manual

Model: 190249

PRODUCT OVERVIEW

The TARGET Darts 975 Ultra Marine 02 set is engineered for precision and performance. Crafted from 97.5% Tungsten, the barrels feature unique CNC-machined grip profiles designed for optimal control. This set incorporates the patented Swiss Point system for easy point customization and the K-Flex All-in-One Flight & Shaft System for durability and consistent flight angle.



Image: Complete 975 Ultra Marine 02 Darts Set. This image displays the three assembled darts, the Takoma wallet, Swiss Point tool, extra points, and the presentation box, illustrating all components included in the package.

Included Components:

- 3 x 97.5% Tungsten Barrels (Barrel 02 design)
- 9 x Swiss Storm Nano Points (3x 26mm Silver, 3x 26mm Black, 3x 30mm Silver)
- 3 x No.6 Shaped K-Flex Flight and Shaft System
- 1 x Swiss Point Key Tool/Keyring
- 1 x Exclusive Ultra Marine Takoma Wallet
- 1 x 975 Pin Badge
- 1 x Ultra Marine Booklet
- Presented in a Royal Blue 975-Themed Presentation Box

SETUP AND ASSEMBLY

Your 975 Ultra Marine darts come partially disassembled to allow for customization and secure packaging. Follow

these steps to assemble your darts and prepare them for use.

1. Attaching Swiss Points:

The Swiss Point system allows for easy and secure attachment of dart points. Select your desired point length (26mm or 30mm).

1. Insert the Swiss Point into the barrel.
2. Use the provided Swiss Point Tool to firmly twist and secure the point into the barrel until it sits flush. Ensure it is tightened sufficiently to prevent loosening during play.



Image: Swiss Point Technology. This diagram illustrates the patented locking system and how the Swiss Point tool is used to switch points quickly and efficiently.

2. Attaching K-Flex Flight and Shaft System:


The K-Flex system integrates the flight and shaft into a single durable unit.

1. Gently screw the K-Flex flight and shaft system into the rear of the dart barrel.
2. Tighten until snug. Avoid over-tightening, which could damage the threads.



LIGHTWEIGHT


K-SYSTEM flights are lighter than other standard flight and shafts, lighter than similar products and other moulded systems.



90°


90° PRECISION

Our injection moulding process means the flights are at perfect 90° angles out of the box and through their playing life.



ENGINEERED FLEX

The shaft section of the K-FLEX have been designed to move if hit by an incoming or stationary dart reducing the chance of a bounce out.



DURABLE

A slight increase in thickness to the front and back edge of the flight increases durability dramatically over other flight types.



Image: K-Flex Integrated Flight and Shaft System. This visual explains the benefits of the K-Flex system, including its lightweight design, 90-degree precision, engineered flex, and enhanced durability.

OPERATING YOUR DARTS

Once assembled, your darts are ready for use. The design of the 975 Ultra Marine 02 darts focuses on balance, grip, and consistent flight dynamics.

Dart Handling:

- **Grip:** The CNC-machined grip profiles on the 97.5% Tungsten barrels are designed to provide a secure and consistent grip. Experiment with different finger placements to find what feels most comfortable and stable for your throwing style.
- **Balance:** The weight distribution of the 23g barrel (50mm length, 7.2mm diameter) is optimized for a balanced throw.
- **Flight:** The K-Flex No.6 flights are engineered to maintain a perfect 90-degree angle, contributing to a stable and predictable flight path.

MAINTENANCE

Proper maintenance will extend the lifespan of your darts and ensure consistent performance.

Cleaning:

- Wipe down barrels with a soft, dry cloth after use to remove any residue or moisture.
- Avoid using harsh chemicals or abrasive materials, which can damage the barrel finish or grip.

Inspection:

- Regularly inspect Swiss Points for bending or dullness. Replace points as needed using the Swiss Point Tool.
- Check K-Flex flights and shafts for any signs of cracking or damage. While durable, repeated impacts can cause wear. Replace damaged components to maintain optimal flight.

Storage:

Store your darts in the provided Exclusive Ultra Marine Takoma Wallet. This wallet is designed to hold three fully assembled darts securely, protecting them from damage and keeping accessories organized in its scratch-proof velvet-lined interior and zip pockets.

TROUBLESHOOTING

Here are some common issues and their solutions:

- **Difficulty Switching Swiss Points:** Ensure the Swiss Point Tool is correctly engaged with the point. Apply firm, steady pressure while twisting. If a point is broken inside the barrel, the tool is designed to extract it.
- **Flights Not Staying at 90 Degrees:** While K-Flex flights are designed for 90-degree precision, extreme impacts or prolonged use can affect their shape. If a flight appears warped, it may be time to replace the K-Flex system.
- **Darts Feeling Loose:** Check that both the Swiss Point and the K-Flex system are securely tightened into the barrel. Hand-tighten the K-Flex system and use the Swiss Point Tool for the points.

SPECIFICATIONS

POINT LENGTH

26MM

BARREL LENGTH

50MM

SHAFT LENGTH

19MM

SHORT

FLIGHT SHAPE

No.6



SWISSPOINT

PRECISION MILLED

K FLEX

NO.6

97.5% TUNGSTEN





BARREL 02

AVAILABLE WEIGHTS

21g

23g

25g

Image: Dart Specifications. This image provides a visual summary of key dimensions and material properties, including point length, barrel length, shaft length, flight shape, tungsten content, and available barrel weights.

Feature	Detail
Model Number	190249
Barrel Material	97.5% Tungsten
Barrel Weight (02 design)	23g (also available in 21g, 25g)
Barrel Length (23g)	50mm
Barrel Diameter (23g)	7.2mm
Point Type	Swiss Storm Nano Point
Point Lengths Included	26mm, 30mm
Flight/Shaft System	K-Flex All-in-One No.6 Shaped

Total Item Weight	898 g (packaged)
Parcel Dimensions	24.9 x 24.7 x 7.2 cm

WARRANTY INFORMATION



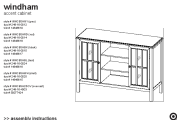
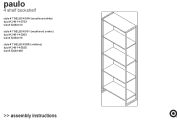
Target Darts provides a **lifetime guarantee** on all dart barrels. This guarantee covers manufacturing defects and material flaws under normal use. For specific terms and conditions, please refer to the Ultra Marine Booklet included in your presentation box or contact Target Darts customer support.


CUSTOMER SUPPORT

For any questions, concerns, or assistance with your TARGET Darts 975 Ultra Marine 02 set, please contact Target Darts customer support. Refer to the official Target Darts website for contact information and further resources.

© 2024 TARGET Darts. All rights reserved.

Related Documents - 190249

	<p>Target OMNI Auto Scoring System User Manual</p> <p>Comprehensive user manual for the Target OMNI Auto Scoring System, covering safety information, assembly, mounting, usage, calibration, and declarations. Model 460011.</p>
	<p>OMNI Automatic Dart Scoring System User Manual</p> <p>User manual for the Target OMNI automatic dart scoring system (Model 460011, 2BFTD-460011). Learn about assembly, calibration, compatibility, and troubleshooting for enhanced dart game accuracy with DartCounter integration.</p>
	<p>Windham Accent Cabinet Assembly Instructions Target</p> <p>Detailed step-by-step assembly instructions for the Windham accent cabinet by Target. Includes hardware list, parts diagram, and safety information.</p>
	<p>Paulo 4 Shelf Bookshelf Assembly Instructions</p> <p>Detailed assembly instructions for the Paulo 4 Shelf Bookshelf, including parts list, hardware identification, and step-by-step guidance for assembly and installation of the anti-tip kit. Available in Weathered White, Weathered Smoke, and Midtone finishes.</p>

[Warwick Media Cabinet Assembly Instructions | Target](#)

Get step-by-step assembly instructions for the Warwick media cabinet from Target. This guide covers hardware, parts, and assembly steps for models FKWWCB3DWH and FKWWCB3DBR, manufactured by BDDMI.



[Target Navigation Guide: ZDHC CMS TIG E-Learning Course](#)

This guide provides Target suppliers with instructions on how to register for, navigate, and complete the ZDHC Chemical Management System – Technical Industry Guide (TIG) E-learning course offered by NimkarTek.