

Noise Isolation Bluetooth Earbuds TWS 5.3 all phones laptop tablet Wireless Earphone Waterproof

Wireless TWS 5.3 Touch Control Earbuds User Manual

Model: Noise Isolation Bluetooth Earbuds TWS 5.3

INTRODUCTION

Thank you for choosing the Generic Wireless TWS 5.3 Touch Control Earbuds. These earbuds are designed to provide a superior audio experience with advanced features such as Bluetooth 5.3 connectivity, intuitive touch controls, and a large charging case with phone charging capabilities. With IPX5 water resistance and Hi-Fi stereo sound, they are ideal for an active lifestyle. This manual provides detailed instructions on how to set up, operate, and maintain your new earbuds.

WHAT'S IN THE BOX

Please check the contents of your package to ensure all items are present:

- Wireless TWS 5.3 Earbuds (Left and Right)
- Charging Case with Power Bank Function
- Ear Cushions (various sizes)
- Charging Cable (not explicitly listed but implied for charging case)
- User Manual (this document)

SETUP GUIDE

1. Initial Charging

Before first use, fully charge the earbuds and the charging case. The charging case features an individual LED display for both earbuds and the case itself, indicating the remaining battery level.



Figure 1: Earbuds in charging case with digital power display.

2. Pairing with Your Device

The earbuds utilize the latest Bluetooth 5.3 technology for a fast, stable, and efficient connection. One-step pairing simplifies the process:

1. Take both the left and right earbuds out of the charging case.
2. The earbuds will automatically power on and enter pairing mode.
3. On your smartphone or Bluetooth-enabled device, open the Bluetooth settings.
4. Search for available devices and select "F9" from the list.
5. Once connected, you will hear a confirmation prompt, and the earbuds will be ready for use.

After the initial pairing, the earbuds will automatically connect to the last paired device when removed from the case.

3. Wearing the Earbuds

The earbuds are ergonomically designed for a comfortable and secure fit, suitable for an active lifestyle. Experiment with the included ear cushion sizes to find the best fit for your ears. A proper fit ensures optimal sound quality and noise isolation.

OPERATING INSTRUCTIONS

Touch Controls

The earbuds feature intuitive touch controls for easy management of music playback, calls, and voice assistants. The touch-sensitive area is located on the outer surface of each earbud.

Touch One-click control



 Switch songs	 Answer / hang up	 Wake up Siri
Touch 2 times	Touch 1 times	Touch for 3 s
 Pause playback	 Volume control	 Power on/off
Touch 1 times	Touch 3 times	Touch for 5 s

Figure 2: Earbud touch control functions.

- **Switch Songs:** Touch 2 times (Left earbud for previous, Right earbud for next).
- **Answer / Hang Up Call:** Touch 1 time.
- **Wake Up Siri / Voice Assistant:** Touch for 3 seconds.
- **Pause Playback:** Touch 1 time.
- **Volume Control:** Touch 3 times (Left earbud for volume down, Right earbud for volume up).
- **Power On / Off:** Touch for 5 seconds.



Figure 3: Earbud touch control for 8D stereo surround.

The touch controls are integrated with an 8D stereo surround sound experience, enhancing your audio immersion.

Charging the Earbuds and Case

The charging case has a built-in 2000mAh rechargeable battery, providing up to 90 hours of additional playback time for the earbuds. The earbuds automatically charge when placed inside the case.

Digital power display



Figure 4: Digital power display on the charging case.

The LED display on the charging case shows the battery percentage of the case and the charging status of each earbud, allowing you to monitor when charging is needed.

Phone Charging Function

The large capacity charging case can also function as a power bank to provide emergency charging for your smartphone or other small USB-powered devices. Connect your device to the USB output port on the charging case using a compatible cable.

MAINTENANCE AND CARE

Cleaning

To ensure optimal performance and hygiene, regularly clean your earbuds and charging case. Use a soft, dry, lint-free cloth. For stubborn dirt, a slightly damp cloth can be used, but ensure no moisture enters the earbud openings or charging ports. Do not use harsh chemicals or abrasive materials.

Water Resistance

The earbuds are rated IPX5 waterproof, protecting them against damage from sweat and light rain. This makes them suitable for workouts and outdoor activities. **Note:** The charging case is not waterproof. Avoid submerging the earbuds in water, and they are not designed for swimming. The term "waterproof" has various ratings; IPX5 indicates resistance to low-pressure water jets from any direction.

Dust Plug



Figure 5: Charging case with added dust plug.

The charging case is equipped with a soft silicone dust plug. This plug helps protect the charging port from dust and debris, which can extend the service life of the product and maintain its appearance.

TROUBLESHOOTING

Earbuds Not Pairing / Connecting

- Ensure both earbuds are fully charged.
- Make sure Bluetooth is enabled on your device.
- Place the earbuds back into the charging case, close the lid, wait a few seconds, then take them out again to re-enter pairing mode.

- Forget "F9" from your device's Bluetooth list and try pairing again.
- Try pairing with a different device to rule out device-specific issues.

No Sound or Low Volume

- Check the volume level on both your earbuds (via touch control) and your connected device.
- Ensure the earbuds are properly seated in your ears for optimal sound delivery.
- Confirm the earbuds are connected to the correct audio output on your device.
- Clean any debris from the earbud mesh.

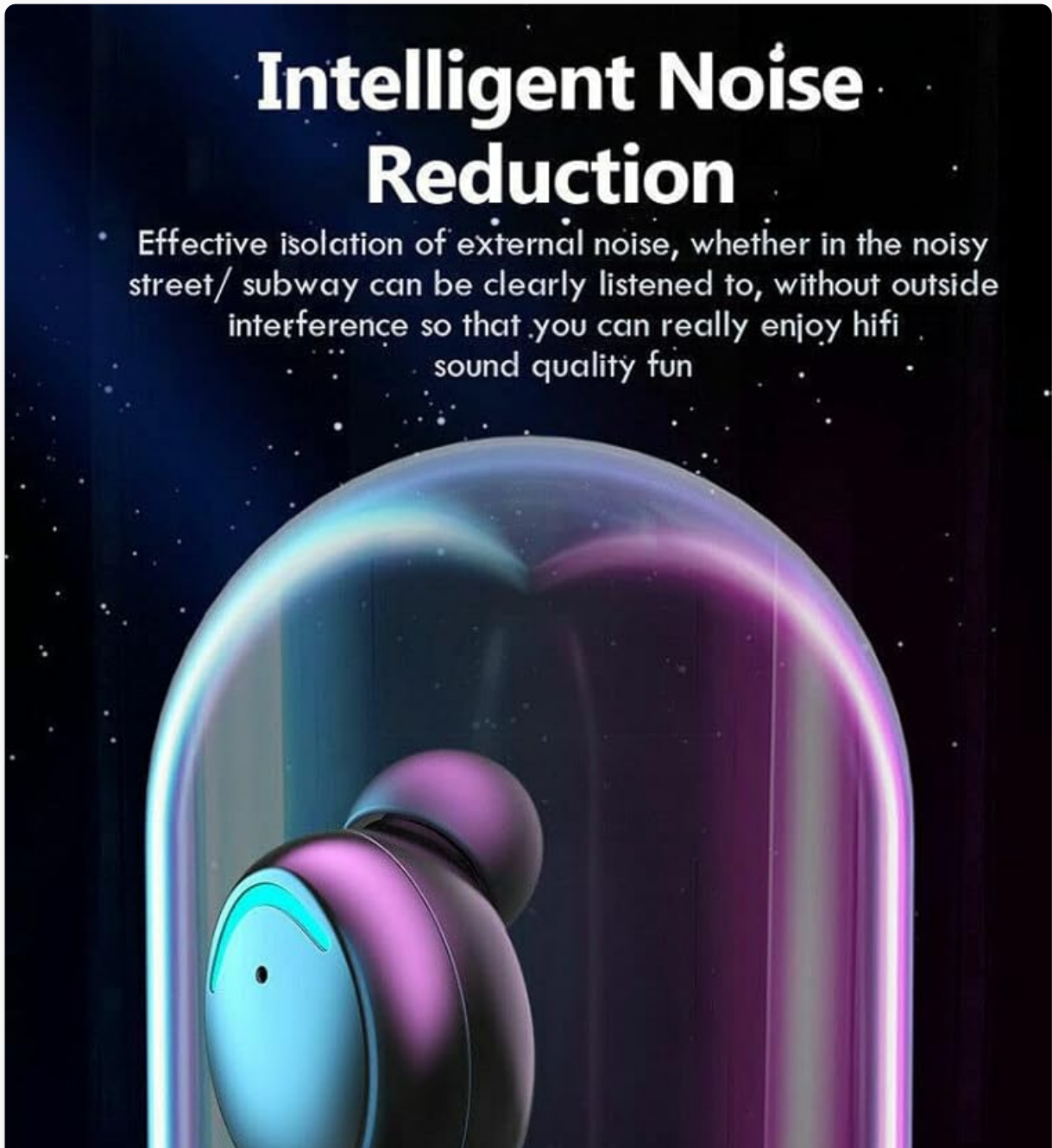
Charging Issues

- Ensure the charging cable is securely connected to both the case and the power source.
- Verify the power source is active.
- Clean the charging contacts on both the earbuds and inside the charging case.
- If the case is not charging, try a different charging cable or power adapter.

Intelligent Noise Reduction and Clear Calls

Intelligent Noise Reduction

Effective isolation of external noise, whether in the noisy street/ subway can be clearly listened to, without outside interference so that you can really enjoy hifi sound quality fun






Figure 6: Intelligent Noise Reduction feature.

These earbuds feature intelligent noise reduction to minimize external noise, allowing for a clearer audio experience. For calls, CVC 8.0 intelligent noise reduction technology filters environmental noise, ensuring binaural clear calls as if talking face-to-face.

Binaural Clear Call

Like talking face to face

Using CVC 8.0 intelligent noise reduction technology to filter environmental noise

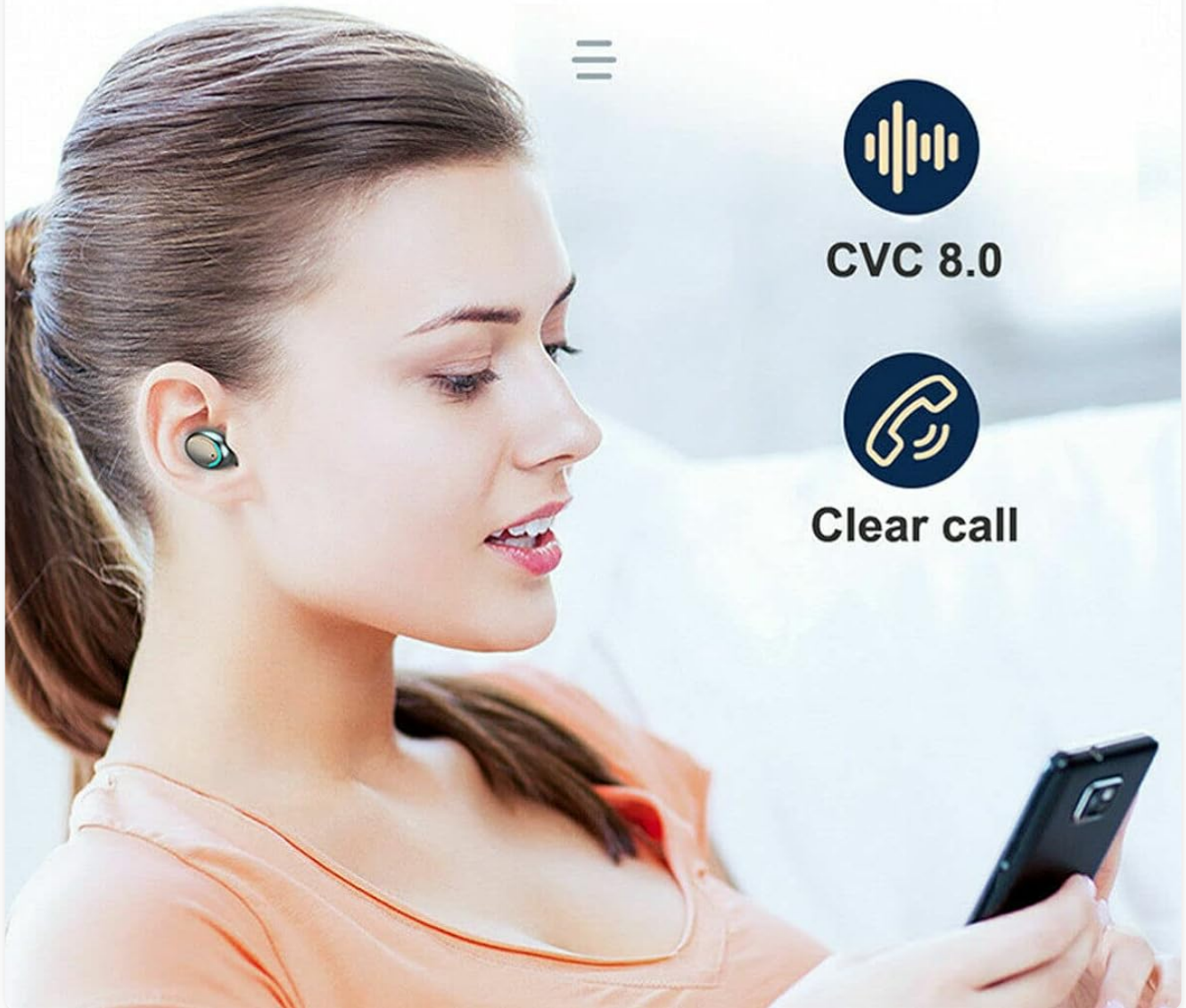


Figure 7: Binaural Clear Call with CVC 8.0 technology.

SPECIFICATIONS

Feature	Detail
Model Name	Noise Isolation Bluetooth Earbuds TWS 5.3 all phones laptop tablet Wireless Earphone Waterproof

Connectivity Technology	Wireless (Bluetooth 5.3)
Wireless Communication Technology	Bluetooth, Noise Isolation
Included Components	Bluetooth, Ear Cushions, Noise Cancellation, Water Resistant, Wireless
Age Range (Description)	All
Material	Composite
Specific Uses For Product	Music
Compatible Devices	iPhone, Android, Tablet, All phones, All tablets
Control Type	Media Control (Touch)
Cable Feature	Without Cable
Water Resistance Level	IPX5 Water Resistant
Style	EARBUDS
Control Method	Touch
Number of Items	1
UPC	783970833143
Special Feature	Android Phone Control, Microphone Included, Noise Isolation, iOS Phone Control
Manufacturer	ShenZhen ZTX Technology Co,Ltd
Package Dimensions	4.5 x 3 x 2 inches
Item Weight	11.2 ounces
ASIN	B0CH45ST3M
Date First Available	September 1, 2023
Department	Headphones
Brand	Generic
Color	Black
Form Factor	In Ear
Noise Control	Active Noise Cancellation
Headphones Jack	Wireless

For any questions, technical support, or warranty inquiries regarding your Generic Wireless TWS 5.3 Touch Control Earbuds, please refer to the contact information provided by your retailer or the manufacturer, ShenZhen ZTX Technology Co.,Ltd. Please retain your proof of purchase for warranty claims.



© 2023 Generic. All rights reserved.