

[Manuals.plus](#) /

› [Xiaomi](#) /

› User Manual for MI A Series HD Ready Smart Google LED TV L32M8-5AIN

## Xiaomi L32M8-5AIN

# User Manual for MI A Series HD Ready Smart Google LED TV

Model: **L32M8-5AIN**

*Your guide to setting up and enjoying your Xiaomi Smart TV.*

## 1. INTRODUCTION

This manual provides detailed instructions for the setup, operation, and maintenance of your MI A Series HD Ready Smart Google LED TV. Please read this manual thoroughly before using the product to ensure proper functionality and safety.

The MI A Series TV combines high-definition visuals with smart Google TV features, offering a comprehensive entertainment experience. It features a 32-inch display, 20W speakers with Dolby Audio and DTS-HD, and a user-friendly interface powered by Google TV.

## 2. WHAT'S IN THE BOX

Upon unboxing, please verify that all the following components are included:

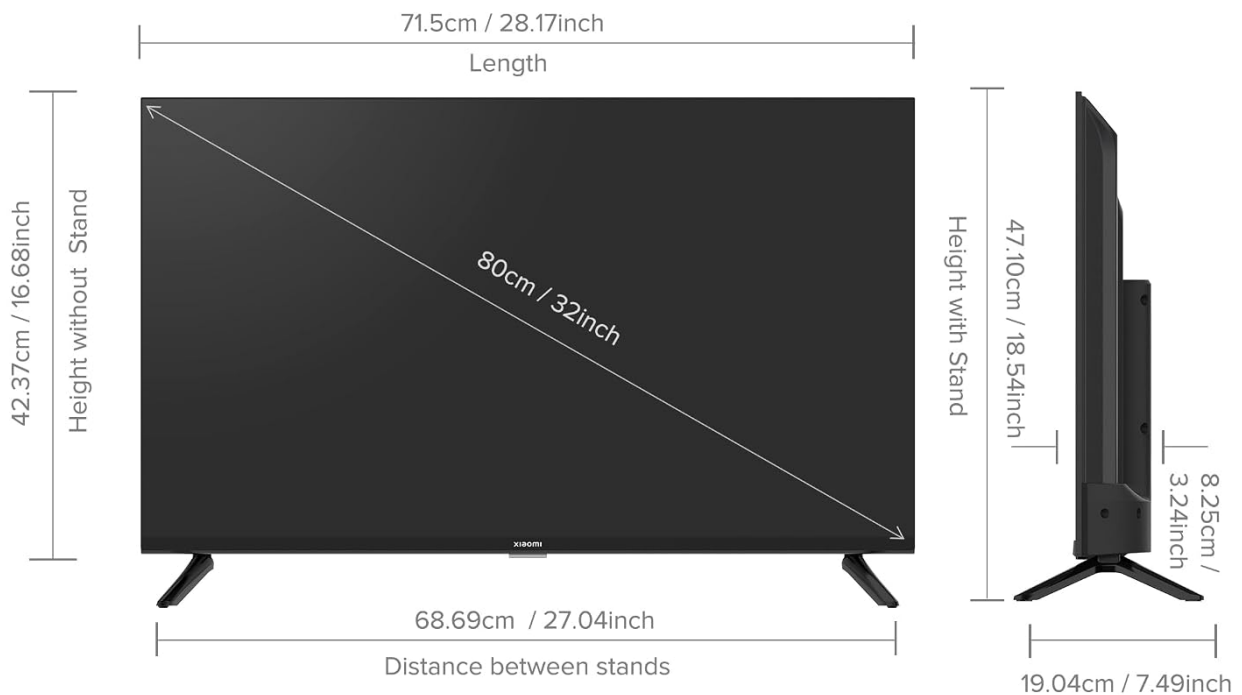
- 1 LED TV
- 2 Table Stand Bases along with screws
- 1 Remote Control
- 2 AAA Batteries

If any items are missing or damaged, please contact customer support immediately.

## 3. PHYSICAL FEATURES AND CONNECTIONS

### 3.1 Product Dimensions

Understanding the dimensions of your TV is crucial for proper placement and mounting.



**Image Description:** A diagram illustrating the physical dimensions of the 32-inch MI A Series TV. It shows the length (71.5cm / 28.17inch), height without stand (42.37cm / 16.68inch), height with stand (47.10cm / 18.54inch), distance between stands (68.69cm / 27.04inch), and side profile depth (8.25cm / 3.24inch for the main body, 19.04cm / 7.49inch including the stand).

- **Product Dimensions (LxWxH):** 19.04 x 71.57 x 47.1 cm
- **Item Weight:** 3.9 kg
- **Standing Screen Display Size:** 32 Inches

### 3.2 Ports Layout

The rear panel of your TV provides various ports for connecting external devices.

# 20W Speakers with

**Dolby** Audio



**Image Description:** A detailed view of the TV's rear panel showing the arrangement of input and output ports. These include HDMI, USB, Ethernet, AV input, and a headphone jack.

- **HDMI Ports:** 2 (for set-top box, Blu-ray players, gaming consoles)
- **USB Ports:** 2 (for hard drives and other USB devices)
- **Ethernet Port:** 1 (for wired network connection)
- **AV Port:** 1 (for older analog devices)
- **3.5 mm Jack:** 1 (for headphones or external audio systems)
- **Antenna Input:** 1

## 4. SETUP AND INSTALLATION

### 4.1 Attaching the Table Stand

1. Carefully place the TV screen-down on a soft, flat surface to prevent scratches.
2. Align the table stand bases with the corresponding slots at the bottom of the TV.
3. Secure each stand base using the provided screws. Ensure they are tightened firmly.

## 4.2 Wall Mounting (Optional)

If you prefer wall mounting, ensure you use a compatible wall mount bracket (not included) and follow the instructions provided with the wall mount. The TV supports both wall mount and table mount configurations.

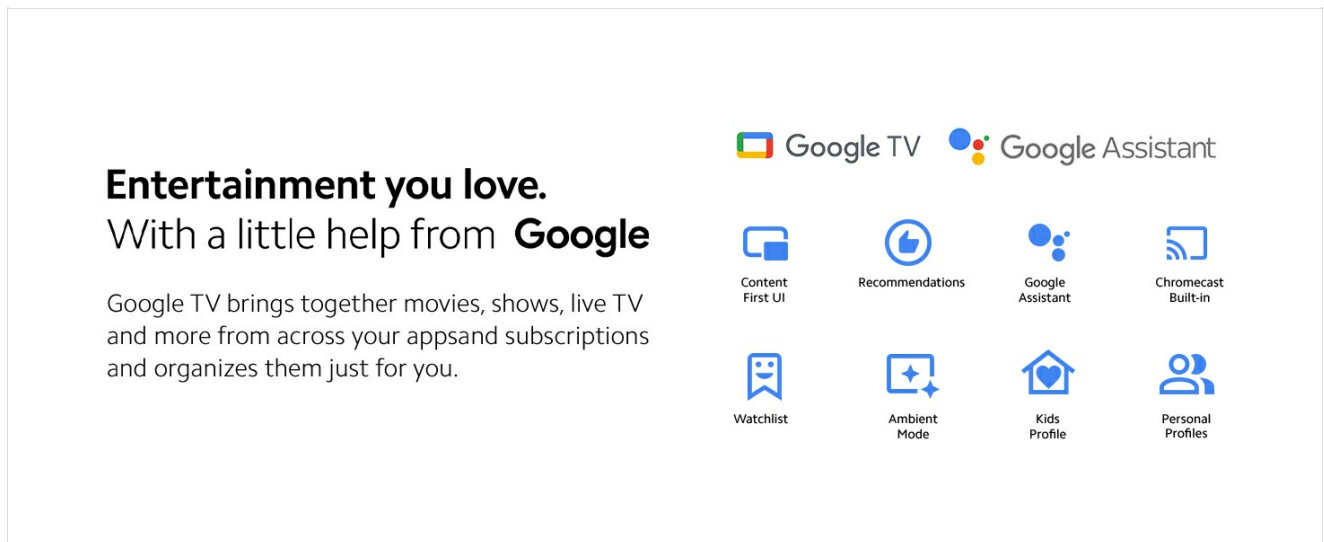
## 4.3 Initial Power On and Setup

1. Connect the power cable to the TV and then to a power outlet.
2. Insert the AAA batteries into the remote control.
3. Press the power button on the remote control to turn on the TV.
4. Follow the on-screen instructions to complete the initial setup, including language selection, network connection (Wi-Fi or Ethernet), and Google account sign-in.
5. The TV supports Dual Band Wi-Fi for stable internet connectivity.

# 5. OPERATING YOUR SMART TV

## 5.1 Google TV Interface

Your MI TV runs on Google TV, providing a personalized and intuitive user experience. Google TV organizes movies, shows, live TV, and more from across your apps and subscriptions, making content discovery easy.



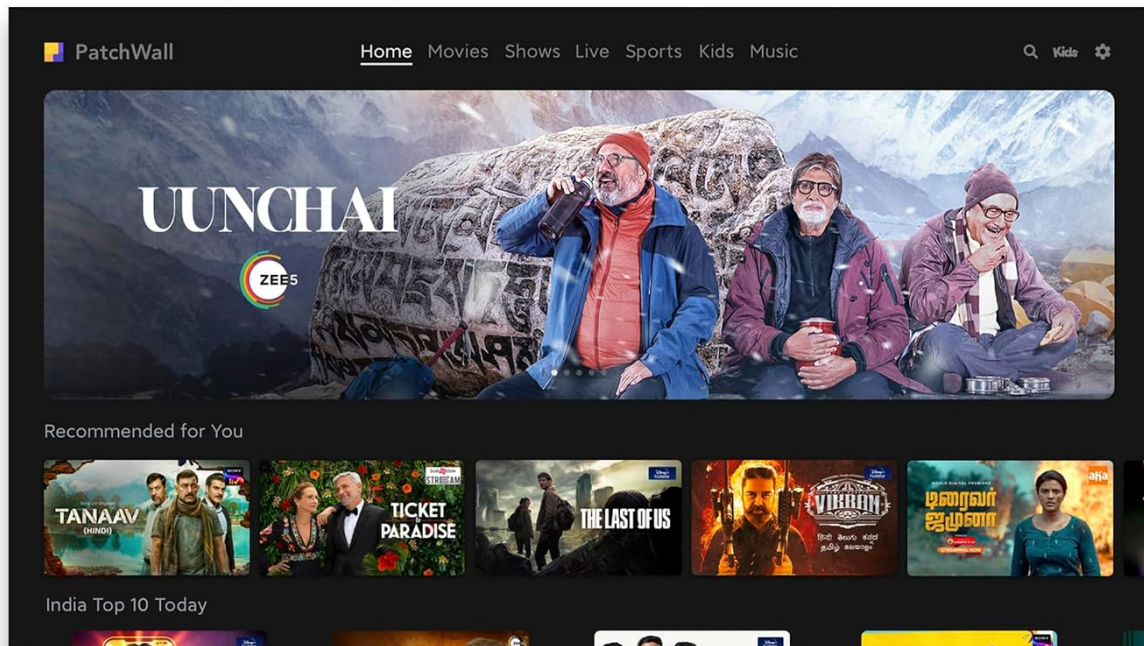
**Image Description:** An illustration highlighting the features of Google TV, including Content First UI, personalized recommendations, Google Assistant, built-in Chromecast, Watchlist, Ambient Mode, Kids Profile, and Personal Profiles.

- **Content First UI:** Prioritizes content discovery.
- **Recommendations:** Personalized suggestions based on your viewing habits.
- **Google Assistant:** Use voice commands for search, control, and information.
- **Chromecast built-in:** Cast content directly from your smartphone or tablet.
- **Supported Apps:** Access popular streaming services like Netflix, Prime Video, YouTube, Zee5, and more.
- **Kids Profile:** Create a safe viewing environment for children.

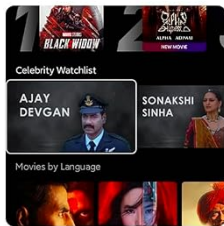
## 5.2 PatchWall and PatchWall+

Experience enhanced content discovery with PatchWall, an exclusive interface that integrates content from various apps and live TV channels.

# PatchWall with IMDb



## Top Features



Smart Recommendations



Universal Search



75+ Free Live Channels

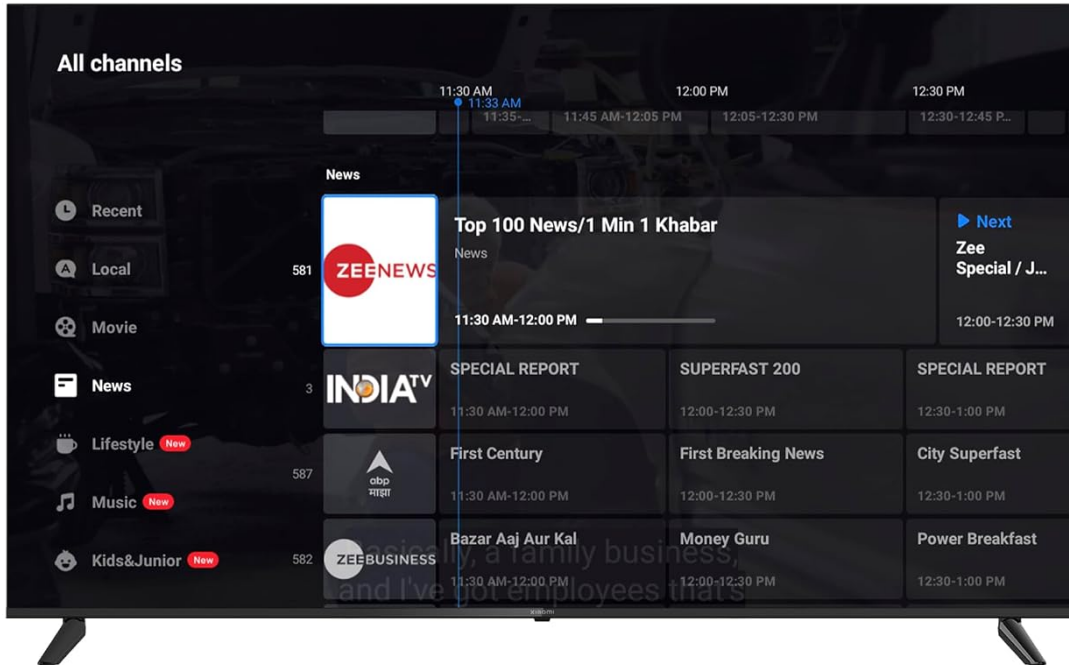


Kids Mode

**Image Description:** A screenshot of the PatchWall interface, showcasing integration with IMDb ratings and features such as smart recommendations, universal search, access to over 75 free live channels, and a dedicated Kids Mode.



Watch free live TV across 200+ channels. This is an ad supported platform.



**Image Description:** A view of the PatchWall+ interface, displaying a grid of live TV channels and their schedules. This platform offers over 200 live channels and is ad-supported.

- **PatchWall:** Features IMDb ratings for movies and shows, smart recommendations, universal search, and a Kids Mode.
- **PatchWall+:** Provides access to over 200+ free live TV channels (ad-supported platform).

### 5.3 Remote Control Functions

The sleek remote control offers quick access to essential features.

# Sleek Remote



## Quick Wake

Turn on the TV  
in less than 5s



## Quick Mute

Double tap volume  
down button to Mute



## Quick Settings

Long press the PatchWall button  
to enter quick settings menu



**Image Description:** An image of the MI TV's remote control, highlighting its key functions: Quick Wake (turn on TV in less than 5 seconds), Quick Mute (double tap volume down button), and Quick Settings (long press PatchWall button).

- **Quick Wake:** Turn on the TV in less than 5 seconds.
- **Quick Mute:** Double tap the volume down button to mute.
- **Quick Settings:** Long press the PatchWall button to enter the quick settings menu.
- **Dedicated Buttons:** One-click access to Amazon Prime Video, Netflix, Disney+ Hotstar, and YouTube.
- **Google Assistant Button:** Activate voice commands.
- **Remote Control Technology:** Bluetooth.

## 6. DISPLAY AND AUDIO FEATURES


### 6.1 Display Quality

Enjoy vibrant and clear visuals with the TV's advanced display technologies.



**Image Description:** The front view of the MI Smart TV A Series 32-inch 2023 Edition, showcasing its display with logos for Google TV, PatchWall+, Dolby Audio, and DTS-HD, indicating its key features.

- **Resolution:** HD Ready (1366 x 768 pixels)
- **Refresh Rate:** 60 Hertz
- **Viewing Angle:** 178 degrees
- **HDR 10:** Supports High Dynamic Range for improved contrast and color.
- **Vivid Picture Engine:** Enhances color, contrast, and depth for a more immersive viewing experience.
- **Display Type:** VA + IPS
- **Image Contrast Ratio:** 5000:1



**Image Description:** An image promoting the Vivid Picture Engine, showing a vibrant landscape scene on the TV screen, emphasizing enhanced picture quality.

## 6.2 Audio Performance

Immerse yourself in rich and clear sound with the TV's powerful audio system.



# Ports Layout

HDMI x 2

USB 2.0 x 2

Ethernet

AV Input

Headphone Jack

**Image Description:** An illustration depicting sound waves emanating from the TV, highlighting its 20W speakers with Dolby Audio and DTS Virtual:X support for an immersive audio experience.

- **Audio Output:** 20 Watts
- **Dolby Audio:** Delivers clear, immersive sound.
- **DTS-HD:** Provides high-quality multi-channel audio.
- **Speaker Surround Sound Channel Configuration:** Dolby Audio | DTS HD
- **Audio Output Mode:** Surround

## 7. PERFORMANCE AND DESIGN

### 7.1 System Performance

The TV is equipped with robust hardware for smooth operation.

- **RAM:** 1.5GB
- **ROM (Storage):** 8GB
- **Graphics Coprocessor:** Mali G31 MP2

- **Operating System:** Google TV

## 7.2 Premium Design

The TV features a sleek, modern aesthetic designed to complement any living space.



# Vivid Picture Engine

**Image Description:** A close-up shot emphasizing the TV's premium metal bezel-less design, showcasing its slim frame and modern appearance.

- **Design:** Premium Metal Bezel-less Design for an expansive viewing experience.

## 8. TROUBLESHOOTING

This section addresses common issues you might encounter with your MI Smart TV. For more complex problems, please refer to the warranty and support section.

Problem	Possible Cause	Solution
---------	----------------	----------

Problem	Possible Cause	Solution
No Power	Power cable not connected; Power outlet not working.	Ensure power cable is securely connected. Test the outlet with another device.
No Picture/Sound	Incorrect input source; Loose HDMI/AV cable connection.	Press the "Input" button on the remote to select the correct source. Check all cable connections.
Remote Not Responding	Dead batteries; Obstruction between remote and TV.	Replace batteries. Remove any obstructions. Ensure Bluetooth pairing if applicable.
Wi-Fi Connectivity Issues	Router issues; Incorrect Wi-Fi password.	Restart your Wi-Fi router. Re-enter Wi-Fi password. Ensure TV is within router range.
Slow Performance/Lag	Too many apps running; Low storage.	Close unused applications. Clear cache or uninstall unnecessary apps to free up storage. Restart the TV.

## 9. SPECIFICATIONS

Feature	Detail
Brand	Xiaomi
Model	L32M8-5AIN
Model Name	A series
Model Year	2023
Screen Size	32 Inches (80 cm)
Display Technology	LED
Resolution	HD Ready (1366 x 768 pixels)
Refresh Rate	60 Hz
Viewing Angle	178 Degrees
Image Contrast Ratio	5000:1
Operating System	Google TV
RAM Memory Installed Size	1.5 GB
Memory Storage Capacity	8 GB
Graphics Coprocessor	Mali G31 MP2
Audio Output Power	20 Watts
Audio Technology	Dolby Audio, DTS-HD
Connectivity	Dual Band Wi-Fi, Bluetooth 5.0, 2 HDMI, 2 USB, 3.5 mm jack, AV port, Ethernet
Power Source	AC

Feature	Detail
Wattage	50 Watts (On-mode power consumption)
Product Dimensions (LxWxH)	19.04 x 71.57 x 47.1 cm
Item Weight	3.9 kg

## 10. MAINTENANCE AND CARE

- **Cleaning the Screen:** Use a soft, lint-free cloth specifically designed for electronics. Do not use harsh chemicals or abrasive materials.
- **Cleaning the Body:** Wipe the TV's body with a soft, damp cloth. Avoid getting moisture into openings.
- **Ventilation:** Ensure adequate ventilation around the TV to prevent overheating. Do not block the ventilation openings.
- **Power Off:** Always turn off the TV and unplug it from the power outlet before cleaning or if it will be unused for an extended period.

## 11. WARRANTY AND SUPPORT

Your MI A Series HD Ready Smart Google LED TV comes with a comprehensive warranty and dedicated support services.

- **Warranty Information:** 1 year comprehensive warranty on the product and 1 year additional on the Panel, provided by the brand from the date of purchase.
- **Availing Warranty:** Brand Warranty can be availed using your Amazon invoice.
- **User Manual Access:** The user manual can also be accessed from the brand's official website.

### 11.1 Customer Service

Xiaomi is committed to providing excellent after-sales support:

## Xiaomi Remote

### Quick Mute

Double tap volume down button to mute

### Quick Wake

Turn on the TV in less than 5 seconds

### Quick Settings

Long press the PatchWall button to enter quick settings menu



**MADE IN INDIA**


**India's No.1  
SMART TV BRAND**

#1 Smart TV Company in India for 20 consecutive quarters  
Source: IDC Worldwide Quarterly Smart Home Device Tracker (Q3) release

**Image Description:** An image detailing Xiaomi's service commitment, including 99% of new TV installations completed within 3 hours, call-backs within 60 minutes for service requests, and expert arrival within 24 hours for 99% of service requests.

- **Fast Installation:** 99% of new TV installations are completed within 3 hours of your appointment.
- **Quick Assistance:** Enjoy a call back from their team within 60 minutes for any service request.
- **Swift Solutions:** Experts arrive at your home within 24 hours of your service request, 99% of the time.

## 11.2 Quality Assurance



**Image Description:** An image highlighting Xiaomi's commitment to quality, stating that 100% of Xiaomi TVs are Made in India, and showing icons for 750+ service centers, mechanical strength tests, product performance tests, customer safety tests, and reliability tests in different storage environments.

- **Manufacturing:** 100% of Xiaomi TVs are Made in India.
- **Service Network:** Over 750+ Service Centers available.
- **Rigorous Testing:** Undergoes Mechanical Strength tests, Product Performance tests, Customer Safety tests, and Reliability tests in various storage environments.