

Manuals+

[Q & A](#) | [Deep Search](#) | [Upload](#)

[manuals.plus](#) /

› [Diggs](#) /

› [DIGGS Evolv Dog Crate Instruction Manual - Small \(25.9"L x 19.4"W x 20"H\) Ash](#)

Diggs Evolv

DIGGS Evolv Dog Crate Instruction Manual

MODEL: EVOLV (SMALL, ASH)

Introduction

This manual provides detailed instructions for the assembly, operation, and maintenance of your DIGGS Evolv Dog Crate. The Evolv crate is designed to offer a secure and comfortable space for your dog, featuring a modular design and safety-conscious construction. Please read these instructions carefully before use to ensure proper setup and functionality.



Image: The DIGGS Evolv Dog Crate in Ash, with a small dog comfortably resting inside. The crate features open doors and a modern design.

Setup and Assembly

The DIGGS Evolv Dog Crate is designed for straightforward assembly without the need for tools. Follow these steps to set up your crate:

1. **Unpack Components:** Carefully remove all parts from the packaging. Verify that all components are present: crate panels, corner connectors, dual lock doors (2 included), removable tray, and puppy

divider.

2. **Connect Panels:** Attach the side and back panels using the corner connectors. Ensure each connection is secure.
3. **Install Doors:** Position the dual lock doors in your desired configuration. The modular design allows doors to be repositioned to fit various spaces. Ensure the dual lock mechanisms engage properly.
4. **Insert Removable Tray:** Slide the removable tray into the base of the crate.
5. **Install Puppy Divider (Optional):** If crate training a puppy, insert the puppy divider to adjust the internal space as needed.



Image: A composite image illustrating key features: close-ups of the dual lock doors, the simple assembly process with corner connectors, the removable tray, and the included puppy divider.

Operating Instructions

The DIGGS Evolv Dog Crate offers flexible usage options:

- **Door Operation:** The crate features dual lock doors for secure closure. To open, disengage both latches. The doors can be configured to open in either direction.
- **Modular Design:** The crate's modular panels allow for repositioning of doors to best suit your living space or your dog's needs. Additional doors can be purchased separately for further customization.
- **Puppy Divider:** Utilize the included puppy divider to create a smaller, appropriate space for puppies

during crate training. Adjust the divider as your dog grows to ensure a comfortable fit.

- **Removable Ceiling Panel:** The crate includes a removable ceiling panel, offering easy access to your pet or for cleaning purposes.

| DIGGS | Extra Large | Large | Intermediate | Medium | Small |
|--------------------------|--|--|--|--|--|
| Exterior Dimensions | 50.3" L x 32.4" W x 32.7" H | 44.1" L x 30.5" W x 31.9" H | 38.1" L x 24.9" W x 25.6" H | 31.7" L x 21.4" W x 22.2" H | 25.9" L x 19.4" W x 20" H |
| Interior Dimensions | 47.7" L x 29.8" W x 30.9" H | 41.5" L x 27.9" W x 30.1" H | 35.5" L x 22.3" W x 23.8" H | 29.1" L x 18.8" W x 20.4" H | 23.3" L x 16.8" W x 18.2" H |
| Weight (Crate) | 53 lbs. | 48 lbs. | 36 lbs. | 29 lbs. | 24 lbs. |
| Breed Max Specifications | Up to 29" tall Weight: 90-110 lbs. | Up to 28" tall Weight: 70-90 lbs. | Up to 22" tall Weight: 50-70 lbs. | Up to 18" tall Weight: 30-50 lbs. | Up to 16" tall Weight: Up to 30 lbs. |
| Example Breeds | German Shepard, Rottweiler, Doberman, Bernese, Greyhound | Malamute, Golden Retriever, Boxer, Standard Doodle, Labrador | Labradoodle, Dalmation, Siberian Husky, Bull Terrier, Whippet, Samoyed | Klee Kai, Schnauzer, Beagles, Mini Aussies, Whoodle, Shiba Inu | Jack Russel Terrier, Cavapoo, Boston Terrier, Pomsy, Pug |

Image: A diagram illustrating the modular construction of the Evolv Crate, highlighting how doors can be repositioned to adapt to different spaces and needs.

Maintenance

To maintain the cleanliness and longevity of your DIGGS Evolv Dog Crate:

- **Regular Cleaning:** The removable tray can be easily taken out for cleaning. Wipe down all surfaces with a damp cloth and mild, pet-safe cleaner.
- **Mesh Care:** The diamond-shaped mesh is made from a durable, nylon-coated steel frame. Inspect regularly for any signs of wear or damage.
- **Avoid Harsh Chemicals:** Do not use abrasive cleaners or harsh chemicals, as these may damage the crate's finish or materials.

Troubleshooting

If you encounter any issues with your DIGGS Evolv Dog Crate, consider the following:

- **Door Latch Issues:** Ensure both parts of the dual lock mechanism are properly aligned and engaged. If a latch feels stiff, check for any obstructions.
- **Stability Concerns:** Verify that all corner connectors are fully secured and that the crate is placed on a flat, stable surface.
- **Pinching or Entrapment:** The crate features signature diamond-shaped mesh and rounded corners to prevent pinching and jaw/paw entrapment. If you observe any such issues, discontinue use and contact customer support.


Specifications

Detailed specifications for the DIGGS Evolv Dog Crate (Small, Ash):


| Feature | Detail |
|------------|--------|
| Model Name | Evolv |

| Feature | Detail |
|---------------------------------|---|
| Color | Ash |
| Size | Small |
| External Dimensions (L x W x H) | 25.9" x 19.4" x 20" |
| Internal Dimensions (L x W x H) | 23.3" x 16.8" x 18.2" |
| Item Weight | 24 Pounds |
| Material | Nylon-coated Steel Mesh |
| Breed Recommendation | Small Breeds (e.g., Jack Russells, Mini Poodles, Pugs, Boston Terriers) |
| Maximum Dog Height | Up to 16.2" tall |
| Included Components | Crate, 2 Doors, Puppy Divider, Removable Tray |


Make Crate Time Even Better




Groov Training Aid



Crate Bowl



Treat Spread



Bolstr Crate Bed

*Accessories sold separately

Image: A visual guide on how to measure your dog's body height and length to determine the optimal crate size, with tips for puppies and general sizing advice.







Warranty Information

The DIGGS Evolv Dog Crate comes with a **1-Year Limited Warranty**. This warranty covers manufacturing defects under normal use. For specific terms and conditions, or to make a warranty claim, please contact Diggs customer support.

Support and Contact

For further assistance, questions, or to report any issues with your DIGGS Evolv Dog Crate, please visit the official Diggs website or contact their customer support team. Contact information can typically be found on the product packaging or the manufacturer's website.

Related Documents - Evolv

| | |
|---|---|
|  | <p>DIGGS Evolv Modern Dog Crate Quick Start Guide</p> <p>Concise guide for assembling the DIGGS Evolv Modern Dog Crate, including component identification, step-by-step instructions, and safety warnings.</p> |
|  | <p>EVOLV Pro and City Scooters Dashboard Settings Guide</p> <p>A comprehensive guide to understanding and configuring the dashboard settings for EVOLV Pro and City electric scooters, covering display functions, control settings, and troubleshooting.</p> |
|  | <p>EVOLV Pro V2 & Pro-R V2 User Manual - Electric Scooter Guide</p> <p>Comprehensive user manual for the EVOLV Pro V2 and Pro-R V2 electric scooters. Learn about features, dashboard controls, safety, charging, maintenance, specifications, and warranty.</p> |
|  | <p>EVOLV Stride User Manual: Setup, Operation, Safety, and Specifications</p> <p>Comprehensive user manual for the EVOLV Stride electric scooter, covering key features, setup, operation, safety guidelines, product specifications, and limited warranty information.</p> |
|  | <p>EVOLV Corsa User Manual: Features, Safety, and Specifications</p> <p>Comprehensive user manual for the EVOLV Corsa electric scooter, covering setup, operation, safety guidelines, product specifications, and limited warranty information.</p> |
|  | <p>Evolv FD150 Payment Terminal Quick Reference Guide</p> <p>A concise guide for setting up and operating the Evolv FD150 payment terminal, covering initial connectivity, optional device integration, paper loading, power supply, Wi-Fi setup, and basic transaction operations like sales, refunds, and settlement.</p> |