

## Manuals+

[Q & A](#) | [Deep Search](#) | [Upload](#)

manuals.plus /

› [Inkbird](#) /

› [INKBIRD Wireless Meat Thermometer INT-11P-B User Manual](#)

## Inkbird INT-11P-B

# INKBIRD Wireless Meat Thermometer INT-11P-B

## USER MANUAL

### INTRODUCTION

---

The INKBIRD INT-11P-B is a state-of-the-art wireless meat thermometer designed to provide accurate temperature readings for various cooking methods, including grilling, smoking, and rotisserie. Its wireless design eliminates the need for cumbersome cables, offering greater convenience and safety during cooking. This manual provides detailed instructions for setting up, operating, maintaining, and troubleshooting your device to ensure optimal performance and delicious results.



The INKBIRD INT-11P-B wireless meat thermometer system, including the probe, charging case, and the companion smartphone application.

## PRODUCT FEATURES

---

- **Completely Wireless Design:** Eliminates wires for a cleaner and safer cooking experience.
- **Bluetooth 5.1 Connectivity:** Offers an extended connection range of up to 300ft (91m) for monitoring from a distance.
- **Dual Sensors:** Features two sensors in one probe for simultaneous measurement of internal food temperature (14°F~212°F / -10°C~100°C) and ambient temperature (32°F~572°F / 0°C~300°C).
- **IP67 Waterproof Rating:** The probe is fully waterproof and dishwasher safe for easy cleaning.
- **Fast Charging & Long Battery Life:** A 5-minute charge provides 5 hours of cooking time, with a full charge achieved in 25 minutes for 25 hours of continuous use.
- **Magnetic Charging Case:** Conveniently stores and charges the probe, and can be attached to metal surfaces.
- **Smart App Control:** The INKBIRD app offers 26 preset meat menus, custom taste preferences, temperature pre-

alarms, countdown/count-up timers, and temperature history graphs.

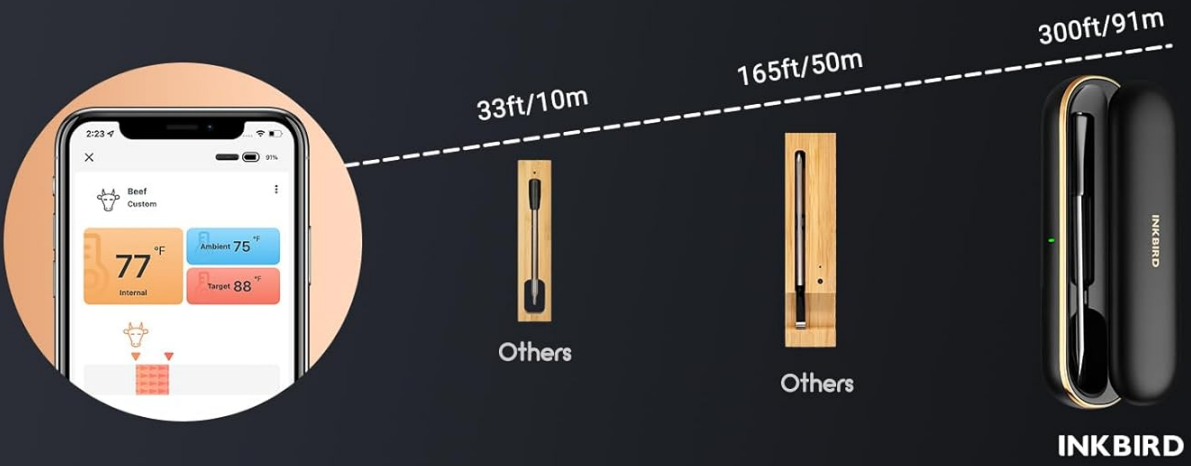
- **Offline Data Storage:** Stores up to 30 minutes of offline data, which automatically syncs with the app upon re-connection.

## Get Rid of Wires for Cleaner, Safer Cooking



The wireless design eliminates the clutter and hazards of traditional wired thermometers.

# 300ft/91m Longer Connection Distance with Bluetooth 5.1



Extended Bluetooth 5.1 range allows for monitoring from a significant distance.

# 2 sensors in 1 Probe

Ambient Temperature Sensor:  
0°C~300°C/32°F~572°F



Food Temperature Sensor:  
-10°C~100°C/14°F~212°F

**Safe Cooking Line** (Keep inserted beyond the safety line and not exposed in high temperature)

Integrated dual sensors provide both internal food and ambient cooking temperatures.

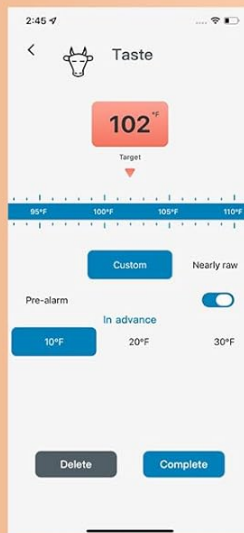
# Experience Smarter Cooking



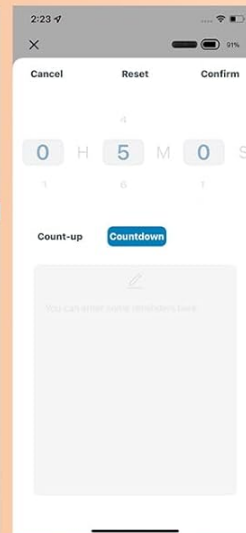
26 Preset USDA Meat Menus



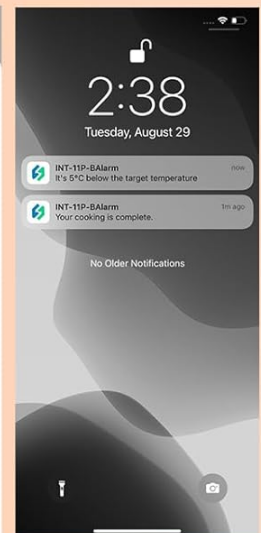
Custom Taste Preference



Target Temperature Pre-alarm



Count-up/down Cooking Timer



Multiple Temperature Alarms

The intuitive app enhances the cooking experience with smart features and alerts.

## PACKAGE CONTENTS

- 1 x INKBIRD Wireless Meat Thermometer Probe (INT-11P-B)
- 1 x Charging Case
- 1 x USB Charging Cable
- 1 x User Manual

## SETUP

### 1. Initial Charging

Before first use, fully charge the thermometer probe and charging case. Place the probe into the charging case. Connect the charging case to a USB power source using the provided USB cable. A full charge takes approximately 25 minutes, providing up to 25 hours of continuous use. A quick 5-minute charge can provide 5 hours of cooking time.



The thermometer charges quickly, allowing for extended use after a short charging period.

## **2. App Download and Pairing**

1. Download the 'INKBIRD' app from your smartphone's app store (iOS or Android).
2. Ensure Bluetooth is enabled on your smartphone.
3. Open the INKBIRD app. The app will automatically search for and connect to your INT-11P-B thermometer. Follow any on-screen prompts to complete the pairing process.

## **3. Probe Insertion**

Insert the probe into the thickest part of the meat, avoiding bones. Ensure the probe is inserted beyond the safety line (indicated on the probe) to protect the internal electronics from high heat and ensure accurate readings. The ambient temperature sensor should be exposed to the cooking environment, not inserted into the food.

---



Proper probe insertion is crucial for accurate temperature monitoring.

## OPERATING INSTRUCTIONS

---

### Monitoring Temperature

Once the probe is inserted and connected to the app, you can monitor both the internal food temperature and the ambient cooking temperature in real-time. The app displays a progress ring indicating cooking progress towards your target temperature.

### Using the App Features

- **Preset Menus:** Select from 26 USDA-recommended preset temperatures for various types of meat.
- **Custom Settings:** Create and save your own custom target temperatures and doneness levels.
- **Pre-Alarms:** Set an alarm to notify you before the target temperature is reached, allowing time for preparation.
- **Timers:** Utilize the countdown or count-up timer functions for precise cooking management.
- **History Graph:** View a graph of temperature changes over time, providing insights into your cooking process.



The app provides comprehensive monitoring and alert features for precise cooking.

### Overnight Cooking Support

The INT-11P-B is designed to support long cooking sessions, including overnight smokes, thanks to its efficient battery life and stable Bluetooth connection.

## Support Over-night Cooking



## Built-in Battery



The thermometer is suitable for extended cooking periods, such as overnight smoking.

### Video Demonstration

Watch this official video for a demonstration on how to cook with the INKBIRD INT-11P-B:

Video: [Cook with INKBIRD INT-11P-B](#). This video demonstrates the practical application of the thermometer during cooking.

## MAINTENANCE

---

### Cleaning

The INT-11P-B probe is IP67 waterproof and can be safely washed under running water or placed in a dishwasher. Ensure the probe is clean and dry before storing.

# Ideal Gift for BBQ Lovers



The probe's waterproof design allows for easy cleaning by hand or in a dishwasher.

## Storage

Store the probe in its magnetic charging case when not in use. The magnetic feature allows for convenient storage on metal surfaces like a refrigerator or grill side table.

## TROUBLESHOOTING

---

### Connectivity Issues

- **Range Limitations:** While the INT-11P-B offers an extended Bluetooth range, environmental factors such as thick walls, metal structures, or other electronic devices can interfere with the signal. Try moving closer to the probe or repositioning the charging case for better signal strength.
- **App Connection:** Ensure your smartphone's Bluetooth is on and the INKBIRD app has the necessary permissions. Restarting the app or your phone can sometimes resolve connection problems.
- **Probe/Case Connection:** Ensure the probe is properly seated in the charging case. If the probe loses connection to

the case, try re-inserting it or ensuring both are charged.

## Inaccurate Readings

- **Improper Insertion:** Verify the probe is inserted into the thickest part of the meat and past the safety line, avoiding bones.
- **Temperature Limits:** Ensure the food and ambient temperatures are within the specified operating ranges of the probe.

## Battery Not Charging

- **Check Cable and Adapter:** Ensure the USB charging cable and power adapter are functioning correctly.
- **Proper Seating:** Make sure the probe is correctly seated in the charging case.

## SPECIFICATIONS

<b>Model Number</b>	INT-11P-B
<b>Food Temperature Range</b>	14°F~212°F (-10°C~100°C)
<b>Ambient Temperature Range</b>	32°F~572°F (0°C~300°C)
<b>Connectivity</b>	Bluetooth 5.1
<b>Wireless Range</b>	Up to 300ft (91m)
<b>Waterproof Rating</b>	IP67
<b>Battery Type</b>	1 Lithium Polymer battery (included)
<b>Full Charge Time</b>	Approx. 25 minutes
<b>Continuous Use Time</b>	Approx. 25 hours
<b>Materials</b>	Food-grade stainless steel, Zirconia ceramic handle

## WARRANTY AND SUPPORT

Inkbird products are designed for reliability and performance. For any questions, technical assistance, or warranty inquiries, please contact Inkbird customer support. Refer to the contact information provided on the Inkbird official website or within the product packaging for the most up-to-date support channels.

You can visit the official Inkbird store for more information and support: [Inkbird Official Store](#)