

ALLPOWERS R2500

ALLPOWERS R2500 Portable Power Station and SP033 Solar Panel User Manual

Model: R2500 | Brand: ALLPOWERS

INTRODUCTION

This manual provides essential instructions for the safe and efficient operation of your ALLPOWERS R2500 Portable Power Station and SP033 Solar Panel. Please read this manual thoroughly before use and retain it for future reference. Understanding the features and proper usage will ensure optimal performance and longevity of your product.

SAFETY INSTRUCTIONS

Adhering to these safety guidelines is crucial for preventing injury and damage to the product:

- Do not disassemble, repair, or modify the unit. Unauthorized modifications can lead to malfunction and void the warranty.
- Keep the unit away from fire, open flames, or high temperatures (above 60°C/140°F).
- Avoid exposure to water, rain, or high humidity. The power station is not waterproof.
- Use only specified chargers and accessories provided or approved by ALLPOWERS.
- Ensure adequate ventilation around the power station during use and charging to prevent overheating.
- Keep the product out of reach of children and pets.
- Do not insert foreign objects into any ports or openings.
- In case of smoke, unusual odors, or abnormal operation, immediately turn off the unit and disconnect all power sources.

PACKAGE CONTENTS

Please verify that all the following items are included in your package:

- ALLPOWERS R2500 Portable Power Station
- ALLPOWERS SP033 200W Foldable Solar Panel
- AC Charging Cable
- Car Charging Cable

- Solar Charging Cable (MC4 to XT60/DC)
- User Manual

PRODUCT OVERVIEW

The ALLPOWERS R2500 is a high-capacity portable power station designed to provide reliable power for various indoor and outdoor applications. It features multiple output ports and a durable LiFePO4 battery for extended lifespan. The SP033 solar panel is designed for efficient solar charging, offering a sustainable power source.

R2500 Power Station Components



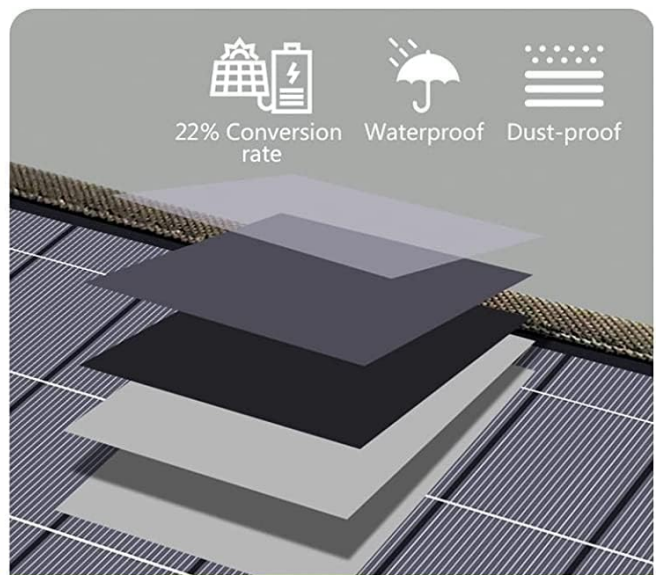
Image: The ALLPOWERS R2500 Portable Power Station shown with the SP033 Foldable Solar Panel. The power station features various input and output ports on its front panel.

- **Front Panel:** Includes a digital display screen, 4 AC outlets, 2 PD 100W USB-C ports, 4 USB-A ports, 2 DC5525 ports, 1 Car socket, and 1 30A RV outlet.
- **Side Panels:** Equipped with ventilation grilles to ensure proper heat dissipation.
- **Top Panel:** Features a flat surface, potentially for wireless charging (check specific model features).

SP033 Solar Panel Components



Adjustable Kitstand



High Efficiency



Storage Zipper Bag



Anti-drop Buckle

Image: A close-up view of the ALLPOWERS SP033 200W Foldable Solar Panel, highlighting its adjustable kickstand, high-efficiency layers, storage zipper bag, and anti-drop buckle for secure transport.

- **Foldable Design:** Consists of multiple solar panels that fold for portability.
- **Integrated Kickstands:** Allows for easy angle adjustment towards the sun.
- **Output Cable:** Equipped with various connectors (e.g., MC4, XT60, DC) for compatibility with different power stations.

SETUP

Setting up the R2500 Power Station

1. Unpack the R2500 power station and place it on a stable, flat surface.
2. Ensure there is adequate space around the unit for proper ventilation.
3. Before initial use, it is recommended to fully charge the power station using the provided AC charging cable.

Setting up the SP033 Solar Panel

1. Unfold the SP033 solar panel completely.

2. Use the integrated kickstands to position the panel directly towards the sun. Adjust the angle for maximum sunlight exposure to optimize charging efficiency.
3. Connect the solar panel's output cable to the R2500 power station's solar input port using the appropriate connector (e.g., MC4 to XT60/DC cable).



APP SMART REMOTE CONTROL

Monitor, control and optimize your power usage with the ALLPOWERS app.

Image: The ALLPOWERS R2500 Portable Power Station connected to multiple solar panels, demonstrating a typical solar charging setup in an outdoor environment.

OPERATING INSTRUCTIONS

Charging the R2500 Power Station

The R2500 can be charged using an AC wall outlet, solar panels, or a car charger.

AC Charging

1. Connect the AC charging cable to the AC input port on the R2500.
2. Plug the other end into a standard wall outlet.
3. The digital display will indicate the charging status and estimated time to full charge.



ENJOY YOUR POWER LIFE







		
Electric Fry Pan (1500W)	Portable Fridge (60W)	Hair Dryer (800W)
1.1 Hours	28 Hours	2 Hours
		
Electric Grill (1200W)	Projector (100W)	Phone Sie
1.4 Hours	17 Hours	160 Times

Image: The ALLPOWERS R2500 Portable Power Station connected to a wall outlet for AC charging, positioned on a desk next to a laptop.

Solar Charging

1. Position the SP033 solar panel in direct sunlight, adjusting its angle for optimal exposure.
2. Connect the solar panel to the R2500's solar input port using the provided solar charging cable.

3. The display will show the solar input wattage and charging progress.



APP SMART REMOTE CONTROL

Monitor, control and optimize your power usage with the ALLPOWERS app.

Image: The ALLPOWERS R2500 Portable Power Station connected to multiple solar panels, demonstrating a typical solar charging setup in an outdoor environment.

Car Charging

1. Connect the car charging cable to the R2500's car input port.
2. Plug the other end into your vehicle's 12V cigarette lighter socket.
3. Monitor the display for charging information.



Image: The ALLPOWERS R2500 Portable Power Station placed on a car seat, connected for car charging, illustrating its use for on-the-go power.

Discharging the R2500 Power Station

The R2500 provides various output options to power your devices:

- **AC Outlets:** Press the AC power button to activate the AC output. Plug in your AC appliances (e.g., TV, coffee maker, air conditioner).
- **USB Ports (USB-A, USB-C):** Press the USB power button. Connect your USB-powered devices (e.g., smartphones, tablets, laptops).
- **DC Ports (DC5525, Car Socket, RV Port):** Press the DC power button. Connect your DC devices or RV appliances.

14 OUTPUTS, INFINITE POSSIBILITIES

Power Everything, Everywhere!"



4*AC
2500W



4*USB-A
36/12W Max



2*USB-C
200W Max



2*5525
2*5525



1*Car
120W Max



1*RV
30A Max



Prevent
electric shock



Isolate dust



IP44
Waterproof



Block insects



Image: The ALLPOWERS R2500 Portable Power Station displaying its 14 output options, including AC, USB-A, USB-C, Car, and RV ports, with a family using it in a kitchen setting.

Uninterruptible Power Supply (UPS) Function

The R2500 features an Uninterruptible Power Supply (UPS) function with a rapid switchover time of less than 15ms, ensuring continuous power for critical devices during outages.

1. Connect the R2500 to an AC wall outlet using the AC charging cable.
2. Plug your critical devices (e.g., CPAP machine, fish tank, refrigerator, computer) into the R2500's AC outlets.
3. In the event of a sudden power failure, the R2500 will automatically switch to battery power, providing uninterrupted operation for connected devices.



Image: The ALLPOWERS R2500 Portable Power Station connected to a desktop computer, illustrating its UPS battery backup function for continuous power supply.

Smart Control with ALLPOWERS App

The ALLPOWERS R2500 can be conveniently controlled and monitored via the ALLPOWERS mobile application, available for both Wi-Fi and Bluetooth connectivity.

1. Download the ALLPOWERS app from your device's app store (iOS App Store or Google Play Store).
2. Pair your R2500 with the app using either Wi-Fi or Bluetooth connectivity.
3. Use the app to monitor power usage, adjust function settings, remotely control the unit, and perform system updates.



Image: A smartphone displaying the ALLPOWERS app interface, demonstrating smart remote control capabilities for the R2500 Portable Power Station.

MAINTENANCE

Proper maintenance ensures the longevity and optimal performance of your ALLPOWERS R2500 and SP033 Solar Panel:

- **Storage:** Store the R2500 in a cool, dry place away from direct sunlight, extreme temperatures, and corrosive substances.
- **Recharging:** If not in regular use, recharge the power station every 3-6 months to maintain battery health and prevent deep discharge.
- **Cleaning:** Clean the exterior of the power station and solar panel with a dry, soft cloth. Avoid using harsh

chemicals, abrasives, or solvents.

- **Solar Panel Care:** Keep the surface of the solar panel clean from dust, dirt, and debris to ensure maximum light absorption and charging efficiency.

TROUBLESHOOTING

Here are solutions to common issues you might encounter:

Power Station Not Turning On

- Ensure the battery is sufficiently charged. Connect the power station to an AC outlet for charging.
- Press and hold the main power button for a few seconds to ensure it is properly activated.

No Output from Ports

- Verify that the specific output section (AC, USB, or DC) is activated by pressing its respective power button.
- Check if the connected device requires more power than the port or the power station can supply. Refer to the specifications.
- Ensure all cables are securely connected to both the power station and the device.

Solar Panel Not Charging

- Ensure the solar panel is positioned in direct sunlight and is not shaded by any objects.
- Check all cable connections between the solar panel and the power station for proper seating.
- Verify that the solar input cable is correctly connected to the R2500's solar input port.
- Clean the surface of the solar panel to remove any dirt or debris that may obstruct sunlight.

SPECIFICATIONS

Detailed technical specifications for the ALLPOWERS R2500 Portable Power Station and SP033 Solar Panel:

Feature	Specification
Model	R2500
Battery Type	LiFePO4
Capacity	2016Wh
Rated AC Output	2500W (Pure Sine Wave)
Peak AC Output	4000W
AC Input (Max)	1500W
Solar Input (Max)	1000W
USB-C Output	2x PD 100W Max
USB-A Output	4x Ports (36W/12W Max)
DC Output	2x DC5525, 1x Car Socket (120W Max)
RV Port	30A

UPS Function	<15ms Switchover
Dimensions	17.95 x 14.17 x 13.62 inches
SP033 Solar Panel Peak Power	200W
SP033 Solar Panel Efficiency	Up to 22%
SP033 Solar Panel Water Resistance	IP67







Note: Specifications are subject to change without prior notice.

WARRANTY AND SUPPORT

ALLPOWERS provides a limited warranty for this product. For detailed warranty information, product support, or service inquiries, please visit the official ALLPOWERS website or contact their customer service.

For further assistance, you may visit the official ALLPOWERS Store on Amazon:[ALLPOWERS Store](#)

Related Documents - R2500

	ALLPOWERS R2500 Portable Power Station User Manual Comprehensive user manual for the ALLPOWERS R2500 Portable Power Station, detailing safety instructions, specifications, usage guide, app connectivity, troubleshooting, and FAQs. Learn about charging, power management, and product features.
	ALLPOWERS R2500 Portable Power Station User Manual and Guide Comprehensive guide for the ALLPOWERS R2500 Portable Power Station, covering safety instructions, specifications, user guide, app operation, FAQs, and troubleshooting.
	ALLPOWERS SP033 V5.0 Portable Solar Panel User Manual 200W Foldable Charger Comprehensive user manual for the ALLPOWERS SP033 V5.0 200W portable and foldable solar panel. Learn about setup, safety guidelines, technical specifications, connection methods, and troubleshooting for efficient solar power generation.
	ALLPOWERS R2500 Portable Power Station User Manual & Specifications Discover the ALLPOWERS R2500 Portable Power Station: a comprehensive user manual covering safety, specifications, charging, UPS, smart battery, APP control, troubleshooting, and FAQs for this 2016Wh LiFePO4 solar generator.
	ALLPOWERS R600 Portable Power Station User Manual and Guide Explore the ALLPOWERS R600 Portable Power Station with this comprehensive user manual. Learn about its LiFePO4 battery, 600W output, charging options, safety guidelines, and troubleshooting tips for efficient operation.
	ALLPOWERS S2000 Pro Solar Generator Kit User Manual Comprehensive user manual for the ALLPOWERS S2000 Pro Solar Generator Kit, detailing setup, operation, safety, and specifications for efficient solar power generation and storage.



[ALLPOWERS R1500 Portable Power Station User Manual: Specs, Operation, Safety & FAQ](#)

Comprehensive guide for the ALLPOWERS R1500 Portable Power Station. Covers safety instructions, detailed specifications, user operations for AC/solar charging, UPS function, app control, troubleshooting, and FAQs.

lang:en **score:45** filesize: 2.87 M page_count: 1 document date: 2023-10-12



[ALLPOWERS B3000 Expansion Battery User Manual](#)

User manual for the ALLPOWERS B3000 expansion battery, detailing specifications, safety, operation, parallel connection, app control, and troubleshooting for ALLPOWERS R2500, R3500, R4000 power stations.

lang:en **score:45** filesize: 3.15 M page_count: 1 document date: 2023-10-24



[ALLPOWERS R1500 Portable Power Station User Manual](#)

Comprehensive user guide for the ALLPOWERS R1500 portable power station, covering safety, specifications, usage, FAQs, troubleshooting, and package contents. Includes multilingual support.

lang:en **score:42** filesize: 2.87 M page_count: 1 document date: 2023-10-12



[ALLPOWERS R2500 Portable Power Station User Manual and Specifications](#)

Explore the ALLPOWERS R2500 Portable Power Station user manual. This guide provides detailed specifications, safety instructions, operation procedures for AC and solar charging, smart extra battery connection, UPS functionality, and APP control. Learn about the LiFePO4 battery, troubleshooting common issues, and package contents for the R2500 model.

lang:en **score:37** filesize: 7.08 M page_count: 1 document date: 2023-08-03



[ALLPOWERS R2500: Manuale Utente Stazione di Alimentazione Portatile](#)

Guida completa per la stazione di alimentazione portatile ALLPOWERS R2500. Include istruzioni di sicurezza, specifiche tecniche, guida all'uso dell'app, FAQ e risoluzione dei problemi.

lang:it **score:36** filesize: 8.19 M page_count: 1 document date: 2024-01-17



[ALLPOWERS R2500 Portable Power Station User Manual](#)

Comprehensive user manual for the ALLPOWERS R2500 Portable Power Station, detailing safety instructions, specifications, usage guide, app connectivity, troubleshooting, and FAQs. Learn about charging, power management, and product features.

lang:fr **score:36** filesize: 8.13 M page_count: 1 document date: 2024-01-16



[ALLPOWERS R2500 Portable Power Station User Manual and Guide](#)

Comprehensive guide for the ALLPOWERS R2500 Portable Power Station, covering safety instructions, specifications, user guide, app operation, FAQs, and troubleshooting.

lang:es **score:35** filesize: 8.42 M page_count: 1 document date: 2024-01-16

[\[pdf\]](#) Frequently Asked Questions

YPJSS0051 AP R2500 V3 Administrator ALLPOWERS R2500 2016Wh 2500W

ALLPOWERS YPJSS0051 Ocdn shopify s files 1 0677 3843 5899 v 1714032695 |||

R2500 R2500 V3.0 3.1 3.2 3.3AC 3.4 PV 3.5 3.6 UPS 3.7 FAQ 2 3 3 5 5 5 6 7 8 8 9
14 15 16 16 16 AC 2. 27KG 450*360*346mm 3 2016Wh 48V 42Ah Wi-Fi Bluetooth
UPS AC: 100-120 V-15A Max PV: 12-150 V 13A, 1000W : 12V/24V AC: 100V2500W
40...

lang:i-klngon **score:35** filesize: 1.23 M page_count: 1 document date: 2024-04-25

[\[pdf\]](#) Frequently Asked Questions

YPJSS0051 AP R2500 V3 Administrator Manuale ItalianoManuali utenteR2500 Italianocdn shopify
s files 1 0742 0887 0690 Italiano v 1722505673 |||

180mm 140mm **R2500** V3.0 Portable Power Station Model:**R2500** CONTENTS 1.
Istruzioni di sicurezza 2. Specifiche 3. Guida per l'utente 3.1 Introduzione all'aspetto
del prodotto 3.2 INTRODUZIONE DELLE LCONS DISPLAY TOUP 3.3 ac di ricarica
3.4 Carica solare 3.5 Batteria extra intelligente 3.6 Funzion...

lang:it **score:33** filesize: 8.19 M page_count: 1 document date: 2024-01-17

[ALLPOWERS R2500 Portable Power Station User Manual & Specifications](#)

Discover the ALLPOWERS R2500 Portable Power Station: a comprehensive user manual covering safety, specifications, charging, UPS, smart battery, APP control, troubleshooting, and FAQs for this 2016Wh LiFePO4 solar generator.

lang:it **score:32** filesize: 7.1 M page_count: 1 document date: 2023-08-18

[\[pdf\]](#) Instructions Frequently Asked Questions Guide

YPJSS0051 AP R2500 V3 Administrator Télécharger le manuelBatterie d'extension ALLPOWERS
B1000France User Mannual Ocdn shopify s files 1 0675 8970 1882 France v 1713587944 |||

180mm 140mm **R2500** V3.0 Portable Power Station Model:**R2500** CONTENTS 1.
Instructions de scurit 2. Spcifications 3. Guide de l'utilisateur 3.1 Introduction de l'
apparence du produit 3.2 Introduction de LCONS Affichage Touch 3.3 AC Charging
3.4 Charge solaire 3.5 Batterie supplémentaire intelligent...

lang:fr **score:30** filesize: 8.13 M page_count: 1 document date: 2024-01-16

[\[pdf\]](#) User Manual Frequently Asked Questions Guide

YPJSS0014 AP B3000 230712 Administrator ALLPOWERS B3000 Battery Pack User
GuideManuels d'utilisationfrance user manual 230712cdn shopify s files 1 0675 8970 1882 france v
1713587943 |||

180mm 140mm Extra Battery Model:B3000 cFor ALLPOWERS **R2500**/R3500/R4000
only CONTENTS 1. Consignes de scurit 2. Spcifications 3. Guide d'utilisation 3.1
Prsentation de l'apparence du produit 3.2 Introduction des icnes d'affichage tactiles
3.3 Chargement CA 3.4 Conseils de connexion de l'appareil...

lang:fr **score:26** filesize: 7.92 M page_count: 1 document date: 2024-02-02

[ALLPOWERS B3000 Extra Battery User Manual and Guide](#)

Comprehensive user manual for the ALLPOWERS B3000 portable power station.
Learn about its features, specifications, safety guidelines, app connectivity, and
troubleshooting. Ideal for camping, emergencies, and off-grid power.

lang:fr **score:26** filesize: 7.92 M page_count: 1 document date: 2024-02-02

[\[pdf\]](#) User Manual Instructions Frequently Asked Questions Troubleshooting Guide Specifications Guide



AP B3000 Administrator Scarica il manualeALLPOWERS B3000 Batteria Espansione 3168Wh Energia AggiuntivaAP user manual 230712 1cdn shopify s files 1 0742 0887 0690 v 1712736125 ||| 180mm 140mm Extra Battery Model:B3000 cFor ALLPOWERS **R2500**/R3500/R4000 only CONTENTS 1. Safety Instructions 2. Specifications 3. User guide 3.1 Product appearance introduction 3.2 Introduction of Display Touch Icons 3.3 AC charging 3.4 Device connection guidance 3.5 APP operation guide 4. FAQ 5...
lang:en score:25 filesize: 3.15 M page_count: 1 document date: 2023-10-24

[ALLPOWERS R1500 Portable Power Station User Manual](#)




Comprehensive user manual for the ALLPOWERS R1500 Portable Power Station, covering safety instructions, detailed specifications, user guide for operation, charging, UPS function, APP control, troubleshooting, and frequently asked questions.
lang:en score:25 filesize: 2.87 M page_count: 1 document date: 2023-09-22

[\[pdf\]](#) Frequently Asked Questions



AP B3000 Administrator ALLPOWERS 3168Wh B3000 R3500 R4000 ALLPOWERS AP B3000cdn shopify s files 1 0677 3843 5899 B3000 v 1732520038 ||| :B3000 ALLPOWERS **R2500**/R3500/R4000 3.1 3.2 3.3AC 3.4 3.5 FAQ 2 3 3 5 5 5 6 7 8 12 13 14 14 14 AC 3168Wh 48V 66Ah Wi-Fi Bluetooth AC100V15A110-120V 12.5A220V-240V 10A 50Hz/60Hz 1500W 100V USB-AX2: 5V 2.4A, 12W USB-AX2: 5V 3A,9V 2A,12V 1.5A, 36...
lang:i-klinton score:24 filesize: 2.93 M page_count: 1 document date: 2024-11-25

[\[pdf\]](#) User Manual Guide




AP R2500 23 05 19 Administrator Scarica il manualeALLPOWERS R2500 Centrale Elettrica Portatile 2500W 2016WhALLPOWERS Power Station User Manual Guide SS 010 Multi languagecdn shopify s files 1 0742 0887 0690 ALLPOWERS language v 1712819785 PRO CA languageScarica manualeUser ManualsALLPOWERS languageALLPOWERS 0747 3135 6467 1691049383 ref 7fymkzevzop2g6cdn 2016WhUser 1712819785cdn 7fymkzevzop2g6 ||| ||| |||
...
lang:i-klinton score:24 filesize: 7.08 M page_count: 1 document date: 2023-08-03

[\[pdf\]](#) Safety Datasheet




ALLPOWERS USB A QC3 0 *2 12W AC *4 *1 DC5525 %E pub mediabox storage rxweb prd exhibitor document exh 7809584a 9f5a 4ecd 9e30 1fbdae65840e bab46c48 d10f 4e4c a037 18aef0c59044 ||| ALLPOWERS https://allpowers.jp business allpowers.jp 1 ALLPOWERS LiFePO4 101.376KWh R3500 ... 5525 R600 299Wh 400W 300W / / 600W 1200W / 100W 36W 120W 12V10A 120W / 289198188mm 5.8 KG **R2500** 2016Wh 1500W 1000W / / 2500W 5000W 30A 100W 36W 120W 12V10A 120W / 456360346mm 20 KG R3500...
lang:i-klinton score:22 filesize: 2.35 M page_count: 32 document date: 2023-02-16



[ALLPOWERS R2500 Portable Power Station User Manual](#)

Comprehensive user manual for the ALLPOWERS R2500 Portable Power Station, detailing specifications, operation, charging, troubleshooting, and app connectivity.
lang:i-klnglon score:21 filesize: 3.41 M page_count: 32 document date: 2024-11-29



[\[pdf\] User Manual](#)

BenutzerhandbuchBenutzerhandbücher ALLPOWERS DeutschlandR2500 Power Station User Manual V3
1 UK DEcdn shopify s files 0663 7371 4188 R2500 DE v 1732868943 |||

...

lang:i-klnglon score:21 filesize: 3.41 M page_count: 32 document date: 2024-11-29




[\[pdf\] User Manual Instructions Frequently Asked Questions Troubleshooting Guide Specifications Guide](#)

AP R1500 EN 20230810 Administrator 140mm 180mm ManoMano This can use ALLPOWERS Smart Extra Battery for capacity expansion and support the superposition of 2 battery packs at most When using this product 225694d71c9aa57017f103ff1458e5b38a7bf2d cdn manomano pim dam img 7976 99843014 |||

180mm 140mm Portable Power Station Model:R1500 CONTENTS 1. Safety Instructions 2. Specifications 3 ... long the service life of this product. Q7. Can this product be brought on the plane No. Q8.Can the **R2500** be charged while using Yes, the product supports simultaneous charging and discharging. Q9. I...

lang:en score:20 filesize: 8.91 M page_count: 1 document date: 2023-12-04




[\[pdf\] User Manual](#)

AP SS 010PRO R2500 user manual V3 1 Administrator Download User Manual ALLPOWERS Home Backup Power Station 2016Wh 2500W UK YPJSS0051 0 20231117 v 8962309532585215000 uk iallpowers cdn shop files R1500 Portable 1152Wh 1800W United Kingdom de |||

...

lang:en score:19 filesize: 3.46 M page_count: 32 document date: 2024-05-31



[\[pdf\]](#) User Manual

DYCNX0014AGE US JP 2400W H2400 ManualComparison AllPowers R2500 vs S2000 Pro Grecell
Solar Waypointcdn shopify s files 1 0284 7306 5544 v 1739867414 |||

H2400 USER MANUAL Thanks for your purchase from GRECELL. For the best performance and safety purposes, please read this manual carefully before use. Please keep this manual for further reference. CHARGE FIRST Please fully charge your new 2400W Power Station before first use. Highly recommend charging...
lang:en score:11 filesize: 742.07 K page_count: 18 document date: 2025-01-16



[\[pdf\]](#)

YPJSS0077 AP B1000 V2 Administrator ALLPOWERS 1152Wh B1000 R1500 R2500
ALLPOWERS AP B1000 V2 0cdn shopify s files 1 0677 3843 5899 v 1724658306 |||

...

lang:en score:11 filesize: 5.32 M page_count: 1 document date: 2024-08-26