

## Manuals+

[Q & A](#) | [Deep Search](#) | [Upload](#)

[manuals.plus](#) /

- › [Philips Hue](#) /
- › [Echo Show 5 \(3rd Gen\) and Philips Hue Smart Color Bulb User Manual](#)

### Philips Hue Echo Show 5 (3rd Gen) / Philips Hue A19

# Echo Show 5 (3rd Gen) and Philips Hue Smart Color Bulb User Manual

## INTRODUCTION

Welcome to your new bundle featuring the **Echo Show 5 (3rd Gen)** smart display and a **Philips Hue White and Color Ambiance A19 Medium Lumen Smart Bulb**. This manual provides essential information for setting up, operating, and maintaining your devices, ensuring you can fully utilize their smart home capabilities.

## WHAT'S INCLUDED

Your package contains the following items:

- Echo Show 5 (3rd Gen) device
- Glacier White power adapter (22W) with cable (4.9ft)
- Philips Hue White and Color Ambiance A19 Medium Lumen Smart Bulb, 75 Lumen
- Quick Start Guide



Image: The Echo Show 5 (3rd Gen) smart display in Cloud Blue alongside a Philips Hue White and Color Ambiance A19 smart bulb.

## SETUP GUIDE

---

### 1. Echo Show 5 (3rd Gen) Setup

1. **Connect Power:** Plug the included power adapter into the Echo Show 5 and then into a wall outlet. The device will power on automatically.
2. **Follow On-Screen Instructions:** The Echo Show 5 will guide you through selecting your language, connecting to your Wi-Fi network (supports 802.11 a/b/g/n/ac dual-band Wi-Fi), and logging into your Amazon account.
3. **Download the Alexa App:** For full functionality and device management, download the Alexa app on your Fire OS, Android, or iOS device. The app is also accessible via a web browser.

### 2. Philips Hue Smart Color Bulb Setup

1. **Install Bulb:** Screw the Philips Hue smart bulb into a standard light fixture. Ensure the fixture's power switch is turned on.
2. **Connect via Alexa App (Recommended):**
  - Open the Alexa app on your smartphone or tablet.
  - Navigate to the 'Devices' tab.
  - Tap the '+' icon and select 'Add Device'.
  - Choose 'Light' and then 'Philips Hue'. Follow the on-screen prompts to discover and connect your bulb.
  - Alternatively, you can say, "Alexa, discover my devices" to your Echo Show 5.
3. **Connect via Philips Hue App (Optional, for advanced features):** Download the Philips Hue app. If you have a Philips Hue Bridge (sold separately), you can connect the bulb to the Bridge for additional features and control up to 50 light points. The bulb is Bluetooth compatible and can be controlled directly via Bluetooth with the Hue app without a Bridge for up to 5 bulbs.

## OPERATING INSTRUCTIONS

---

### Echo Show 5 (3rd Gen) Features

- **Voice Control with Alexa:** Use your voice to interact with Alexa. Simply say "Alexa" followed by your command. Examples include: "Alexa, what's the weather?", "Alexa, play music," or "Alexa, set a timer for 10 minutes."




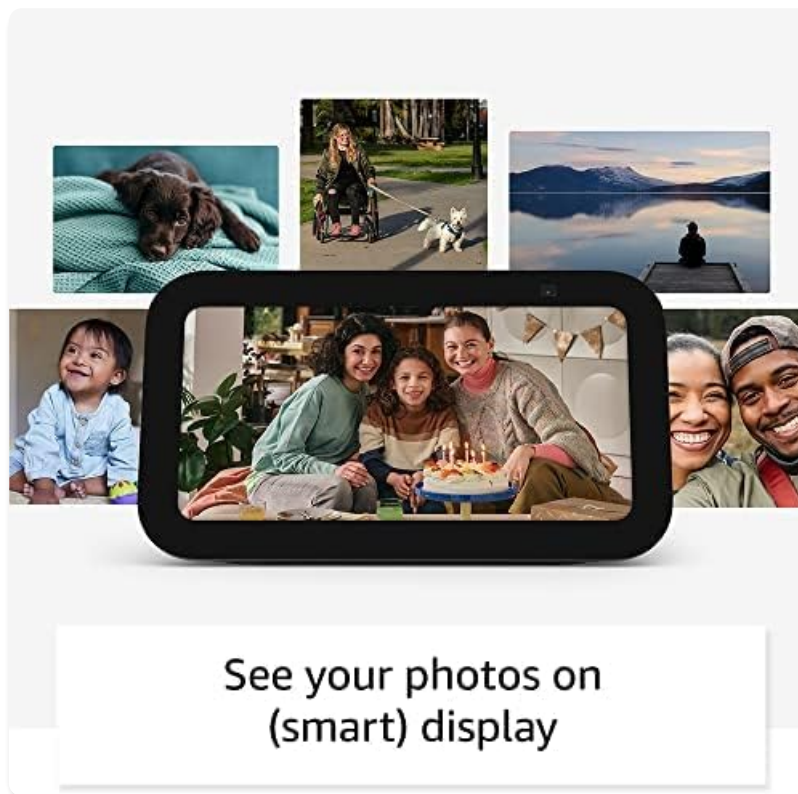
Image: The Echo Show 5 displaying an audiobook cover and playback controls on its screen.

- **Smart Home Control:** Control compatible smart home devices, including your Philips Hue bulb, using voice commands or the on-screen interface. For example, "Alexa, turn on the bedroom light" or "Alexa, dim the lights to 50%."



Image: The Echo Show 5 screen showing smart home controls for a thermostat and a bedroom light.

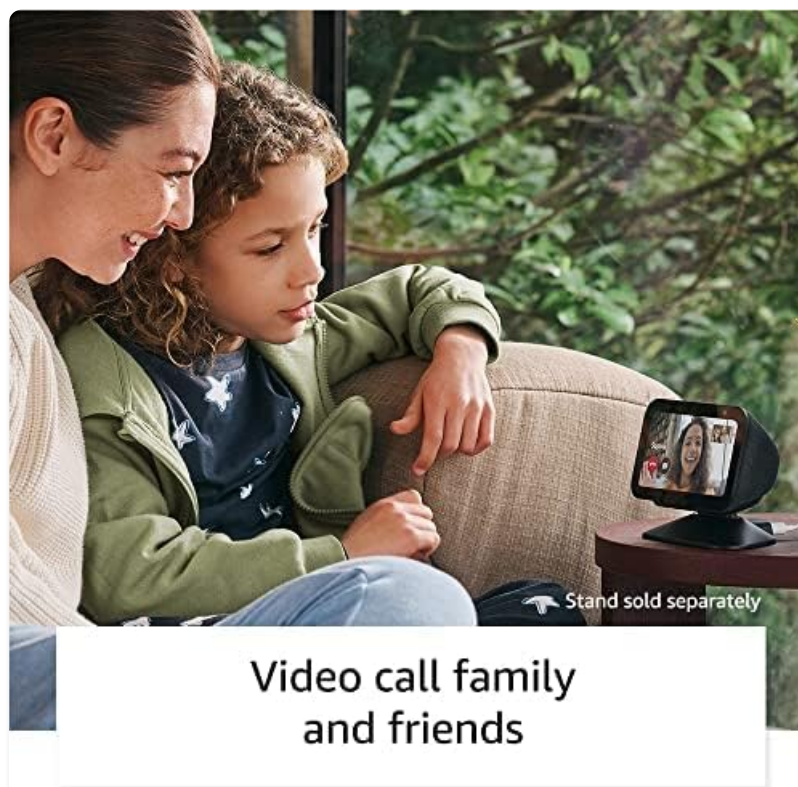
- **Visual Display:** The 5.5-inch touch screen can display information such as weather forecasts, news headlines, song lyrics, recipes, and more.
- **Photo Display:** Connect your Amazon Photos account to display your personal photos as a digital frame.



See your photos on  
(smart) display

Image: The Echo Show 5 displaying a collage of family photos on its screen.

- **Video Calls:** Make video calls to friends and family who have an Echo Show device or the Alexa app. The 2 MP camera allows for clear video communication.



Video call family  
and friends

Image: A person using the Echo Show 5 for a video call, with the device placed on a side table.

- **Camera Shutter:** For privacy, the Echo Show 5 includes a built-in physical camera shutter. Slide the switch on top of the device to cover or uncover the camera lens.






Image: A close-up view of the top of the Echo Show 5, highlighting the physical switch for the camera shutter.

### Philips Hue Smart Color Bulb Control

- **Voice Control:** Once connected to Alexa, use voice commands to turn the light on/off, dim/brighten, or change colors. For example, "Alexa, change the bedroom light to blue."
- **App Control:** Use the Alexa app or Philips Hue app to control the bulb remotely, set schedules, create routines, and adjust colors and brightness.
- **Energy Saving:** Manage your lighting consumption by turning lights on and off from anywhere, contributing to energy efficiency.

## ACCESSIBILITY FEATURES

---

The Echo Show 5 offers various accessibility features to personalize Alexa to your abilities:

- **Tap to Alexa:** Access Alexa via touch through on-screen tiles or a keyboard, including saving favorite actions.
- **Adaptive Listening:** Provides more time to finish speaking before Alexa responds.
- **Preferred Speaking Rate:** Control how fast or slow Alexa speaks.
- **Alexa Captioning, Call Captioning, Closed Captioning:** Provide text captions for supported content.
- **Show and Tell:** Helps users who are blind or visually impaired identify products by saying "Alexa, what am I holding."
- **VoiceView Screen Reader:** Enables access for users who are blind or visually impaired.
- **Screen Magnifier:** Zoom in/out and pan around the screen.
- **Notify When Nearby:** Plays notification sounds when detected near your Echo device.
- **Kindle Read Aloud:** Alexa can read your Kindle books aloud.
- **Real Time Text:** Enables typing live text in a video call.
- Additional settings for Color Inversion, Color Correction, Request Sound, and more.

To enable these features, go to **Settings** → **Accessibility** on your Echo Show 5.

## PRIVACY FEATURES

The Echo Show 5 is designed with multiple privacy controls:

- **Wake Word Technology:** Devices only begin recording audio after detecting the wake word ("Alexa").
- **Streaming Indicators:** Visual indicators on the device show when audio or video is being streamed to the cloud.
- **Microphone/Camera Off Button:** A physical button electronically disconnects the microphones and camera.
- **Built-in Camera Shutter:** A physical slider to cover the camera lens.
- **Voice Recording Management:** Ability to view and delete your voice recordings through the Alexa app or Amazon website.

For more details, visit the [Alexa Privacy Hub](#).

## TECHNICAL SPECIFICATIONS

### Echo Show 5 (3rd Gen)

Feature	Specification
Size	5.8"W x 3.6"D x 3.2"H (147mm x 91mm x 82mm)
Weight	16.1 oz (456 grams)
Display	5.5" touch screen
Camera	2 MP camera with built-in shutter
WiFi Connectivity	Dual-band wifi (802.11 a/b/g/n/ac)
Bluetooth Connectivity	A2DP support for audio streaming, AVRCP for voice control
Audio	Full range 1.75" built-in speaker
Processor	MediaTek MT 8169 B
Smart Home Compatibility	WiFi, Bluetooth Low Energy Mesh, and Matter
Language	Alexa speaks English and Spanish

### Philips Hue Smart Color Bulb

- **Type:** White and Color Ambiance A19 Medium Lumen Smart Bulb
- **Brightness:** 75 Lumen
- **Connectivity:** Bluetooth & Zigbee compatible

## TROUBLESHOOTING

If you encounter issues with your devices, consider the following common solutions:

- **Device Unresponsive:** If your Echo Show 5 is not responding, try unplugging it from the power outlet for

30 seconds and then plugging it back in.


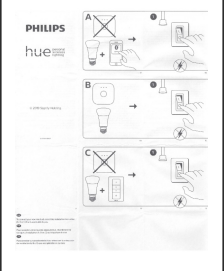
- **Wi-Fi Connectivity Issues:** Ensure your Wi-Fi router is working correctly and the Echo Show 5 is within range. You can try restarting your router. Verify your Wi-Fi password in the Echo Show 5 settings if necessary.
- **Bulb Not Connecting/Responding:**
  - Ensure the light fixture's power switch is on.
  - Confirm the bulb is within Bluetooth range of your Echo device or Hue Bridge.
  - Try resetting the bulb (often by cycling power off/on several times, refer to Philips Hue documentation for specific reset procedures).
  - In the Alexa app, try 'Discover Devices' again.
- **Alexa Not Understanding Commands:** Speak clearly and ensure there is no excessive background noise. Check if the microphone is muted (red light on Echo Show 5 indicates mute).
- **Software Updates:** Ensure both your Echo Show 5 and the Alexa app are running the latest software versions. Updates are typically automatic for the Echo Show 5.



## WARRANTY AND SUPPORT

**Warranty:** The Echo Show 5 (3rd Gen) includes a 1-year limited warranty and service. Optional extended warranties (1-year, 2-year, and 3-year) are available for purchase in the U.S.

**Support:** For further assistance, troubleshooting, or warranty claims, please visit the Amazon Device Support website or contact Amazon Customer Service. For Philips Hue bulb specific issues, refer to Philips Hue support resources.

### Related Documents - Echo Show 5 (3rd Gen) / Philips Hue A19

	<p><a href="#">Philips Hue White and Color Ambiance Smart Bulb User Manual</a></p> <p>User manual for the Philips Hue White and Color Ambiance 2-Pack A19 LED Smart Bulb. Learn about setup, Bluetooth &amp; Zigbee compatibility, and integration with Alexa &amp; Google Assistant.</p>
	<p><a href="#">Philips Hue Smart Bulb Installation Guide</a></p> <p>Step-by-step instructions for installing and connecting Philips Hue smart bulbs using Bluetooth or a Hue Bridge, including safety information, warranty details, and technical specifications.</p>

<div><div>User Manual of Product 1:</div><div>Philips Hue White Ambiance Dimmable Smart Filament ST19, Warm White to Cool White LED Vintage Edison Bulb, Bluetooth &amp; Hub Compatible (Requires Hue Gateway, Alexa Assistant and more)</div><div>User Manual of Product 2:</div><div>Philips Hue Bridge, Controls Full Suite of Features for Hue Smart Lights and Accessories, Works with Alexa, Apple HomeKit and Google Assistant White Ambiance</div></div>	<p><a href="#">Philips Hue Smart Lighting: Bulbs, Bridge, and Lightstrips - User Manual and Specifications</a></p> <p>Comprehensive user manual and product overview for Philips Hue smart lighting, including the White Ambiance Dimmable Smart Filament ST19 Bulb, Philips Hue Bridge, and Lightstrip Plus V4. Details features, specifications, connectivity options, and setup guidance.</p>
<div><div>User Manual of Product 1:</div><div>Philips Hue Smart Dimmer Switch, Bluetooth &amp; Zigbee Compatible (Requires Hue Hub), Works with Alexa &amp; Google Assistant - A Certified to Interact Device, White Dimmable Only, 4 Bulbs</div><div>User Manual of Product 2:</div><div>Philips Hue Smart Dimmer Switch with Remote, Turns Hue Lights On, Off, Dim or Brighten, Toggles Between Scenes, Hue Bridge Required, 1 Pack</div></div>	<p><a href="#">Philips Hue Smart Dimmer Switch User Manual and Specifications</a></p> <p>Comprehensive guide to the Philips Hue Smart Dimmer Switch, covering its features, installation, specifications, and compatibility with smart home systems like Alexa, Google Assistant, and HomeKit.</p>
<div><div>User Manual of Product 1:</div><div>Philips Hue Smart Dimmer Switch, Bluetooth &amp; Zigbee Compatible (Requires Hue Hub), Works with Alexa &amp; Google Assistant - A Certified to Interact Device, White Dimmable Only, 4 Bulbs</div><div>User Manual of Product 2:</div><div>Philips Hue Smart Dimmer Switch with Remote, Turns Hue Lights On, Off, Dim or Brighten, Toggles Between Scenes, Hue Bridge Required, 1 Pack</div></div>	<p><a href="#">Philips Hue Dimmer Switch: Smart Lighting Control - User Guide</a></p> <p>Comprehensive user guide for the Philips Hue Dimmer Switch, detailing its features, installation, specifications, and compatibility with smart home systems like HomeKit and Google Assistant. Also includes information on Philips Hue Smart Lightstrips and Smart Bulbs.</p>
<div><div></div><div>Quick start guide Guide de démarrage rapide Guía de inicio rápido</div></div>	<p><a href="#">Philips Hue Smart Lighting System: Quick Start Guide, User Manual, and Specifications</a></p> <p>Comprehensive guide for setting up and using Philips Hue smart lighting systems, including quick start instructions, user manual details for the Hue Bridge, product specifications, safety warnings, limited warranty information, and customer support contacts from Signify.</p>