

Walkers Silencer BT 2.0

Walkers Silencer BT 2.0 Rechargeable Electronic Earbuds and Crosshair Sport Shooting Glasses User Manual

Model: Silencer BT 2.0

1. INTRODUCTION

This manual provides instructions for the proper use and maintenance of your Walkers Silencer BT 2.0 Rechargeable Electronic Earbuds and Crosshair Sport Shooting Glasses. These products are designed to provide hearing protection, sound amplification, and eye protection in various environments, particularly during shooting activities.

The bundle includes two pairs of Walkers Silencer BT 2.0 Rechargeable Electronic Earbuds (OD Green) and two pairs of Walker's Crosshair Sport Shooting Glasses (Clear).



Image 1.1: Overview of the Walkers Silencer BT 2.0 Earbuds and Crosshair Sport Shooting Glasses bundle.

2. SAFETY INFORMATION

Always prioritize safety when using hearing and eye protection. Failure to follow these instructions may result in hearing damage or eye injury.

- Ensure earbuds are properly seated to achieve the stated Noise Reduction Rating (NRR).
- Regularly inspect shooting glasses for damage. Replace immediately if scratches or cracks are present.
- Do not modify the earbuds or glasses.
- Keep out of reach of children.
- Consult a physician if you experience discomfort or hearing changes.

3. PACKAGE CONTENTS

Verify that all items are present in your package:

- 2 x Walkers Silencer BT 2.0 Rechargeable Electronic Earbuds (OD Green)
- 2 x Walker's Crosshair Sport Shooting Glasses (Clear)
- Ear Cushions (various sizes)
- Earplugs (various sizes)
- Charging Case
- USB Charging Cable

4. SETUP

4.1. Silencer BT 2.0 Earbuds

1. Charging the Earbuds:

Place the earbuds into the charging case. Connect the charging case to a power source using the provided USB cable. The indicator lights on the earbuds will illuminate during charging and turn off when fully charged. Ensure the case itself is charged for portable power.



Image 4.1.1: Earbuds placed in the charging case.



Image 4.1.2: Earbuds charging within the case.

2. Selecting Ear Tips:

Choose the ear cushions and earplugs that provide the most comfortable and secure fit. A proper seal is crucial for effective noise reduction. Experiment with different sizes to find the best fit for your ears.

3. Bluetooth Pairing:

Remove the earbuds from the charging case. They will automatically enter pairing mode. On your smartphone or Bluetooth-enabled device, go to Bluetooth settings and select "Silencer BT 2.0" from the list of available devices. A voice prompt will confirm successful pairing.

4. Control App Installation:

Download the free Walkers control app from your smartphone's app store. This app allows for complete control and customization of your Silencer BT 2.0 earbuds.

4.2. Crosshair Sport Shooting Glasses

1. Inspection:

Before each use, inspect the glasses for any damage, scratches, or cracks on the lenses or frame. Do not use damaged glasses.

2. Wearing:

Place the glasses securely over your eyes, ensuring full coverage and a comfortable fit. The glasses are designed to exceed ANSI Z87.1-2010 high impact safety requirements.



Image 4.2.1: Walker's Crosshair Sport Shooting Glasses.

5. OPERATING THE SILENCER BT 2.0 EARBUDS

The Silencer BT 2.0 earbuds offer advanced features for hearing protection and sound management.



Image 5.1: Close-up of the Silencer BT 2.0 Earbuds.

1. Power On/Off:

The earbuds typically power on automatically when removed from the charging case and power off when returned to the case. Refer to the app or touch controls for manual power options.

2. Sound Activated Compression (SAC):

This feature automatically compresses loud noises, such as gunshots, to a safe level while allowing ambient sounds to be heard. The NRR for these earbuds is 24.

3. Dynamic Wind Noise Reduction:

The earbuds are equipped with technology to reduce wind noise interference, improving clarity in outdoor environments.

4. Variable Gunshot Suppression:

This feature intelligently suppresses high-decibel sounds, activating only when necessary, such as during shooting activities.

5. Voice Prompts:

The earbuds provide voice prompts for status updates, such as power on/off, pairing, and battery level.

6. Touch Button Controls:

Utilize the touch-sensitive areas on the earbuds for various functions, including volume adjustment, play/pause, and call management. Specific functions can be customized via the control app.

7. Bluetooth Media Control:

Once paired, the earbuds can control media playback (play, pause, skip) and answer/end calls from your connected device.

6. MAINTENANCE

6.1. Earbuds

- **Cleaning:** Gently wipe the earbuds and charging case with a soft, dry cloth. Do not use abrasive cleaners or immerse in water.
- **Ear Tips:** Remove and clean ear cushions and earplugs regularly with mild soap and water. Ensure they are completely dry before reattaching.
- **Storage:** Store the earbuds in their charging case when not in use to protect them and keep them charged. Store in a cool, dry place away from direct sunlight.
- **Battery Care:** For optimal battery life, avoid fully discharging the earbuds frequently. Charge them regularly, even if not used for extended periods.

6.2. Shooting Glasses

- **Cleaning:** Clean lenses with a microfiber cloth and a lens cleaning solution. Avoid using paper towels or harsh chemicals, which can scratch the lenses.
- **Storage:** Store glasses in a protective case to prevent scratches and damage when not in use.

7. TROUBLESHOOTING

If you encounter issues with your Walkers products, refer to the following common solutions:

Problem	Possible Cause	Solution
Earbuds not powering on	Low battery; not removed from case	Charge earbuds fully. Ensure they are removed from the charging case.
No sound or low volume	Improper fit; device volume low; earbuds not paired	Adjust earbud fit. Increase volume on connected device and earbuds. Re-pair earbuds.
Bluetooth pairing issues	Earbuds not in pairing mode; device Bluetooth off	Ensure earbuds are in pairing mode (usually when removed from case). Turn Bluetooth off and on on your device. Forget device and re-pair.
Shooting glasses scratched/cracked	Physical damage	Discontinue use immediately and replace the glasses.

If the issue persists, contact Walkers customer support for further assistance.

8. SPECIFICATIONS

8.1. Walkers Silencer BT 2.0 Earbuds

Model Name: Silencer BT 2.0

Brand: Walkers

Connectivity Technology: Wireless (Bluetooth 5.0)

Noise Reduction Rating (NRR): 24

Control Type: Touch, Media Control

Special Features: Noise Cancellation, Sound Activated Compression (SAC), Dynamic Wind Noise Reduction, Variable Gunshot Suppression, Voice Prompts, Auto Shut Off

Compatible Devices: Bluetooth-enabled Devices

Material: Plastic, Rubber

Color: OD Green

Item Weight (approx.): 1.9 Pounds (for the bundle, individual earbud weight not specified)

Frequency Range: 20 Hz - 20,000 Hz

Water Resistance Level: Not Water Resistant

8.2. Walker's Crosshair Sport Shooting Glasses

Brand: Walkers

Lens Material: High Poly-carbonate Impact Lenses

Safety Standard: Exceeds ANSI Z87.1-2010 high impact safety requirements

UV Protection: 99% Ultra Violet Protection

Color: Clear

9. WARRANTY AND SUPPORT



For warranty information and customer support, please refer to the official Walkers website or contact their customer service department directly. Keep your proof of purchase for any warranty claims.





Manufacturer: Walkers

ASIN: B0CGYLJ2WM

UPC: 196271845751

Related Documents - Silencer BT 2.0

	<p>OHO SUNSHINE Elite 5.2 Wireless Smart Glasses User Manual and Specifications</p> <p>Comprehensive user guide and specifications for OHO SUNSHINE Elite 5.2 Wireless Smart Glasses, covering setup, operation, troubleshooting, and features like Bluetooth connectivity and voice commands.</p>
	<p>Onn TWS Sport Hook Gen 2 Wireless Earbuds User Guide & Features</p> <p>Comprehensive user guide for Onn TWS Sport Hook Gen 2 wireless earbuds. Learn about features, setup, operation, charging, cleaning, specifications, and troubleshooting.</p>

	<p>AXLOIE S6 Wireless Earbuds User Manual: Features, Pairing, and Specifications</p> <p>Comprehensive user manual for AXLOIE S6 wireless earbuds. Learn about setup, pairing, controls, charging, heart rate monitoring, FAQs, and technical specifications.</p>
	<p>Acesight Quick Guide: User Manual for Electronic Glasses</p> <p>A comprehensive quick guide for the Acesight electronic glasses, detailing basic and advanced functions, button operations, and features. Learn how to use your Acesight device effectively.</p>
	<p>DangoBuds True Wireless Earbuds with Noise Cancelling - User Manual</p> <p>Comprehensive user manual for DangoBuds true wireless earbuds, detailing features, charging, pairing, operation, noise cancellation, troubleshooting, and safety instructions. Includes specifications and FCC compliance information.</p>
	<p>Little SOHLS Children's Shoe Size Guide and Fitting Instructions</p> <p>A comprehensive guide from Little SOHLS on how to accurately measure your child's feet and select the correct shoe size for optimal fit and comfort, including advice for different walking stages and foot types.</p>