

SLuB PB-807

SLuB 15000mAh Mobile Battery User Manual

Model: PB-807 | Brand: SLuB

1. INTRODUCTION

Thank you for purchasing the SLuB 15000mAh Mobile Battery. This device is designed to provide reliable and fast charging for your electronic devices, featuring a large capacity, built-in cables, and an integrated AC adapter for ultimate convenience. Please read this manual carefully before use to ensure safe and optimal performance.

2. SAFETY INFORMATION

To prevent injury or damage to your device, please observe the following safety precautions:

- Do not expose the device to extreme temperatures, direct sunlight, or fire.
- Do not immerse the device in water or other liquids.
- Do not disassemble, repair, or modify the device.
- Keep out of reach of children.
- Use only compatible charging cables and adapters.
- Avoid dropping or subjecting the device to strong impacts.
- If the device swells, overheats, or emits an unusual odor, discontinue use immediately.



Figure 2.1: The mobile battery is equipped with multiple safety protection functions, including over-discharge, over-voltage, short-circuit,

over-charge, over-current, and temperature protection.

3. PRODUCT OVERVIEW

The SLuB Mobile Battery is a versatile charging solution with multiple features:

- **Large Capacity:** 15000mAh battery for multiple charges.
- **Integrated AC Adapter:** Built-in foldable plug for direct wall charging.
- **Built-in Cables:** Includes Type-C, Lightning, and Micro USB cables.
- **Multiple Output Ports:** USB-A and Type-C ports for additional device charging.
- **Simultaneous Charging:** Charge up to 5 devices at once.
- **Fast Charging:** Supports QC22.5W and PD20W fast charging protocols.
- **LED Indicator:** Four LED lights display remaining battery level.
- **Compact and Portable:** Lightweight (290g) and pocket-sized design with a strap function.
- **Safety Protections:** Over-voltage, over-current, short-circuit, over-charge, over-discharge, and temperature protection.



Figure 3.1: SLuB 15000mAh Mobile Battery in white, showing its compact design and strap.

本製品を薦める理由



15000mAh



5台同時充電



急速充電



ケーブル不要



高品質コア



プラグ付き



機内持込可能



Figure 3.2: Key features of the SLuB Mobile Battery, including 15000mAh capacity, 5-device simultaneous charging, fast charging, no external cables needed, high-quality core, built-in plug, and airline carry-on compatibility.

手軽に外出一つで十分

一機多用＝バッテリー、アダプター、内蔵ケーブル*3



Figure 3.3: The compact size and foldable plug make the mobile battery highly portable and convenient for travel.



Figure 3.4: The mobile battery supports 110-240V input, making it suitable for worldwide use, and is approved for airline carry-on.

4. SETUP

4.1 Initial Charging of the Mobile Battery

Before first use, it is recommended to fully charge your SLuB Mobile Battery.

1. Using the AC Plug:

- Fold out the integrated AC plug.
- Plug the mobile battery directly into a wall outlet (110V-240V compatible).
- The LED indicator lights will illuminate, showing the charging progress. All four lights will be solid when fully charged.

2. Using the Type-C Input Port:

- Connect a Type-C charging cable (not included for input) to the Type-C input port on the mobile battery.
- Connect the other end of the cable to a compatible USB charger.
- The LED indicator lights will show charging progress.

デュアルモード蓄電

ACプラグとtype-cの2種類の蓄電方式で、
常に電量を確保できます。

01



Type-C入力ポート



急速充電ケーブルによる
急速充電できます。

ACプラグ充電



外出の負担を軽減し、
簡単に充電します。

02



Figure 4.1: The mobile battery can be charged via its built-in AC plug or the Type-C input port.

The LED indicator lights show the remaining battery level:

●○○○: 1-25%

●●○○: 26-50%

●●●○: 51-75%

●●●●: 76-100%



Figure 4.2: Visual representation of the LED battery level indicator.

5. OPERATING INSTRUCTIONS

5.1 Charging Your Devices

The SLuB Mobile Battery offers multiple ways to charge your devices:

1. Using Built-in Cables:

The power bank includes three built-in cables: Lightning (for iPhone), Micro USB, and Type-C. Simply pull out the appropriate cable and connect it to your device.

ケーブル内蔵の一体型



micro/iPhone/Type-Cケーブルを内蔵し
ケーブルを持ち歩かなくて便利です。

Figure 5.1: The three built-in cables (Micro USB, Lightning, Type-C) for convenient charging.

2. Using USB-A Output Port:

Connect your device's USB-A charging cable to the USB-A output port on the power bank. This port supports up to 22.5W fast charging.

3. Using Type-C Output Port:

Connect your device's Type-C charging cable to the Type-C output port on the power bank. This port supports up to 20W PD fast charging.

You can charge up to 5 devices simultaneously using a combination of the built-in cables and the USB-A/Type-C output ports.

Type-c /usbデュアル充電

PD/QC/SCP/FCP/AFCなどのプロトコルをサポートし、
各種デバイスの急速充電が可能です

iPad Pro
40分で50%まで充電

PD30W

Type-CポートとPD出力ケーブル



Xiaomi 10Pro
75分で100%まで充電

QC3.0

USBポートとQC出力ケーブル

Figure 5.2: Examples of fast charging performance with the Type-C PD output for iPad Pro and USB-A QC output for Xiaomi 10 Pro.

急速充電ケーブル内蔵

Type-C出力ケーブルはHuaweiの急速充電、XiaomiのQC急速充電、GalaxyのAFC急速充電



Figure 5.3: The built-in Type-C cable supports fast charging for compatible devices.

6. MAINTENANCE

- **Cleaning:** Wipe the device with a soft, dry cloth. Do not use harsh chemicals or abrasive cleaners.
- **Storage:** Store the mobile battery in a cool, dry place away from direct sunlight and extreme temperatures.
- **Battery Health:** For optimal battery life, fully charge and discharge the battery at least once every three months if not in regular use.

7. TROUBLESHOOTING

Problem	Possible Cause	Solution
---------	----------------	----------

Problem	Possible Cause	Solution
Device not charging.	Low battery on power bank; incorrect cable/port; device not compatible.	Recharge the power bank; ensure correct cable and port are used; check device compatibility.
Slow charging.	Cable not supporting fast charge; multiple devices charging simultaneously; device not supporting fast charge.	Use a fast-charging compatible cable; try charging fewer devices; ensure your device supports fast charging protocols.
LED indicators not working.	Power bank is completely discharged or faulty.	Try charging the power bank for an extended period. If issue persists, contact support.
Power bank overheating.	Overload; faulty unit.	Disconnect all devices and allow to cool. If overheating persists or is severe, discontinue use and contact support.

8. SPECIFICATIONS

Feature	Detail
Model Number	PB-807
Battery Capacity	15000mAh / 55.5Wh
AC Input	110-240V ~ 50/60Hz 0.3A
Type-C Input	5V-3A, 9V-2A, 12V-1.5A
Type-C Output	5V-3A, 9V-2.22A, 12V-1.67A
iPhone/Micro Output Cable	5V-2A
Type-C Output Cable	5V-3A, 9V-2A, 12V-1.5A
USB-A Output	5V-4.5A, 9V-2A, 12V-1.5A
Battery Type	Polymer Battery
Operating Temperature	-10°C ~ 40°C
Product Weight	290g
Dimensions	17.4 x 9 x 3.4 cm

セット内容
Product packaging

製品仕様
product parameters



モバイルバッテリー



取扱説明書



パッケージ

製品名	モバイルバッテリー
容量	15000mAh/55.5Wh
AC入力	110-240V 50/60HZ 0.3A
Type-C入力	5V-3A 9V-2A 12V-1.5A
Type-C出力	5V-3A 9V-2.22A 12V-1.67A
iPhone/Micro出力ケーブル	5V-2A
Type-C出力ケーブル	5V-3A 9V-2A 12V-1.5A
USB-A出力	5V-4.5A 9V-2A 12V-1.5A
電池タイプ	ポリマー電池
作動温度	-10℃~40℃


Figure 8.1: Overview of product packaging contents and detailed technical specifications.






9. WARRANTY AND SUPPORT

For warranty information and customer support, please refer to the contact details provided with your purchase or visit the official SLuB website. Keep your purchase receipt as proof of purchase for any warranty claims.
For further assistance, you may contact SLuB customer service via their Amazon store page:[SLuB Store on Amazon.co.jp](#)



Related Documents - PB-807

	<p>J33 12000mAh Power Bank User Manual</p> <p>User manual for the J33 12000mAh Power Bank, detailing its features, product parameters, charging instructions, and important attention points.</p>
---	---

	<p>T20 Fan Specifications and Features - SLUB</p> <p>Comprehensive technical specifications and features for the SLUB T20 Fan, detailing airflow, wind speed, power consumption, noise levels, weight, and cord length. Includes information originally presented in Japanese, German, and Chinese.</p>
	<p>PB-08 Portable Charger User Manual - Super Fast Charging</p> <p>User manual for the PB-08 portable charger with built-in cables, featuring super fast charging capabilities. Includes product introduction, packing list, specifications, charging instructions, safety guidelines, and after-sales service information.</p>
	<p>PB-08 Portable Charger User Manual - Super Fast Charge</p> <p>User manual for the PB-08 Portable Charger with built-in cables, featuring super fast charge capabilities. Includes product introduction, charging instructions, specifications, tips, safety instructions, and after-sales service information.</p>
	<p>PB-08 Portable Charger User Manual - 15000mAh Fast Charging Power Bank</p> <p>User manual for the PB-08 portable charger with 15000mAh capacity and built-in cables. Learn about product features, charging instructions, specifications, safety guidelines, and after-sales service.</p>
	<p>AUKEY PB-N59 5000mAh Power Bank User Manual</p> <p>User manual for the AUKEY PB-N59 5000mAh Power Bank, detailing specifications, charging instructions, product care, and warranty information.</p>

