

FUWANG A3354/A3355/A3356/A2696 A2757 A2777

FUWANG Touch Keyboard Case for iPad (A16) 11th/10th Gen Instruction Manual

Brand: FUWANG | Model: A3354/A3355/A3356/A2696 A2757 A2777

1. INTRODUCTION

This manual provides instructions for the FUWANG Touch Keyboard Case, designed to enhance the functionality of your iPad.

Compatibility

This keyboard case is compatible with:

- iPad 10th Generation 10.9-inch (2022) (Model Numbers: A2757, A2777, A2696)
- iPad A16 11th Generation (2025) (Model Numbers: A3354, A3355, A3356)

Please verify your iPad model number on the back of your device before use.



Convert iPad to Laptop Quickly

This image illustrates the specific iPad models compatible with the keyboard case, including the 10th Generation 10.9-inch (2022) and the iPad A16 11th Generation (2025). It also clearly shows models that are not compatible.

2. PACKAGE CONTENTS

The package includes:

- 1 x Keyboard case
- 1 x Micro USB charging cable (Note: Charger not included)
- 1 x User Manual



This image displays all items included in the product package: the keyboard case, a USB charging cable, the protective packaging, and the user manual.

3. SETUP

Installing and Removing Your iPad

Your browser does not support the video tag.

This video demonstrates the correct procedure for installing your iPad into the keyboard case and safely removing it. It highlights aligning the iPad, pressing the top "small ear" with an index finger, and pushing the iPad inward with a thumb for installation. For removal, it shows starting from the left side, pressing outward on the camera position with an index finger while simultaneously pressing inward on the "small ear" with a thumb, then removing the right side.

Bluetooth Connection

1. Slide the power switch on the keyboard to the "ON" position.
2. Press and hold the "Pair" key on the keyboard for approximately 3 seconds. The Bluetooth indicator light will flash blue.
3. On your iPad, go to "Settings" > "Bluetooth" and enable Bluetooth. Your iPad will automatically search for nearby devices.
4. Locate "Bluetooth Keyboard" in the list of devices and tap to connect.



This diagram visually guides users through the Bluetooth pairing process, from turning on the keyboard and pressing the pair button to enabling Bluetooth on the iPad and selecting the keyboard from the device list.


Your browser does not support the video tag.

This video demonstrates the Bluetooth connection process for the keyboard case with an iPad. It shows how to turn on the keyboard, activate pairing mode, and connect the device via the iPad's Bluetooth settings.


4. OPERATING INSTRUCTIONS

360° Rotation and Multi-Angle Viewing


The keyboard case features a 360° rotatable hinge, allowing you to adjust your iPad to various viewing angles. This flexibility supports different modes, including laptop mode for typing, stand mode for viewing, and tablet mode for touch interaction.



Only Compatible With




**iPad 10th
Generation 2022**
(A2696 A2757 A2777 A3162)




**iPad 11th
(A16) 2025**
(A3354 A3355 A3356)


NOT FOR



iPad Air 10.9 (5th/4th Gen)
iPad air 11 inch



iPad Pro 11 inch
Full Series (2016-2025)



iPad 9/8/7 th

Find your model number?

Option 1: Find the model number on the back of your iPad.

Option 2:

1 Settings

General > About

Model

2 Model

Model

Model

This image illustrates the 360-degree swivel capability of the keyboard case, showcasing how the iPad can be positioned for comfortable use in different settings, such as on a lap or a desk.

Efficient Shortcuts

Efficiently quickly execute commands such as locking the screen, adjusting volume, brightness, etc.

This image highlights the smart multi-angle rotation feature, allowing the iPad to be positioned at various angles, and also depicts the auto sleep/wake function.

Your browser does not support the video tag.

This video provides an overview of the keyboard case's features, including its 360-degree rotation, multi-touch trackpad, and backlit keys, demonstrating how these elements enhance the iPad's functionality.

Backlit Keyboard

The keyboard includes 7-color RGB LED backlighting with 3 adjustable brightness levels. This feature enhances visibility in low-light conditions.



This image displays the keyboard with its customizable 7-color backlighting and indicates the availability of 3 brightness levels for user preference.


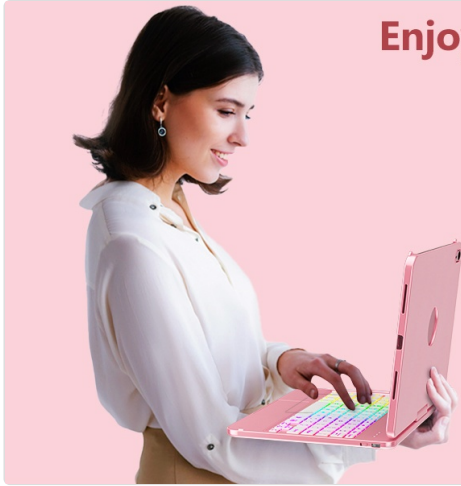
Multi-Touch Trackpad

The integrated multi-touch trackpad provides precise control and supports various gestures for navigation, file management, web browsing, and switching between applications.

To turn off the touchpad function, use the combination shortcut key: Fn + A.

Enjoying an Excellent Laptop Experience

The touchpad keyboard case provides precise control and navigation for the perfect combination of iPad and laptop functionality



This image demonstrates the use of the multi-gesture precision touchpad, highlighting its capabilities for multi-touch input, file management, web browsing, and app switching.

Shortcut Keys

The keyboard features a full row of tablet shortcuts for efficient command execution, such as locking the screen, adjusting volume, and controlling brightness.



This image points out the efficient shortcut keys available on the keyboard, designed for quick execution of common commands such as screen locking, volume control, and brightness adjustment.

Auto Sleep/Wake Function

The case supports an automatic sleep/wake function. When the keyboard case is opened or closed, your iPad will automatically wake up or go to sleep, conserving battery life.



This image visually explains the auto sleep/wake feature, where opening the case wakes the iPad and closing it puts

the iPad into sleep mode to save battery.

Pencil Holder

A dedicated holder for your Apple Pencil (or similar stylus) is integrated into the case, ensuring it is securely stored and easily accessible.

5. CHARGING

Charging the Keyboard

The keyboard is equipped with a 500mAh Lithium-Ion battery.


Charging Time: Approximately 2-3 hours.

Usable Time: Up to 120 hours of continuous use.

Use the provided Micro USB charging cable to charge the keyboard. (Note: A power adapter is not included).



This image highlights the Type-C charging port of the keyboard case and provides information on its charging time (2-3 hours), 500mAh Lithium-Batterie, and usable time (≥ 120 hours).



A close-up view of the keyboard's Type-C charging port, indicating a charging time of 2-3 hours and a usable time of ≥ 100 hours.

6. MAINTENANCE

General Care

- Keep the keyboard case away from liquids and extreme temperatures.
- Avoid dropping or subjecting the case to strong impacts.
- Do not attempt to disassemble or repair the device yourself.

Cleaning

- Use a soft, damp cloth to clean the exterior of the case.
- For the keyboard keys, use a soft, dry cloth or a gentle brush to remove dust and debris.
- Avoid using harsh chemicals or abrasive cleaners.



This image highlights the protective aspects of the keyboard case, such as the camera hole, shockproof design, Type-C charging port, and precise cutouts for full device protection.

7. TROUBLESHOOTING

Connection Issues

- Ensure the keyboard is charged and powered on.
- Verify Bluetooth is enabled on your iPad.
- If the keyboard does not appear in the Bluetooth device list, try turning the keyboard off and on again, then re-enter pairing mode.
- Forget the device on your iPad and attempt to pair again.

Touchpad Not Responding

- Ensure the touchpad is enabled using the Fn + A shortcut key.
- Check if the keyboard's battery is low; charge if necessary.
- Restart the keyboard and iPad.

Keys Not Working

- Ensure the keyboard is properly connected via Bluetooth.

- Check battery level and charge if low.
- Restart the keyboard and iPad.

Your browser does not support the video tag.

This video provides a detailed demonstration of the keyboard case's features and functionality, including its touch keyboard, 360-degree rotation, and compatibility with the iPad 10th Generation.

8. SPECIFICATIONS

Feature	Detail
Product Dimensions	8.55 x 1.3 x 10.98 inches
Item Weight	1.42 pounds
Manufacturer	FUWANG
Connectivity Technology	Bluetooth
Keyboard Description	Flexible Touch Backlit Wireless Bluetooth Keyboard
Special Feature	360° Rotatable, Backlit Keyboard Case, Comprehensive Protection, Pencil Holder, Trackpad
Keyboard Backlighting	7-color RGB, 3 brightness levels
Battery Type	1 Lithium Ion (included)
Battery Capacity	500mAh
Charging Port	Type-C
Charging Time	2-3 hours
Usable Time	≥100 hours

9. WARRANTY AND SUPPORT

For warranty information or technical support, please refer to the contact details provided with your purchase or visit the official FUWANG website.