

Dell XPS 15 9520

Dell XPS 15 9520 15.6" FHD+ Business Laptop User Manual

1. PRODUCT OVERVIEW

The Dell XPS 15 9520 is a high-performance business laptop designed for demanding tasks and creative projects. It features a 15.6-inch FHD+ display, a powerful Intel 12th Gen i7-12700H processor, 32GB of DDR5 RAM, a 1TB SSD, and NVIDIA GeForce RTX 3050 dedicated graphics. This manual provides essential information for setting up, operating, maintaining, and troubleshooting your device.

MAKE IT MORE VIVID

15.6-inch FHD+
(1920 x 1200)
Non-Touch,
Anti-Glare, IPS,
500nits, 16: 10,
100% Adobe RGB,
InfinityEdge
display

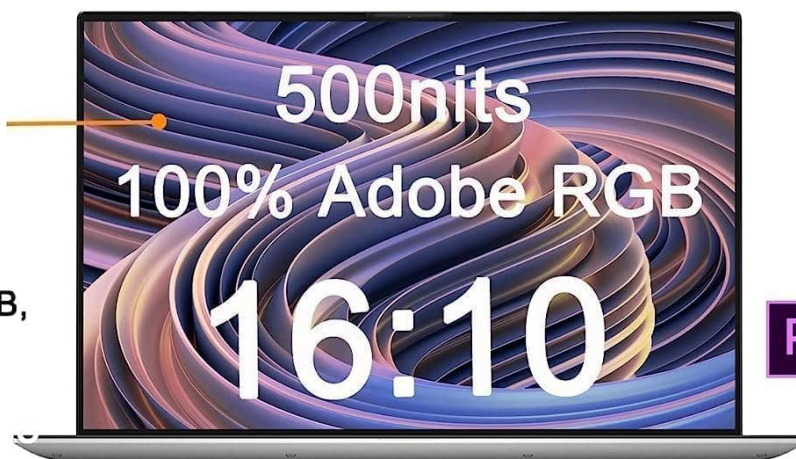


Image: Angled view of the Dell XPS 15 9520 laptop, highlighting its sleek design and vibrant display.

2. SETUP GUIDE

2.1 Unboxing and Initial Inspection

Carefully remove all components from the packaging. Verify that all items listed in the 'What's in the Box' section are present and undamaged. The package includes the Dell XPS 15 9520 Laptop, AC Adapter with Power Cord, User Manual, and an IST Computers SD Card.

2.2 Powering On Your Laptop

1. Connect the AC Adapter to the laptop's power port and then to a wall outlet.
2. Open the laptop lid. The system may power on automatically. If not, press the power button located on the top-right of the keyboard.
3. Follow the on-screen instructions to complete the Windows 11 Pro setup, including language selection, network connection, and user account creation.




Image: Top-down view of the Dell XPS 15 9520 laptop with the lid closed, showcasing its platinum silver finish.




Image: IST Computers SD Card in its retail packaging, included with the laptop.

3. OPERATING YOUR DELL XPS 15 9520

3.1 Keyboard and Touchpad

- **Backlit Keyboard:** The keyboard features backlighting for comfortable typing in low-light conditions. Adjust brightness using the function keys.
- **Fingerprint Reader:** For enhanced security and quick login, utilize the integrated fingerprint reader. Set it up through Windows Hello in your system settings.
- **Precision Touchpad:** The large touchpad supports multi-touch gestures for intuitive navigation. Refer to Windows settings for customization options.



Image: Top-down view of the Dell XPS 15 9520 laptop, showcasing the full-size backlit keyboard and large precision touchpad.

3.2 Display Features

The 15.6-inch FHD+ (1920 x 1200) InfinityEdge display offers a non-touch, anti-glare, IPS panel with 500 nits brightness and 100% Adobe RGB color coverage, providing stunning visuals for all your tasks.



Image: The Dell XPS 15 9520 laptop integrated into a creative workspace, demonstrating its capability for professional use with an external monitor.

3.3 Ports and Connectivity

Your laptop is equipped with a variety of ports for versatile connectivity:

- 2 x Thunderbolt 4 / USB4 40Gbps ports (with Power Delivery and DisplayPort)
- 1 x USB 3.2 Gen 2 Type-C port
- 1 x Headphone/microphone combo jack
- 1 x SD Card reader
- Intel Killer Wi-Fi 6 1675 (AX211) 2x2 for high-speed wireless internet
- Bluetooth 5.2 for connecting wireless accessories



Image: Side view of the Dell XPS 15 9520 laptop, illustrating the various connectivity ports available.



Image: Rear-side view of the Dell XPS 15 9520 laptop, highlighting additional ports and the sleek profile.

4. MAINTENANCE AND CARE

4.1 General Care

- Keep your laptop clean by gently wiping surfaces with a soft, lint-free cloth. Avoid harsh chemicals.
- Ensure proper ventilation by not blocking the air vents.
- Handle the laptop with care to prevent physical damage.

4.2 Battery Management

The Dell XPS 15 9520 features an impressive battery life and supports ExpressCharge and ExpressCharge Boost technologies for rapid charging. To maximize battery lifespan, avoid consistently draining the battery to 0% or keeping it at 100% for extended periods.

4.3 Software Updates

Regularly update your Windows 11 Pro operating system and Dell drivers to ensure optimal performance, security, and compatibility.

5. TROUBLESHOOTING

If you encounter issues with your Dell XPS 15 9520, consider the following basic troubleshooting steps:

- **No Power:** Ensure the AC adapter is securely connected to both the laptop and a working power outlet. Check the power indicator light.
- **Display Issues:** If the screen is blank, try adjusting the display brightness using the function keys. If using an

external monitor, ensure cables are connected correctly.

- **Performance Slowdown:** Close unnecessary applications, check for background processes, and ensure your system is up-to-date.
- **Connectivity Problems:** For Wi-Fi or Bluetooth issues, try restarting your router/modem or re-pairing Bluetooth devices.

For more complex issues, refer to the official Dell support website or contact customer service.

6. SPECIFICATIONS

Feature	Specification
Model Name	DELL XPS 15 9520
Processor	Intel Alder Lake Tetradeca-Core i7-12700H (2.3 GHz, up to 4.7 GHz, 14 cores, 20 Threads, 24 MB Cache)
RAM	32 GB DDR5 4800MHz
Storage	1 TB PCIe NVMe M.2 SSD
Graphics	NVIDIA GeForce RTX 3050 4GB GDDR6 Dedicated Graphics
Display	15.6-inch FHD+ (1920 x 1200) Non-Touch, Anti-Glare, IPS, 500nits, 16:10, 100% Adobe RGB, InfinityEdge
Operating System	Windows 11 Pro 64-bit
Wireless Connectivity	Intel Killer Wi-Fi 6 1675 (AX211) 2x2 + Bluetooth 5.2
Ports	2x Thunderbolt 4 / USB4 40Gbps, 1x USB 3.2 Gen 2 Type-C, Headphone/microphone combo jack, SD Card reader
Special Features	Backlit Keyboard, Fingerprint Reader, HD Audio, Anti-Glare Coating
Dimensions (LxWxH)	13.56 x 9.06 x 0.73 inches
Color	Platinum Silver

7. WARRANTY AND SUPPORT

Your Dell XPS 15 9520 comes with a one-year manufacturer's warranty. For upgraded memory or SSD components purchased from Issaquah Highlands Tech, a three-year warranty is provided for those specific upgrades. For technical support, warranty claims, or additional information, please visit the official Dell Support website or contact your retailer.

Dell Support: www.dell.com/support

