

PETLIBRO PLPM001

PETLIBRO Cove Pet Food Mat User Manual

Model: PLPM001

INTRODUCTION

Thank you for choosing the PETLIBRO Cove Pet Food Mat. This silicone mat is designed to provide a clean and safe feeding area for your beloved pets, protecting your floors from spills and messes. Made from high-quality, food-grade, BPA-free silicone, it offers durability, flexibility, and easy maintenance. This manual will guide you through the features, setup, usage, and care of your new pet food mat.

KEY FEATURES

- **BPA-free Food-grade Silicone:** Constructed from safe, odorless, and BPA-free silicone material, ensuring your pet's safety.
- **Versatile Sizing:** Available in multiple sizes (e.g., 22" x 16.5" for medium) to fit various pet feeders, fountains, bowls, and accessories, including PETLIBRO's own range.
- **Raised Edges for Spill Protection:** Features 0.59-inch (15mm) high raised edges to effectively contain spills, food residues, and water, keeping your floors clean.
- **Convenient Pocket Design:** Includes a side pocket (0.63-inch/16mm depth for medium mat) to effortlessly collect spilled food and water, simplifying cleanup.
- **Secure and Waterproof:** 100% waterproof design keeps floors dry and helps secure feeders or water fountains in place.
- **Heat Resistant and Dishwasher Safe:** Withstands temperatures up to 230°C (446°F) and is safe for dishwasher cleaning, making maintenance easy.
- **Flexible and Durable:** The silicone material is flexible for easy storage and travel, yet durable enough to resist bending or premature aging.

SETUP

Setting up your PETLIBRO Cove Pet Food Mat is straightforward:

1. Unroll the mat and place it on a flat, stable surface where your pet typically eats or drinks.
2. Ensure the area is clean and dry before placing the mat.

3. Position your pet's food bowls, water fountain, or automatic feeder directly on the mat. The mat's non-slip surface will help keep them in place.

Size That Always Fits Your Setup

The medium size perfectly accommodates our feeder and fountain



M: 22in*16.5in

Image: The PETLIBRO Cove Pet Food Mat (22"L x 16.5"W) perfectly accommodates a PETLIBRO feeder and fountain, demonstrating its ideal size for a complete feeding station.

OPERATING INSTRUCTIONS

The PETLIBRO Cove Pet Food Mat is designed for passive operation, providing a protective barrier against spills and messes during your pet's meal times.

- Allow your pet to eat and drink as usual. The raised edges of the mat will catch any spilled food or water, preventing it from reaching your floor.
- The integrated side pocket is designed to collect larger spills or residues, making it easier to dispose of them.

Easy Mess Collection

Lift to gather residue and water for effortless cleaning



Image: The mat's design facilitates easy mess collection, with spilled kibble contained by the raised edges and gathered towards the convenient side pocket.

MAINTENANCE AND CLEANING

Keeping your PETLIBRO Cove Pet Food Mat clean is essential for hygiene and product longevity. The mat is designed for easy cleaning:

- **Daily Cleaning:** For minor spills, simply wipe the mat clean with a damp cloth or sponge.
- **Deep Cleaning:** The mat is dishwasher safe. Place it on the top rack of your dishwasher for thorough cleaning.
- **Hand Washing:** Alternatively, you can hand wash the mat with warm soapy water.
- **Drying:** Allow the mat to air dry completely before placing it back on the floor.
- **Temperature Resistance:** The mat can withstand temperatures up to 230°C (446°F), ensuring durability even with hot water cleaning.

High Raised Edges For A Spotless Floor

Catch spills and keep floors clean for messy eaters




Image: The PETLIBRO Cove Pet Food Mat is dishwasher safe, allowing for effortless and hygienic cleaning. It can also be easily wiped or hand-washed.

TROUBLESHOOTING

While the PETLIBRO Cove Pet Food Mat is a simple and reliable product, here are some common considerations and solutions:

Issue	Possible Cause	Solution
Mat appears yellowish in low light.	This is a natural characteristic of the material in certain lighting conditions.	This is normal and does not affect product performance or safety.

Issue	Possible Cause	Solution
Mat is slipping on the floor.	Floor surface might be wet or oily, or the mat itself is not completely dry underneath.	Ensure both the floor and the underside of the mat are completely dry before placement. The mat has an anti-slip surface, but extreme conditions can affect grip.
Spills overflowing the mat.	Excessive liquid volume or pet is splashing aggressively.	While the mat has raised edges, it has a capacity limit. Clean up large spills promptly. Consider a larger mat size if spills are consistently excessive.

SPECIFICATIONS







Model Name	dog food mat
Model Number	PLPM001
Material	Silicone
Color	Ivory
Dimensions (Medium)	22"L x 16.5"W x 0.6"H (55.9cm L x 41.9cm W x 1.5cm H)
Raised Edge Height	0.59 inches (15mm)
Pocket Depth (Medium)	0.63 inches (16mm)
Item Weight	1.42 pounds (0.64 kg)
Heat Resistance	Up to 230°C (446°F)
Care Instructions	Machine Wash on Top Rack, Allow to Air Dry


WARRANTY AND CUSTOMER SUPPORT

Your PETLIBRO Cove Pet Food Mat is backed by a commitment to quality and customer satisfaction.

- **Warranty:** The PETLIBRO Pet Placemat is supported by a 12-month commitment to quality.
- **Customer Service:** If you encounter any product issues or have questions, please do not hesitate to contact the PETLIBRO Support Team. Contact information can typically be found in the original product packaging or on the official PETLIBRO website.



	<p>PETLIBRO Polar Wet Food Feeder User Manual PLAF109</p> <p>User manual for the PETLIBRO Polar Wet Food Feeder (Model PLAF109). Provides detailed instructions on setup, operation, app control, maintenance, specifications, and safety guidelines for optimal use.</p>
	<p>PETLIBRO ONE RFID Pet Feeder User Manual</p> <p>This comprehensive user manual for the PETLIBRO ONE RFID Pet Feeder (PLAF301) provides detailed instructions for setup, operation, app control, and maintenance, ensuring optimal and personalized feeding for pets.</p>
	<p>PETLIBRO ONE RFID Pet Feeder User Manual</p> <p>Comprehensive user manual for the PETLIBRO ONE RFID Pet Feeder (Model PLAF301), covering installation, operation, app control, care, maintenance, specifications, safety instructions, and warranty information for optimal pet feeding.</p>
	<p>PETLIBRO Automatic Cat Feeder User Manual (PLAF005/PLAF006) - Setup, Operation, and Care</p> <p>User manual for the PETLIBRO Automatic Cat Feeder (Model PLAF005/PLAF006), a 5L dry food dispenser designed for two cats or dogs. It features a splitter, two stainless steel bowls, a 10-second meal call, timer settings, and capacity for 50 portions across 6 meals per day. The manual covers safety guidelines, product overview, operation instructions, cleaning, and troubleshooting.</p>
	<p>PETLIBRO Polar Wet Food Feeder User Manual - Model PLAF109</p> <p>User manual for the PETLIBRO Polar Wet Food Feeder (Model PLAF109). Learn how to set up, operate, and maintain your automatic pet feeder for optimal pet nutrition and convenience. Includes specifications and safety information.</p>
	<p>PETLIBRO PLAF301 RFID Pet Feeder User Manual</p> <p>Comprehensive user manual for the PETLIBRO PLAF301 RFID Pet Feeder, covering installation, operation, app control, collar tag pairing, care, maintenance, specifications, safety instructions, and warranty information. Learn how to set up and use your automatic pet feeder for optimal pet feeding.</p>



[\[pdf\]](#) User Manual

User Manual Cove Pet Placemat PETLIBRO PLPM001 USER MANUAL v 1699431680 cdn shopify s files
1 0252 5197 1119 |||

...

lang: **score:26** filesize: 5.41 M page_count: 14 document date: 2023-11-08