

## Leatt 7.0 HydraDri Flat

# Leatt 7.0 HydraDri Flat Cycling Shoes User Manual

Model: 7.0 HydraDri Flat

## 1. INTRODUCTION

Thank you for choosing Leatt 7.0 HydraDri Flat Cycling Shoes. These shoes are engineered to provide optimal performance and protection in various cycling conditions, particularly in wet and challenging environments. This manual provides essential information for the proper use, care, and maintenance of your new cycling shoes.

## 2. SAFETY INFORMATION

Always ensure your shoes are properly fitted and secured before riding. Inspect shoes regularly for any signs of wear or damage that could affect performance or safety. Replace damaged shoes immediately. Ensure proper pedal compatibility if using with clipless pedals (though these are flat shoes, general safety applies).

## 3. PRODUCT FEATURES

- **HydraDri Membrane:** Features a 10K/10K HydraDri membrane for reliable all-weather performance, ensuring waterproof protection within the inner shoe construction.
- **Water/Dirt Resistant Gaiter:** An integrated gaiter provides additional protection against water and dirt ingress, keeping your feet drier and cleaner.
- **Durability:** Constructed with materials offering maximum tear, puncture, and abrasion resistance, designed for demanding cycling conditions.
- **Secure Closure:** Equipped with a snap closure system for a secure and adjustable fit.
- **Rubber Sole:** Durable rubber sole designed for optimal grip and pedal feel.



Figure 3.1: Front view of the Leatt 7.0 HydraDri Flat Cycling Shoes, showcasing the waterproof gaiter and overall design.

## 4. SETUP AND PREPARATION

---

1. **Unpacking:** Remove shoes from packaging and inspect for any shipping damage.
2. **Initial Fit:** Try on the shoes to ensure a comfortable and secure fit. Adjust the snap closure as needed.
3. **Gaiter Adjustment:** Ensure the integrated gaiter is positioned correctly around your ankle to maximize water and dirt resistance.

## 5. OPERATING AND USAGE

---

These shoes are designed for flat pedal cycling. Insert your foot, secure the snap closure for a snug fit, and ensure the gaiter is properly sealed. The rubber sole provides excellent grip on flat pedals. The HydraDri membrane offers protection in wet conditions, making them suitable for all-weather riding.



Figure 5.1: Side view of the Leatt 7.0 HydraDri Flat Cycling Shoes, highlighting the HydraDri branding and robust construction.

## 6. MAINTENANCE

---

- **Cleaning:** After each ride, especially in muddy or wet conditions, clean the shoes with a damp cloth. For stubborn dirt, use a soft brush and mild soap. Avoid harsh chemicals or abrasive cleaners.
- **Drying:** Allow shoes to air dry naturally at room temperature. Do not expose to direct heat sources like radiators or direct sunlight, as this can damage materials and waterproof membranes.
- **Storage:** Store shoes in a cool, dry place away from direct sunlight when not in use.
- **Inspection:** Periodically check the sole, upper, and closure system for wear, tears, or damage.





Figure 6.1: View of the rubber sole of the Leatt 7.0 HydraDri Flat Cycling Shoes, showing the tread pattern designed for grip.

## 7. TROUBLESHOOTING

---

- **Water Leakage:** Ensure the gaiter is properly positioned and sealed. Check for any tears or punctures in the shoe's upper material. If damage is present, repair or replace the shoes.
- **Poor Grip:** Clean the sole to remove any accumulated dirt or debris. Inspect the sole for excessive wear. If the tread is significantly worn, the shoes may need replacement.

- **Discomfort:** Ensure the shoes are the correct size and fit. Adjust the closure system to avoid over-tightening. Consider using appropriate cycling socks.



## 8. SPECIFICATIONS

Feature	Detail
Model	7.0 HydraDri Flat
Brand	Leatt
Waterproofing	10K/10K HydraDri membrane
Outer Material	Rubber
Sole Material	Rubber
Closure Type	Snap
Department	Women's (Note: Product is listed under Men's Cycling Shoes category, but specifications indicate 'womens' department.)
Origin	Made in USA or Imported

## 9. WARRANTY AND SUPPORT

For warranty information and customer support, please refer to the official Leatt website or contact your authorized Leatt dealer. Keep your proof of purchase for any warranty claims. Specific warranty terms and conditions may vary by region.

### Related Documents - 7.0 HydraDri Flat


	<a href="#">Leatt MTB ALLMTN 3.0 Helmet User Guide</a> Comprehensive guide for the Leatt MTB ALLMTN 3.0 Helmet, covering safety, fitting, maintenance, and warranty information for cyclists.
	<a href="#">Leatt MTB Urban 1.0 Helmet: Safety, Fitting, and Care Guide</a> Comprehensive user manual for the Leatt MTB Urban 1.0 Helmet (LT1907). Learn about safety features, proper fitting, cleaning, maintenance, and warranty information for this protective cycling gear.





[Leatt 4.5 EVO Chest Protector User Manual and Specifications](#)

Detailed user manual and technical specifications for the Leatt 4.5 EVO Chest Protector, including protection details, sizing, usage instructions, and warranty information.



[Leatt Corporation Consolidated Financial Statements Q2 2025](#)

Consolidated financial statements for Leatt Corporation for the three and six months ended June 30, 2025, including balance sheets, statements of operations, and cash flows.



[Leatt Vizion 3.5 Iriz Goggles: User Manual and Care Guide](#)

Comprehensive guide to the Leatt Vizion 3.5 Iriz Goggles, covering features, fitment, care, and maintenance for optimal performance and safety. Includes detailed information on lens technology and proper usage.



[Leatt Vizion 3.5 Goggles: User Manual and Specifications](#)

Comprehensive guide to Leatt Vizion 3.5 goggles, including Roll-Off and Iriz models. Features, safety standards (EN 1938:2010), and care instructions for off-road and motocross use.