

## Baseus PPWPQ10-20

# Baseus Magsafe Portable Charger User Manual

Model: PPWPQ10-20 | Brand: Baseus

## PRODUCT OVERVIEW

The Baseus Magsafe Portable Charger is a versatile 10,000mAh power bank designed for efficient and convenient charging of your mobile devices. Featuring Qi2 certification for 15W wireless charging, dual wired charging ports (22.5W USB-A and 20W USB-C), and strong magnetic attachment, it ensures your devices stay powered throughout the day. Its compact and lightweight design makes it an ideal companion for travel and daily use.



Figure 1: Baseus Magsafe Portable Charger (Qi2 10000mAh Black)

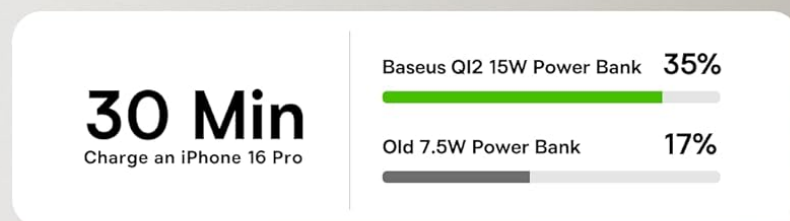
## KEY FEATURES

### Qi2 Certified 15W Wireless Charging

Experience authentic 15W high-speed wireless charging, twice as fast as older 7.5W Qi standard chargers. This ensures rapid power delivery, charging compatible iPhones from 0 to 35% in just 30 minutes. The Qi2 official certification (Qi2 ID: QI-22047) guarantees seamless compatibility with Mag-Safe enabled devices.

# Qi2 Certified 15W Fast Charging

2X Faster Charging than Old 7.5W Power Bank



\*Data based on internal lab testing.

Figure 2: Visual representation of Qi2 15W fast wireless charging speed.

## Dual Fast Charging Ports

Unlike many single-port battery packs, this charger features two wired output ports: one 22.5W USB-A port and one 20W USB-C port. This allows for simultaneous wired charging of up to two devices, offering versatile charging options for phones, tablets, and other gadgets.

# 2-Port Magnetic Power Bank

Double Charging Efficiency



Figure 3: Illustration of simultaneous charging using both USB-A and USB-C ports.

## Magnetic Snap & Go

The charger utilizes the Qi2 standard's Magnetic Power Profile, ensuring precise alignment with iPhone 12 and later models. Strong 2.5lb magnets provide a firm attachment, preventing misalignment, reducing heat generation, and potentially extending battery life. Its compact size allows it to easily fit into your pocket.

# Extra Power for Your Phone

10000mAh Keep Devices Going Non-Stop

10000mAh



Airline  
Approved



iPhone 16

**1.8** Charges



iPhone 16  
Pro Max

**1.3** Charges

Figure 4: Depiction of the strong magnetic force ensuring secure attachment to a phone.

## 10,000mAh All-Day Power

With a 10,000mAh capacity, this portable battery can charge an iPhone 15 or Samsung S24 approximately 1.8 times. It provides multiple charges throughout the day and is approved for air travel, making it suitable for business trips, vacations, and outdoor activities.



# 11N Strong Magnetic Force

Charge Effortlessly Anytime




Figure 5: The 10,000mAh capacity provides extended power for mobile devices.

## Low-Current Mode & Safety Protections

Equipped with a low-current mode (double press and hold power button to activate, short press to exit), this charger is perfect for smaller devices like AirPods, earbuds, and electric toothbrushes, ensuring precise power delivery without overcharging. Built-in 9-layer digital protections and exact algorithms guarantee charging safety.

## Always in Safety

Smart Digital Chip with Real-Time Monitoring for Safe Charging All the Way





Figure 6: Visual representation of the comprehensive safety features.

## SETUP

### Initial Charging of the Power Bank

Before first use, fully charge your Baseus Magsafe Portable Charger. Connect the provided USB-C to USB-C cable to the power bank's USB-C port and to a compatible USB power adapter (not included). The battery indicator lights on the side will illuminate to show charging progress. All four lights will be solid when fully charged.

### Battery Indicator Lights

The power bank features LED indicator lights to show the remaining battery level and charging status. Press the power button once to check the current battery level.


- **Four solid lights:** 75-100% charged
- **Three solid lights:** 50-75% charged
- **Two solid lights:** 25-50% charged
- **One solid light:** 0-25% charged

## Charging at a Glance

Smart Charging Breathing Light Provides Information You Need



Wireless Charging Indicator



Battery Indicator Light




Figure 7: Battery and wireless charging indicator lights.

## OPERATING INSTRUCTIONS

### Wireless Charging (MagSafe Compatible)

1. Ensure your device is MagSafe compatible (iPhone 12 or later recommended).

2. Align the back of your MagSafe-enabled iPhone with the magnetic charging area of the power bank. The magnets will snap into place, and charging will begin automatically.
3. The wireless charging indicator light on the power bank will illuminate to confirm active wireless charging.

## Wired Charging

1. Connect your device's charging cable to either the USB-A (22.5W) or USB-C (20W) output port on the power bank.
2. Connect the other end of the cable to your device. Charging will commence automatically.
3. To charge two devices simultaneously, use both the USB-A and USB-C ports. Note that wireless and wired charging cannot be used simultaneously.

## Low-Current Mode

For charging low-power devices (e.g., smartwatches, earbuds), activate the low-current mode:

1. Double press and hold the power button on the side of the power bank.
2. The indicator lights will change to confirm low-current mode is active.
3. To exit low-current mode, short press the power button again.

Your browser does not support the video tag. This video demonstrates the Baseus Airpow II Qi2 Magsafe Power Bank (10KmAh) in action, showcasing its magnetic attachment and charging capabilities.

Video 1: Baseus Airpow II Qi2 Magsafe Power Bank (10KmAh) - Official Seller Video

Your browser does not support the video tag. This video highlights how to stay powered on-the-go with the 10000mAh Baseus Qi2 MagSafe Power Bank, demonstrating its portability and ease of use.

Video 2: Stay Powered On-the-Go with the 10000mAh Baseus Qi2 MagSafe Power Bank! - Official Seller Video

Your browser does not support the video tag. This video provides a real experience demonstration of the Baseus Airpow Qi2 Magsafe Portable Charger, showing its practical application.

Video 3: Real experience of Baseus Airpow Qi2 Magsafe Portable Charger - Official Seller Video

## MAINTENANCE

- Keep the power bank away from extreme temperatures, direct sunlight, and liquids.
- Clean the surface with a soft, dry cloth. Do not use harsh chemicals or abrasive materials.
- Store in a cool, dry place when not in use.
- Avoid dropping or subjecting the power bank to strong impacts.

## TROUBLESHOOTING

- **Device not charging:** Ensure the power bank is charged. For wireless charging, check device alignment and MagSafe compatibility. For wired charging, ensure cables are securely connected.
- **Slow charging:** Verify that your device supports fast charging. For wireless charging, ensure proper alignment. For wired charging, use high-quality cables and a compatible power adapter.
- **Overheating:** While the charger is designed to minimize heat, excessive heat can occur with misalignment during wireless charging or in hot environments. Ensure proper alignment and use in a well-ventilated area. If overheating persists, discontinue use and contact support.
- **Indicator lights not working:** Try charging the power bank. If the issue persists, contact customer service.

## SPECIFICATIONS



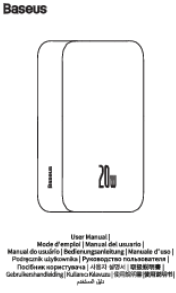



Feature	Specification
Model Number	PPWPQ10-20
Battery Capacity	10,000 Milliamp Hours
Wireless Charging Output	15W (Qi2 Certified)
USB-A Output	22.5W Max
USB-C Output/Input	20W Max
Product Dimensions	4.4 x 0.74 x 2.75 inches
Item Weight	7.4 ounces
Color	Black



WARRANTY & SUPPORT

The Baseus Magsafe Portable Charger comes with a **2-year warranty**. For any product problems, technical support, or customer service inquiries, please contact Baseus customer service. Even if the return window is closed, we are committed to resolving your issues in a timely manner.

A detailed User Manual (PDF) is also available for download:[Download User Manual \(PDF\)](#)

Related Documents - PPWPQ10-20

	<p><a href="#">Baseus Magnetic Mini Wireless Fast Charge Power Bank 20000mAh 20W User Manual</a></p> <p>User manual for the Baseus Magnetic Mini Wireless Fast Charge Power Bank 20000mAh 20W. This document provides safety instructions, product parameters, operating instructions, and troubleshooting tips for the power bank.</p>
	<p><a href="#">Baseus Palm CCZC20CE 20W USB-C Greitasis Įkroviklis: Trumpas Pradžios Vadovas</a></p> <p>Vadovas su naudojimo instrukcijomis, techniniais parametrais ir garantijos sąlygomis Baseus Palm CCZC20CE 20W USB-C greitajam įkrovikliui. Sužinokite, kaip saugiai ir efektyviai naudoti jūsų Baseus įkroviklį.</p>
	<p><a href="#">Baseus GaN Dual USB-C Power Bank 45W 10000mAh   Product Overview and Specifications</a></p> <p>Detailed overview of the Baseus GaN Dual USB-C Power Bank 45W 10000mAh (PPNLD-G02). Learn about its GaN technology, dual USB-C ports, 45W fast charging capabilities, 10000mAh capacity, and specifications for efficient portable power.</p>
	<p><a href="#">Baseus PicoGo AM41 10000mAh Magnetic Wireless Power Bank Quick Start Guide</a></p> <p>Learn how to use the Baseus PicoGo AM41 10000mAh magnetic wireless power bank with 27W PD fast charging. This guide covers product overview, features, charging methods, specifications, and important precautions for your Qi2 certified device.</p>

<div><div>Baseus</div><div></div><div>Baseus Bipow Pro Digital Display Fast Charge Power Bank 10000mAh 20W</div><div>User Manual</div><div><small>Please read this user manual carefully before use and keep it for future reference.</small></div></div>	<div><a href="#">Baseus Bipow Pro 10000mAh 20W Power Bank User Manual &amp; Specifications</a></div> <div>Comprehensive user manual for the Baseus Bipow Pro 10000mAh 20W fast charge power bank. Includes product specifications, usage instructions, safety guidelines, and compliance information.</div>
<div></div>	<div><a href="#">Baseus VCKX65C-X 65W USB-A USB-C Car Charger User Manual</a></div> <div>Official user manual for the Baseus VCKX65C-X, a 65W dual-port (USB-A and USB-C) car charger. Learn about product features, specifications, and usage for fast charging in vehicles.</div>