

[Manuals.plus](#) /

> [ORYMUSE](#) /

> ORYMUSE 200 Bottle Dual Zone Wine Fridge (Model HXYC510B) User Manual

ORYMUSE HXYC510B

ORYMUSE 200 Bottle Dual Zone Wine Fridge (Model HXYC510B) User Manual

Model: HXYC510B

1. IMPORTANT SAFETY INFORMATION

Please read all instructions carefully before using your ORYMUSE wine fridge. Retain this manual for future reference. Failure to follow these safety instructions may result in fire, electric shock, or injury.

- Ensure the appliance is properly grounded.
- Do not operate the appliance with a damaged power cord or plug.
- Keep ventilation openings clear of obstructions.
- Do not use mechanical devices or other means to accelerate the defrosting process, other than those recommended by the manufacturer.
- Do not damage the refrigerant circuit.
- Do not use electrical appliances inside the storage compartments of the appliance, unless they are of the type recommended by the manufacturer.
- Unplug the appliance before cleaning or performing maintenance.
- This appliance is not intended for use by persons (including children) with reduced physical, sensory or mental capabilities, or lack of experience and knowledge, unless they have been given supervision or instruction concerning use of the appliance by a person responsible for their safety.
- Children should be supervised to ensure that they do not play with the appliance.
- After receiving the machine, please leave it for more than 24 hours before starting the machine to allow refrigerants to settle.

2. PRODUCT OVERVIEW

The ORYMUSE 200 Bottle Dual Zone Wine Fridge is designed for optimal wine preservation, offering advanced cooling technology and flexible storage. This unit can be installed as a freestanding appliance or built into cabinetry.

Key Features:

- **Dual Zone Temperature Control:** Separate temperature zones for different wine types. Upper zone: 40-55°F (5-13°C), Lower zone: 55-65°F (13-18°C).
- **Beechwood Shelves:** 15 sturdy beechwood shelves designed to accommodate up to 200 standard Bordeaux (750 ml, thickness ≤ 2.75") wine bottles.
- **Advanced Compressor Cooling:** Ensures rapid, powerful, and stable cooling with low noise operation (<40dB).
- **Circulation System:** Internal upper and lower zone air circulation for even temperature and humidity distribution.
- **Intelligent Temperature Memory:** Restores the last set temperature after a power interruption.
- **Double-Layer Tempered Glass Door:** Provides insulation against external temperature fluctuations and UV rays, enhancing wine preservation and energy efficiency.
- **Safety Lock:** Secures your wine collection.
- **Touch Control Panel:** Easy and precise temperature adjustments.
- **LED Lighting:** Soft blue LED ambient lighting for visibility.




Image: Front view of the ORYMUSE 200 Bottle Dual Zone Wine Fridge, showcasing its full height and glass door.




Image: The ORYMUSE 200 Bottle Dual Zone Wine Fridge integrated into a modern kitchen, highlighting its professional appearance.

3. SETUP AND INSTALLATION

Unpacking and Placement:

1. Carefully remove all packaging materials.
2. Inspect the appliance for any shipping damage. If damage is found, contact your retailer immediately.
3. Place the wine fridge on a flat, stable surface. Ensure there is adequate ventilation around the unit.
4. Allow the appliance to stand upright for at least 24 hours before plugging it in. This allows the refrigerant to settle, preventing potential damage to the cooling system.

Installation Type:

This wine fridge is designed for both freestanding and built-in installation. The front ventilation design allows for flexible placement.

- **Freestanding:** No special installation is required. Ensure sufficient space for air circulation around the back and sides.
- **Built-in:** The unit can be seamlessly integrated into kitchen cabinetry. Ensure proper clearance for front ventilation and access for maintenance. Refer to the detailed dimensions in the Specifications section for precise cabinet opening requirements.



Image: Diagram illustrating both freestanding and built-in installation options for the wine fridge, showing its adaptability.

Leveling the Appliance:

Adjust the leveling legs at the bottom of the unit to ensure it is perfectly level. This is crucial for proper door sealing and efficient operation.

Power Connection:

Plug the appliance into a dedicated, grounded electrical outlet. Do not use extension cords or adapter plugs.

4. OPERATING INSTRUCTIONS

Control Panel Overview:

Easy Operation Smart Touch



Image: Close-up of the smart touch control panel, showing buttons for LED light, temperature unit switch, zone switch, temperature display, and power. The wine fridge features an intuitive smart touch control panel for easy operation.

- **Power ON/OFF Button:** Press to turn the unit on or off.
- **Temperature Up/Down Arrows:** Use to adjust the desired temperature for the selected zone.
- **Temperature Zone Switch:** Press to switch between the upper and lower cooling zones for temperature adjustment.
- **°C/°F Switch:** Toggles the temperature display between Celsius and Fahrenheit.
- **LED Light Control:** Activates or deactivates the internal LED lighting.

Setting Temperature:

1. Press the **Temperature Zone Switch** to select either the upper or lower zone. The display for the selected zone will flash.
2. Use the **Temperature Up** or **Down** arrows to set your desired temperature.
3. The temperature will automatically set after a few seconds of inactivity.

Recommended Temperature Ranges:

- **Upper Zone:** 40-55°F (5-13°C) - Ideal for white wines, sparkling wines, and champagne.
- **Lower Zone:** 55-65°F (13-18°C) - Ideal for red wines.



200 Bottles Dual Zone Wine Fridge

Ideal for diverse wine collections and professional-grade storage

Upper Zone: 40-55°F (5-13°C)

Wine Type	Temperature Range (°C)	Temperature Range (°F)
Dry White Wine	7-10°C	45-50°F
Semi-Sweet Win	9-12°C	48-54°F
Semi-Dry White Wine	8-12°C	46-54°F
Sparkling/Champagne	4-8°C	39-46°F

Lower zone: 55-65°F (13-18°C)

Wine Type	Temperature Range (°C)	Temperature Range (°F)
Dry Red Wine	12-16°C	54-61°F
Pinot Noir	14-16°C	57-61°F
Brandy	15-18°C	59-64°F
Semi-Dry Red Wine	12-16°C	54-61°F

Image: Visual guide showing recommended temperature settings for different types of wine in the upper and lower zones.

Temperature Memory Function:

In the event of a power outage, the intelligent temperature memory function will automatically restore the last set temperature once power is re-established, ensuring your wines remain undisturbed at optimal conditions.

Loading Wine Bottles:

The beechwood shelves are designed for standard 750ml Bordeaux bottles. For optimal air circulation and to prevent damage, avoid overcrowding the shelves. Ensure bottles are placed securely to prevent rolling.



Image: Close-up of the wine fridge interior, showing bottles resting on the beechwood shelves.

5. MAINTENANCE

Cleaning the Interior:

1. Always unplug the appliance before cleaning.
2. Remove all bottles and shelves.
3. Wash the interior surfaces with a solution of warm water and mild baking soda (2 tablespoons of baking soda to 1 quart of water).
4. Rinse thoroughly and wipe dry with a clean, soft cloth.
5. Clean the removable shelves with a mild detergent solution, rinse, and dry completely before returning them to the unit.

Cleaning the Exterior:

- Wipe the exterior with a soft cloth dampened with soapy water.
- For stainless steel surfaces, use a non-abrasive stainless steel cleaner.
- Do not use harsh chemicals, abrasive cleaners, or scouring pads, as they can damage the finish.

Defrosting:

The ORYMUSE wine fridge features an automatic defrost system, eliminating the need for manual defrosting. Any accumulated frost will melt and evaporate automatically.

Power Interruption:

Most power failures are corrected within a few hours and should not affect the temperature of your appliance if you minimize the number of times the door is opened. For longer power failures, consider placing dry ice in the upper part of your unit.

6. TROUBLESHOOTING GUIDE

Before contacting customer service, please review the following common issues and solutions:

Problem	Possible Cause	Solution
---------	----------------	----------

Problem	Possible Cause	Solution
Appliance does not operate.	Not plugged in; circuit breaker tripped; power outage.	Ensure plug is secure; check circuit breaker; verify power supply.
Temperature is not cold enough.	Door not closed properly; frequent door openings; warm items added; poor ventilation; direct sunlight.	Check door seal; minimize door openings; allow new items to cool; ensure proper clearance; relocate unit away from heat sources.
Excessive vibration.	Appliance is not level.	Adjust leveling legs to ensure the unit is stable.
Noise from the unit.	Normal operating sounds (compressor, fan); loose parts.	These sounds are normal. If unusual noises occur, check for loose items inside or outside the unit.
Door does not close properly.	Appliance not level; gasket dirty or damaged; shelves out of position.	Level the unit; clean or replace gasket; ensure shelves are correctly inserted.

7. SPECIFICATIONS

Feature	Detail
Model Name	HXYC510B
Brand	ORYMUSE
Product Dimensions (D x W x H)	27.17"D x 23.54"W x 76.78"H
Capacity	16 Cubic Feet (approx. 200 standard bottles)
Installation Type	Built-In or Freestanding
Cooling Method	Compressor
Upper Zone Temperature Range	40-55°F (5-13°C)
Lower Zone Temperature Range	55-65°F (13-18°C)
Number of Shelves	15 (Beechwood)
Defrost System	Automatic
Voltage	115 Volts
Annual Energy Consumption	258 Kilowatt Hours Per Year
Noise Level	<40dB
Lock Type	Key
Refrigerant	R-600A
Certifications	DOE, ETL

ORYMUSE

Crafting Quality, Delivering Excellence

200 Bottles

Large Capacity Built-in or Freestanding Wine Fridge

Dimension: 76.78" H × 27.16" D × 23.54" W	Weight: 231.5 lbs
Power: 115V~60HZ	Watts: 150W
Certification: ETL, DOE	Noise: ≤40dB



750 ml

Up To 200 Bottles




Image: Diagram showing the dimensions (height, depth, width) and key specifications of the wine fridge, including bottle capacity.

8. WARRANTY INFORMATION

The ORYMUSE 200 Bottle Dual Zone Wine Fridge (Model HXYC510B) comes with a manufacturer's warranty for **1 year from the date of purchase**. This warranty covers defects in materials and workmanship under normal use.

Please retain your proof of purchase for warranty claims. The warranty does not cover damage resulting from misuse, accident, alteration, neglect, or unauthorized repair.

9. CUSTOMER SUPPORT

For any questions, technical assistance, or warranty claims, please contact ORYMUSE customer support.

- **Online Support:** Visit the official ORYMUSE website for FAQs and support resources.
- **Email:** Refer to your purchase documentation for specific contact email.
- **Phone:** Refer to your purchase documentation for specific contact number.

When contacting support, please have your model number (HXYC510B) and proof of purchase readily available.

