

Kärcher 1.286-908.0

Kärcher Commercial Electric Pressure Washer HD 3.5/30-4S Ea Instruction Manual

Model: 1.286-908.0 | Brand: Kärcher

1. INTRODUCTION

This manual provides essential information for the safe and efficient operation, maintenance, and troubleshooting of your Kärcher Commercial Electric Pressure Washer HD 3.5/30-4S Ea. Please read this manual thoroughly before using the appliance for the first time and observe all safety instructions.

The Kärcher HD 3.5/30-4S Ea is a robust, three-phase cold water pressure washer designed for demanding tasks in construction, agriculture, forestry, and industrial facilities. Its upright design enhances maneuverability and reduces storage space.



Figure 1: Kärcher Commercial Electric Pressure Washer HD 3.5/30-4S Ea. This image shows the complete pressure washer unit from a front-side angle, highlighting its compact, upright design and large wheels.

Your browser does not support the video tag.

Video 1: Kärcher Brand Mission. This video outlines Kärcher's commitment to supporting individuals and communities in achieving their goals through innovative cleaning solutions, emphasizing the brand's dedication to quality and a clean world.

2. SAFETY INFORMATION

General Safety Warnings:

- Always wear appropriate personal protective equipment (PPE), including safety glasses, hearing protection, and protective footwear.
- Never direct the water jet at people, animals, electrical equipment, or the appliance itself. High-pressure jets can be dangerous if misused.
- Ensure the appliance is connected to a properly grounded power outlet.
- Do not operate the pressure washer if the power cord or other essential parts are damaged.
- Keep children and pets away from the operating area.
- Disconnect the power supply before performing any cleaning, maintenance, or when leaving the machine unattended.

Electrical Safety:

- The appliance is equipped with a pressure switch control that turns off the pump when the trigger is released.
- An electronic monitoring system protects the motor and pump from overload.

3. PRODUCT OVERVIEW AND FEATURES

The Kärcher HD 3.5/30-4S Ea is engineered for durability and ease of use in demanding environments. Key features include:

- **Robust Construction:** Heavy-duty steel frame and large diameter, tubed pneumatic tires for maximum mobility.
- **Powerful Motor:** Low-speed, 4-pole, water-cooled motor for quiet operation and extended service life.
- **Durable Pump:** Three-piston axial pump with detergent-resistant brass cylinder head and ceramic pistons, protected by a pressure switch and overflow valve.
- **EASY!Force Trigger Gun:** Designed for comfort, requiring less effort to hold and operate, with a servopress controller for convenient pressure and water flow adjustment.
- **Integrated Detergent Tank:** 1.5-gallon capacity for continuous detergent application.
- **Accessory Storage:** Separate nozzle compartment for organized storage.



AT A GLANCE

- Low-speed, 4-pole, air-cooled motor provides max. 3000 PSI
- Built to handle tough cleaning jobs in commercial settings
- Built-in motor protection
- Ideal for construction, agricultural or forestry sectors
- Single-phase unit features ground-fault circuit interrupter
- EASY!Force technology avoids strain on your hands

Figure 2: At a Glance Features. This image highlights key specifications such as the 3000 PSI output, suitability for commercial settings, motor protection, and EASY!Force technology.

HD 3.5/30-4S EA FEATURES



Figure 3: HD 3.5/30-4S Ea Features. A detailed diagram pointing out components like the EASY!Force & Servo Control Pressure Gun, telescopic handle, 41-inch spray lance, 50-foot EASY!Lock hose with ANTI!Twist connection, 2 power nozzles, and flat-free tires.



Low-speed, 4-pole, air-cooled motor runs quieter and cooler than conventional motors.

Figure 4: Motor and Pump Assembly. A close-up view of the internal components, including the low-speed, 4-pole, air-cooled motor and the robust three-piston axial pump with brass cylinder head and stainless valves.

4. SETUP AND ASSEMBLY

Your Kärcher pressure washer requires minimal assembly. Follow these steps for initial setup:

1. **Unpack Components:** Carefully remove all parts from the packaging. Verify all components listed in the packing list are present.
2. **Attach Handle:** Secure the push handle to the main unit using the provided fasteners. Ensure it is adjusted to a comfortable height.
3. **Connect High-Pressure Hose:** Attach the 50-foot EASY!Lock high-pressure hose to the pump outlet and the EASY!Force trigger gun. Ensure connections are secure to prevent leaks.
4. **Connect Water Supply:** Connect a garden hose (not included) to the water inlet of the pressure washer. Ensure the water supply is clean and free of debris.
5. **Install Spray Lance and Nozzle:** Attach the 41-inch spray lance to the trigger gun. Select the appropriate power

nozzle for your task and securely attach it to the spray lance.

6. **Fill Detergent Tank (Optional):** If using detergent, fill the 1.5-gallon integrated tank with Kärcher-approved pressure washer detergent.
7. **Connect Power:** Plug the 35-foot power cord into a grounded electrical outlet. Ensure the outlet meets the power requirements of the unit.

Before starting, ensure all connections are tight and there are no kinks in the hoses.

5. OPERATION

Operating your Kärcher pressure washer involves a few simple steps to achieve effective cleaning:

1. **Start-up:** Turn on the water supply completely. Squeeze the trigger gun to purge air from the system until a steady stream of water emerges. Then, turn on the pressure washer's power switch.
2. **Nozzle Selection:** Choose the appropriate nozzle for your cleaning task.
 - **High-Pressure Nozzles:** For tough dirt and stubborn stains (e.g., 15° or 25°).
 - **Low-Pressure/Detergent Nozzle:** For applying cleaning solutions (e.g., Soap nozzle).
3. **Cleaning Technique:** Hold the spray lance at a safe distance from the surface to be cleaned. Start with a wider spray pattern and gradually move closer if more aggressive cleaning is needed. Use overlapping strokes to ensure even cleaning.
4. **Detergent Application:** If using detergent, ensure the detergent tank is filled. Select the low-pressure/detergent nozzle. The pressure washer will automatically mix detergent with water. Apply detergent to the dry surface, allow it to soak for a few minutes (do not let it dry), then switch to a high-pressure nozzle for rinsing.
5. **Adjusting Pressure/Flow:** Use the servopress controller on the EASY!Force trigger gun to adjust pressure and water flow rate as needed for different surfaces and cleaning requirements.
6. **Shut-down:** Turn off the pressure washer's power switch. Turn off the water supply. Squeeze the trigger gun to release any remaining pressure in the system. Disconnect the water supply and high-pressure hose.



**The Kärcher HD 3.5/30-4 S Ea delivers
max. 3000 PSI/3.5 GPM.**

Figure 5: Cleaning an Excavator. An operator uses the Kärcher pressure washer to effectively clean heavy machinery, demonstrating its power for industrial applications.



It's ideal for tough jobs in the forestry, construction, and agricultural sectors as well as industrial and municipal areas.

Figure 6: Industrial Floor Cleaning. This image shows the pressure washer being used to clean a large floor area in a commercial or agricultural setting, highlighting its efficiency for wide surfaces.

6. MAINTENANCE

Regular maintenance ensures the longevity and optimal performance of your pressure washer:

- **After Each Use:**

- Flush the system with clean water to remove any detergent residue.
- Clean the nozzles to prevent clogging.
- Wipe down the exterior of the unit with a damp cloth.

- **Monthly/Seasonal:**

- Check the high-pressure hose for any signs of wear, cuts, or leaks. Replace if damaged.
- Inspect the water inlet filter and clean if necessary.
- For prolonged storage, especially in freezing temperatures, drain all water from the pump and hoses or use a

pump protector.

- **Detergent Tank:** Clean the detergent tank regularly to prevent buildup and ensure proper function.

7. TROUBLESHOOTING

Common Issues and Solutions

Problem	Possible Cause	Solution
No pressure or low pressure	Insufficient water supply Air in the pump Clogged nozzle Damaged pump seals	Ensure full water flow to the unit. Purge air by squeezing trigger with power off until steady water flow. Clean or replace nozzle. Contact Kärcher service.
Motor stops during operation	Overload protection activated Power supply issue	Allow motor to cool down. Check for blockages. Check power cord and outlet.
Water leaks	Loose connections Damaged O-rings or seals	Tighten all hose and nozzle connections. Inspect and replace damaged O-rings or seals.

8. SPECIFICATIONS

Kärcher HD 3.5/30-4S Ea Technical Data

Feature	Value
Brand	Kärcher
Model Number	1.286-908.0
Power Source	Electric
Maximum Pressure	3000 PSI
Maximum Flow Rate	3.5 Gallons Per Minute (GPM)
Detergent Tank Volume	1.5 Gallons
Hose Length	50 Feet
Power Cord Length	35 Feet
Item Weight	165.3 Pounds
Product Dimensions	22"L x 20"W x 43"H
UPC	886622015888

9. WARRANTY AND SUPPORT





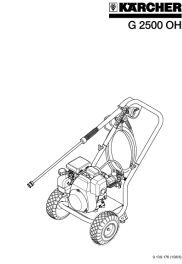
For detailed warranty information and customer support, please refer to the official Kärcher website or contact their

customer service directly. Keep your purchase receipt as proof of purchase for warranty claims.

Kärcher Customer Support:

- Visit the [Kärcher Store on Amazon](#) for product information and accessories.
- Refer to the product packaging for specific warranty terms applicable to your region.

Related Documents - 1.286-908.0

	<p>Kärcher LFT CAGE 4.0/40 Ge Commercial Hot Water Pressure Washer</p> <p>Discover the Kärcher LFT CAGE 4.0/40 Ge, a powerful commercial hot water pressure washer with superior cleaning force. This guide details its features, specifications, and accessories, highlighting its efficient burner system, durable construction, and user-friendly design for demanding cleaning tasks.</p>
	<p>Kärcher HD 3101 DR Commercial Cold Water Gasoline High-Pressure Washer</p> <p>Information on the Kärcher HD 3101 DR, a German-engineered, high-performance commercial cold water gasoline high-pressure washer. Features include a 9.0 HP Robin/Subaru engine, 3100 PSI operating pressure, 3.1 GPM water volume, and industrial-grade accessories.</p>
	<p>Kärcher HDS 5.0/30 Ed Commercial Pressure Washer Operator's Manual</p> <p>This Kärcher HDS 5.0/30 Ed Operator's Manual provides comprehensive instructions for safe operation, installation, maintenance, troubleshooting, and repair of the HDS 5.0/30 Ed and HDS 650 commercial pressure washers. Learn about proper fuel, detergent use, and essential safety precautions to ensure optimal performance and longevity of your Kärcher equipment.</p>
	<p>Kärcher K2300PS Electric Pressure Washer Operator Manual</p> <p>This operator manual provides essential information for the Kärcher K2300PS Electric Pressure Washer, including safety instructions, intended use, assembly, operation, and maintenance. Learn how to use accessories and detergents safely and effectively.</p>
	<p>Kärcher G 2500 OH High Pressure Washer Operator Manual</p> <p>Operator manual for the Kärcher G 2500 OH high pressure washer, detailing assembly, operation, safety precautions, cleaning tips, and troubleshooting procedures.</p>




[\[pdf\]](#) Datasheet Borchure

HD Super Class Pressure Washer Brochure Kärcher pressure washer cold water electric powered North America 1 286 908 0 PI en US s1 kaercher media documents datasheets machines |||

NON-STOP CLEANING FOR TOUGH JOBS. Electric-powered cold water pressure washer. PROFESSIONAL HD SUP ... echnical data and equipment. TECHNICAL DATA Model Part No. GPM PSI Drive HP HD 3.5/30-4S Ea **1.286-908.0** 1.8-3.5 435-3000 Direct 9 HD 4.5/32-4S Eb 1.286-909.0 2.2-4.5 435-3200 Direct 10 H...

lang:en score:19 filesize: 641.12 K page_count: 4 document date: 2022-04-07



[\[pdf\]](#)

NON STOP CLEANING FOR TOUGH JOBS Global Industrial 303 738 2818 karcher us Kärcher Canada 275 Pendant Drive Mississauga ON L5T 2W9 Tel 905 672 8233 Fax 3155 ca 06 25 B2376567 2 static globalindustrial products 86044 |||

NON-STOP CLEANING FOR TOUGH JOBS. Electric-powered cold water pressure washer. 1 PROFESSIONAL HD S ... TECHNICAL DATA AND EQUIPMENT TECHNICAL DATA Model Part No. GPM PSI Drive HP HD 3.5/30-4S Ea **1.286-908.0** 1.8-3.5 435-3000 Direct 9 HD 4.5/32-4S Eb 1.286-909.0 2.2-4.5 435-3200 Direct 10 H...

lang:en score:18 filesize: 420.39 K page_count: 4 document date: 2020-01-20



[\[pdf\]](#) Specifications Datasheet Borchure

HD Super Class Pressure Washer Brochure Kärcher pressure washer cold water electric powered North America Webstaurant StoreWhere vast amounts of dirt accumulate every day reliable class models provide indispensable services Ideal for use in the construction 36512869080 specwebstaurantstore documents specsheets 36512869080 spec srsltid

AfmBOOrGTEHIktPRk7ENTcjafUhuUb6pclgb2HUpheacVjNJBk5jl9L 1 286 909 PI en

USwebstaurantstore AfmBOOrGTEHIktPRk7ENTcjafUhuUb6pclgb2HUpheacVjNJBk5jl9Ls1 kaercher media datasheets machines US 1

AfmBOOqHJLG6dS4btMVxv6nhjwTvXwmvDOjrEwPlvodgAPqEQthrolla ||| ||| NON-STOP CLEANING FOR TOUGH JOBS. Electric-powered cold water pressure washer. PROFESSIONAL HD SUPER CLASS HD Super Class For tough jobs in non-stop use. Where vast amounts of dirt accumulate every day, reliable Krcher HD Super class models ||| NON-STOP CLEANING FOR TOUGH JOBS. Electric-powered cold water pressure washer. PROFESSIONAL HD SUPER CLASS HD Super Class For tough jobs in non-stop use. Where vast amounts of dirt accumulate every day, reliable Krcher HD Super class models NON-STOP CLEANING FOR TOUGH JOBS. Electric-powered cold water pressure washer. PROFESSIONAL HD SUP ... echnical data and equipment. TECHNICAL DATA Model Part No. GPM PSI Drive HP HD 3.5/30-4S Ea **1.286-908.0** 1.8-3.5 435-3000 Direct 9 HD 4.5/32-4S Eb 1.286-909.0 2.2-4.5 435-3200 Direct 10 H...

lang:en score:17 filesize: 658.84 K page_count: 4 document date: 2024-01-12



[\[pdf\]](#) User Manual Warranty Accessories Catalog

Kärcher Complete Catalog Non Priced Version 2022 01 — Manual filter shaker for easy cleaning and consistent results It is to see why the Cadet™ 7 such a popular extractor has Kärcher np irp cdn website 8379bda9 files uploaded |||

COMPLETE CATALOG Professional Pressure Washers, Genuine Krcher Parts, Pressure Washer Parts, Accesso ... after hours of use TECHNICAL DATA Model HD 3.5/30-4S Ea HD 4.5/32-4S Eb HD 4.5/32-4S Ec Part No. **1.286-908.0** 1.286-909.0 1.286-910.0 GPM 1.8-3.5 2.2-4.5 2.2-4.5 PSI Drive HP 435-3000 Direct 9 ... lang:en **score:12** filesize: 19.27 M page_count: 339 document date: 2022-05-31