

## Sunco Lighting DL\_BF6-BK-2750K-4PK

# Sunco 4 Pack 5CCT Black LED Recessed Light User Manual

Model: DL\_BF6-BK-2750K-4PK

### PRODUCT OVERVIEW

The Sunco 4 Pack 5CCT Black LED Recessed Lights offer a versatile and efficient lighting solution for various indoor spaces. These dimmable can lights feature a selectable color temperature (CCT) function, allowing you to choose from five different light settings to match your desired ambiance. Designed for easy retrofit installation, they are suitable for both 5-inch and 6-inch housings and come with both E26 base and TP24 connectors for flexible setup.

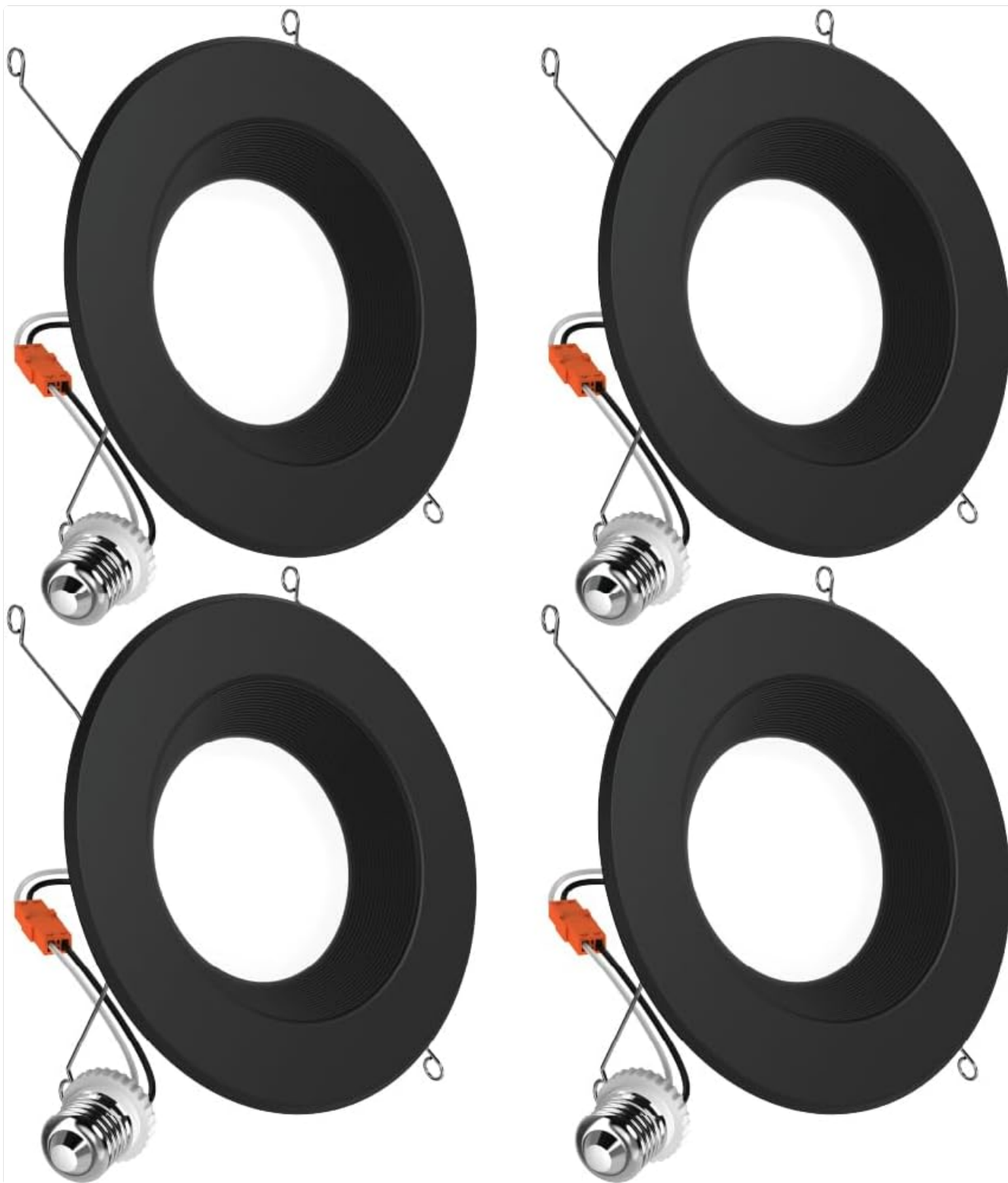


Image: A pack of four Sunco 5CCT Black LED Recessed Lights, showcasing their design and included E26 base adapters.

## SETUP AND INSTALLATION

These recessed lights are designed for straightforward retrofit installation into existing 5-inch or 6-inch can housings. No additional accessories are typically needed beyond what is provided in the package.

### Before Installation:

- Ensure power is turned off at the circuit breaker before beginning any electrical work.
- Verify that your existing can housing is compatible with 5-inch or 6-inch retrofit lights.

- Unpack all components and inspect for any damage.

### Installation Steps:

1. Remove the existing light bulb and trim from the recessed can.
2. **Method 1 (E26 Base):** Screw the E26 base adapter into the existing socket within the can housing. Connect the light fixture's wires to the adapter's connector.
3. **Method 2 (TP24 Connector):** If your housing has a TP24 connector, simply plug the light fixture's TP24 connector directly into it.
4. Carefully push the light fixture into the can housing. The spring clips will secure the fixture in place, providing a flush mount with the ceiling.
5. Ensure the fixture is seated firmly and flush against the ceiling.

# LED Replacement for Can Lights

No Additional Accessories Needed

## E26 Base Method 1



## TP24 Connector Method 2

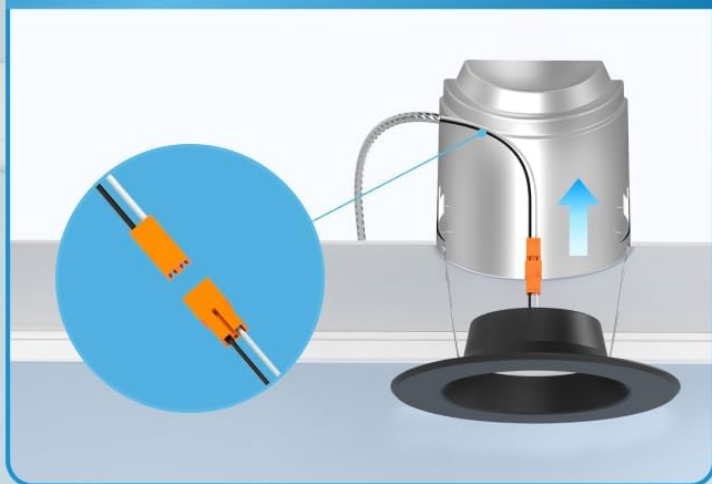


Image: Detailed illustration of the two primary installation methods: using the E26 screw-in base or the TP24 quick connector.

## OPERATING INSTRUCTIONS

The Sunco 5CCT LED Recessed Lights offer adjustable color temperature and dimming capabilities to suit your lighting needs.

**Color Temperature Selection (5-in-1 CCT):**

Before or during installation, locate the slider switch on the back of the light fixture. This switch allows you to select one of five color temperatures:

- **2700K:** Soft White (Warm, cozy ambiance)
- **3000K:** Warm White (Slightly less warm, inviting)
- **3500K:** Neutral White (Balanced, natural light)
- **4000K:** Cool White (Brighter, more energetic)
- **5000K:** Daylight (Very bright, crisp white light)

Choose the setting that best complements your room's decor and desired mood.



## 5 Colors, 1 Light

**All-in-one solution** for your home.  
Use switch to choose the perfect  
color temperature for any room.




Image: Visual representation of the five selectable color temperatures (2700K, 3000K, 3500K, 4000K, 5000K) in various room settings.


### Dimming Functionality:

These lights are fully dimmable from 10% to 100%. To utilize the dimming feature, ensure you have a compatible LED dimmer switch installed. Adjust the dimmer switch to achieve your preferred brightness level.




Lasting Durability


90° Beam Angle



Anti-Glare Lens

Baffle Trim





Versatile Applications

Brighten up your living room, kitchen, office, or commercial space

Image: Demonstrates the 10%-100% dimming range and lists compatible dimmer switch brands and models.

### MAINTENANCE

The Sunco LED Recessed Lights are designed for long-lasting performance with minimal maintenance. Due to their non-removable fixture type and LED technology, there are no bulbs to replace.

- **Cleaning:** To clean the trim or lens, ensure the power is off. Use a soft, dry, or slightly damp cloth. Avoid abrasive cleaners, solvents, or harsh chemicals, as these can damage the finish or electrical components.
- **Inspection:** Periodically inspect the fixture for any signs of damage or loose connections. If any issues are observed, consult a qualified electrician.
- **Heat Dissipation:** The fixture is designed with heat dissipation features to prevent overheating. Ensure proper airflow around the fixture in the ceiling cavity.

### TROUBLESHOOTING

If you encounter issues with your Sunco LED Recessed Lights, refer to the following common troubleshooting steps:

Problem	Possible Cause	Solution
Light does not turn on.	No power, loose connection, faulty switch.	Check circuit breaker. Ensure all connections are secure. Test the switch.
Light flickers or dims inconsistently.	Incompatible dimmer, loose wiring, power fluctuations.	Ensure dimmer is LED compatible (10%-100% dimmable). Check wiring connections. Consult electrician if power fluctuations are suspected.
Incorrect color temperature.	CCT switch set incorrectly.	Adjust the slider switch on the back of the fixture to the desired CCT setting.
Light is not flush with the ceiling.	Spring clips not properly engaged.	Gently pull down the fixture and re-engage the spring clips into the can housing.

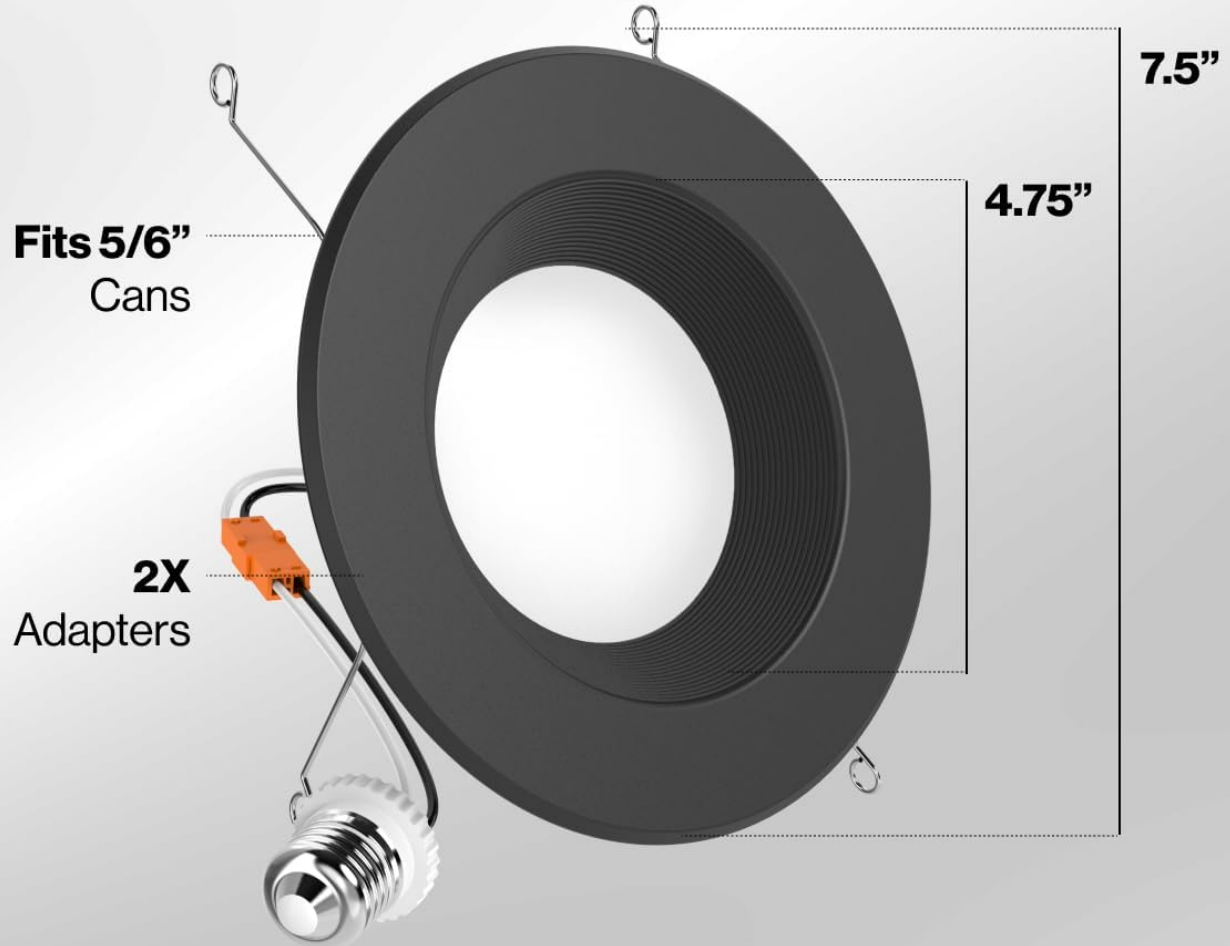
If the problem persists after attempting these solutions, please contact Sunco Lighting customer support.

## SPECIFICATIONS

Feature	Detail
Model Number	DL_BF6-BK-2750K-4PK
Brand	Sunco Lighting
Color	Black
Material	Plastic
Light Fixture Form	Recessed
Product Dimensions	7.5"L x 2.24"W x 7.5"H
Indoor/Outdoor Usage	Indoor
Power Source	Wired
Installation Type	Flush Mount
Special Feature	Dimmable, 5CCT Selectable
Light Source Type	LED
Voltage	120 Volts
Light Color	Warm to Cool White (2700K-5000K)
Included Components	E26 Base, TP24 Connector
Item Weight	7.2 ounces (per light)
Number of Items	4 (in pack)
Wattage	13 watts (equivalent to 120W incandescent)
Brightness	869 Lumen
Average Life	50,000 Hours
Water Resistance Level	Damp Rated
Certifications	UL Listed, FCC, RoHS Compliant, ETL Intertek



# Trusted Performance



**7** **YEAR**  
**COVERAGE**

**Damp  
Rated**

**Flicker  
Free**

Image: Key specifications and features, including dimensions, compatibility, and certifications.

# High Efficiency & Long Lasting Durability

Reduce your energy bills by up to **80%**



**50,000 hrs**  
Lifetime



**Efficient**  
Driver



**13 Watts**  
75W Equivalency



**Advanced**  
LEDs

Image: An internal view of the light highlighting its high-efficiency components and long lifespan.

## WARRANTY INFORMATION

Sunco Lighting stands behind the quality of its products. This product is covered by a **7-Year Warranty**. This warranty covers defects in materials and workmanship under normal use and service. Please retain your proof of purchase for warranty claims.

For detailed warranty terms and conditions, please refer to the official Sunco Lighting website or contact customer support.

## SUPPORT AND CONTACT INFORMATION

For any questions, technical assistance, or warranty claims, please contact Sunco Lighting customer support:

- **Online Support:** Visit the official Sunco Lighting website for FAQs, additional resources, and contact forms.
- **Phone Support:** Refer to the product packaging or the Sunco Lighting website for the most current customer service phone number.

You can also find more information and products by visiting the [Sunco Lighting Store on Amazon](#).




Your browser does not support the video tag.





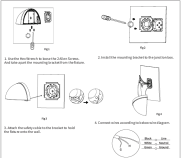

Video: An official video from Sunco Lighting, providing an overview of the brand and its commitment to quality and customer satisfaction.

© 2025 Sunco Lighting. All rights reserved.

This manual is for informational purposes only. Specifications are subject to change without notice.

## Related Documents - DL\_BF6-BK-2750K-4PK

	<p><a href="#">Sunco Lighting 4" Selectable Retrofit LED Installation Manual</a></p> <p>Comprehensive installation guide for the Sunco Lighting 4-inch Selectable Retrofit LED, covering components, step-by-step installation, compatible dimmers, technical specifications, safety warnings, and FCC compliance.</p>
	<p><a href="#">Sunco's 4" Slim Downlight: Installation Guide and Manual</a></p> <p>Comprehensive installation guide and specifications for the Sunco 4-inch Slim Downlight, detailing components, easy installation steps, safety warnings, and technical details.</p>
	<p><a href="#">Sunco Lighting REMODEL CAN 6" Install Guide and Manual</a></p> <p>Comprehensive installation guide and manual for the Sunco Lighting REMODEL CAN 6-inch recessed lighting fixture. Includes easy installation steps, safety warnings, and technical specifications.</p>

<div><p>Installation Instructions</p><p><b>Safety Instruction</b></p><p>Basic safety precautions should always be followed when installing, handling, and wiring.</p><ol style="list-style-type: none"><li>Read instructions carefully before installing.</li><li>The LED Troffer requires professional installation and maintenance. The troffer should be installed by a licensed electrician.</li><li>Disconnect supply at the LED Troffer and the fixture must be a dedicated circuit.</li><li>Use proper wiring.</li><li>Disconnect the power supply before installing or maintaining.</li><li>Make sure the fixture has been properly secured before opening the fixture.</li><li>Remove the product face through space for heat dissipation.</li><li>Remove the fixture face as shown correctly by one hand and use the other hand to hold the fixture.</li><li>Use proper wiring.</li><li>Use proper wiring.</li><li>Use proper wiring.</li><li>Use proper wiring.</li></ol></div>	<p><a href="#">Sunco Lighting LED Troffer Installation Guide</a></p> <p>Official installation instructions for Sunco Lighting's 1x4 LED Center Basket Troffer. Includes safety warnings, step-by-step assembly, and wiring diagrams for selectable wattage and CCT models.</p>
<div><p><b>2x4 LED CEILING PANEL WITH SELECTABLE CCT</b></p><p>Install Guide and Manual</p><p><b>EASY INSTALLATION</b></p><p><b>WARNING</b></p></div>	<p><a href="#">Sunco Lighting 2x4 LED Ceiling Panel with Selectable CCT - Installation Guide &amp; Specifications</a></p> <p>Comprehensive installation guide and specifications for the Sunco Lighting 2x4 LED Ceiling Panel with Selectable CCT. Covers recessed and suspension mounting, wiring, safety warnings, and technical details for this 50W dimmable fixture.</p>
<div><p><b>Semi-Circle Wall Pack</b></p><p>Installation Guide</p><p><b>WARNING</b></p><p><b>INSTALLATION</b></p></div>	<p><a href="#">Semi-Circle Wall Pack Installation Guide: Selectable Wattage &amp; CCT LED Fixture</a></p> <p>Comprehensive installation guide for the Sunco Lighting Semi-Circle Wall Pack, featuring selectable wattage, CCT, and dusk-to-dawn photocell functionality. Includes safety warnings, step-by-step mounting instructions, wiring diagrams, and DIP switch configuration.</p>