

## Manuals+

[Q & A](#) | [Deep Search](#) | [Upload](#)

[manuals.plus](#) /

› [Yaheetech](#) /

› [Yaheetech Twin Metal Platform Bed Frame with Spindle Headboard & Footboard \(Model YT-00128018-001\)](#)

## Yaheetech YT-00128018-001

# Yaheetech Twin Metal Platform Bed Frame

Model: YT-00128018-001

## IMPORTANT SAFETY INFORMATION

**Do not load more than 450 pounds. Be cautious of sharp edges and metal components during assembly and use. Always follow assembly instructions to ensure stability and prevent collapse.**

## PRODUCT OVERVIEW

The Yaheetech Twin Metal Platform Bed Frame is designed for durability and minimalist aesthetics. It features a sturdy metal construction with a spindle headboard and footboard, suitable for various decor styles. The frame eliminates the need for a box spring, providing direct support for your mattress.

Key features include:

- **Minimalist Aesthetic:** Unadorned silhouette, spindle headboard, and sleek metallic finish complement industrial, traditional, and farmhouse decor.
- **Heavy-Duty Metal Construction:** Crafted from powder-coated metal slats, side rails, and 6 sturdy legs with rubber feet, supporting up to 450 lbs. Designed for quiet and stable sleep.
- **Considerate Details:** Powder-coated surface is water- and scratch-resistant. Bottom rubber caps prevent floor damage and reduce noise.
- **Ample Underbed Storage:** Offers 13 inches of clearance space, ideal for storing various items like boxes, containers, and shoes.
- **No Box Spring Required:** The 12-slat support system provides sufficient mattress support, eliminating the need for an additional box spring.



Figure 1: Fully assembled Yaheetech Twin Metal Platform Bed Frame.

## PACKAGE CONTENTS

---

Before beginning assembly, ensure all parts are present and undamaged. The package should contain:

- Headboard components
- Footboard components
- Side rails
- Support slats (12 pieces)
- Legs with rubber feet
- Hardware kit (bolts, washers, nuts, Allen wrench, spanner)
- Installation Manual

## ASSEMBLY INSTRUCTIONS

---

Follow these steps carefully for proper assembly. It is recommended to assemble the bed frame with two people.

### Step 1: Unpack and Identify Parts

Carefully unpack all components and lay them out on a clean, soft surface (like a carpet) to prevent scratches. Identify each part using the provided parts list in your manual.

### Step 2: Assemble Headboard and Footboard

Attach the vertical bars to the horizontal sections of the headboard and footboard. Ensure all connections are secure but do not fully tighten bolts until the entire frame is assembled.

### Step 3: Connect Side Rails

Attach the side rails to the assembled headboard and footboard using the provided bolts and tools. Ensure the L-shaped plates are correctly aligned for stability.




Figure 2: Fastening L-shaped plates for enhanced stability.

### Step 4: Install Support Slats

Insert the metal support slats into the designated notches on the side rails. Ensure each slat is firmly seated to provide adequate mattress support. The built-in slats are designed to prevent mattress sliding.



Figure 3: Proper installation of a support slat by aligning the pipe with the notch.






Figure 4: Correct slat installation ensures mattress stability.

## Step 5: Final Tightening

Once all components are in place and correctly aligned, fully tighten all bolts using the provided tools. Do not overtighten.

## Assembly Video

For a visual guide on assembly and product features, please watch the official video below:



Video 1: Official Yaheetech Bed Frame Assembly and Features. This video demonstrates the assembly process and highlights key features of the bed frame.

## USAGE INSTRUCTIONS

After assembly, place your mattress directly onto the support slats. No box spring is needed. The bed frame is designed to provide firm support for your mattress.

The 13-inch underbed clearance allows for convenient storage. Utilize storage bins or containers to keep your belongings organized beneath the bed.



Figure 5: Ample underbed storage space (13 inches clearance).

## MAINTENANCE

---

To maintain your Yaheetech bed frame, follow these guidelines:

- **Cleaning:** Wipe clean with a dry cloth. Avoid harsh chemicals or abrasive cleaners that could damage the powder-coated finish.
- **Regular Inspection:** Periodically check all bolts and connections to ensure they remain tight. Retighten if necessary to maintain stability and prevent squeaking.
- **Weight Limit:** Do not exceed the maximum weight capacity of 450 lbs to prevent damage to the frame.
- **Protective Feet:** Ensure the rubber caps on the bottom of the legs are intact to protect your flooring.

## TROUBLESHOOTING

Problem	Possible Cause	Solution
Bed frame is squeaking.	Loose bolts or connections.	Check and tighten all bolts and connections. Ensure slats are properly seated.
Bed frame feels unstable.	Incomplete assembly or loose parts.	Verify all parts are correctly assembled according to the manual. Ensure all bolts are fully tightened.
Mattress slides on the frame.	Slats not properly installed or mattress incompatible.	Ensure all slats are securely in their designated positions. Consider using a non-slip mattress pad.

## SPECIFICATIONS

Feature	Detail
Size	Twin
Product Dimensions	77.5"L x 41"W x 38"H
Material	Iron, Metal
Color	Pink
Finish Type	Powder Coated
Maximum Weight Capacity	450 lbs
Underbed Clearance	13 Inches
Compatible Mattress Size	75" L x 39" W
Assembly Required	Yes
Item Weight	31.7 pounds
Model Number	YT-00128018-001

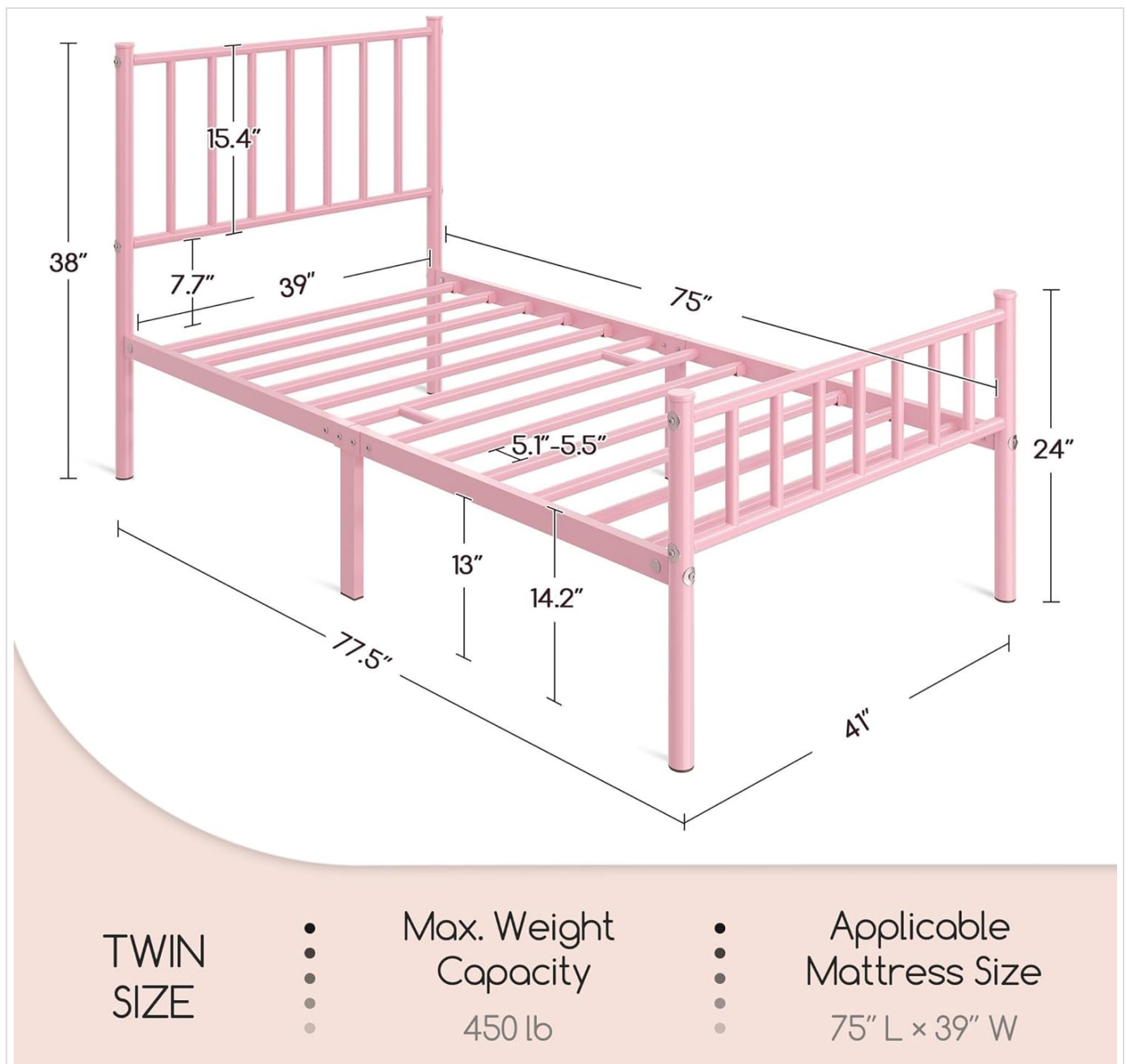


Figure 6: Detailed product dimensions.

## WARRANTY & SUPPORT

For warranty information or customer support, please refer to the contact details provided with your purchase or visit the official Yaheetech website. Keep your purchase receipt for any warranty claims.