

FITE ON Replacement 5V USB Cat Feeder Adapter

FITE ON Replacement 5V USB Cat Feeder Adapter User Manual

Model: Replacement 5V USB Cat Feeder Adapter

Brand: FITE ON

1. INTRODUCTION

This user manual provides essential information for the safe and effective use of your FITE ON Replacement 5V USB Cat Feeder Adapter. This power supply is designed to provide reliable and efficient power to compatible automatic pet food dispensers.

The adapter is specifically designed to work with VOLUAS 4L, 5L, and 6L Automatic Cat Feeders, including models VL001, VL002, VL003, VL004, VL005, VL006, VL007, VL008, VL009, DY001, and DY002. It features high efficiency and built-in safety protections to ensure stable and secure operation.


Universal Compatibility

See more compatible models in the description.

1



2



3

4

Figure 1: Universal Compatibility with various pet feeder models.

2. PACKAGE CONTENTS

Please verify that all items listed below are included in your package:

- 1 x Home Wall Charger (5V USB Adapter)
- 1 x USB Power Cord



Figure 2: Contents of the package: USB wall charger and power cord.

3. SETUP INSTRUCTIONS

Follow these steps to set up your FITE ON Replacement 5V USB Cat Feeder Adapter:

1. **Connect the USB Cable:** Insert the USB-A end of the provided USB power cord into the USB port on the FITE ON wall charger.
2. **Connect to Pet Feeder:** Insert the other end of the USB power cord (typically a micro-USB or USB-C, depending on your feeder model) into the power input port of your compatible VOLUAS or DY automatic pet food dispenser.
3. **Plug into Wall Outlet:** Plug the FITE ON wall charger into a standard 100-240VAC 50/60Hz electrical wall outlet. Ensure the connection is secure.
4. Your pet feeder should now receive power and be ready for operation according to its own manual.

Stable And Secure Design

Steady Output Voltage and Current, No Damage to the Feeder !
No Physical Noise Will Be Emitted Out When Charging !



Mute



Smart Chip



Figure 3: Proper connection of the adapter to a pet feeder and wall outlet.

4. OPERATING INSTRUCTIONS

The FITE ON Replacement 5V USB Cat Feeder Adapter is designed for continuous operation, providing a stable 5V output to your pet feeder. Once properly connected, the adapter will supply power to the feeder, allowing it to function as intended.

- **Efficient Power Delivery:** The adapter is engineered for high efficiency, ensuring optimal power transfer to your device.
- **Silent Operation:** This power supply operates without emitting any physical noise, providing a quiet environment for your pets.

5. MAINTENANCE

To ensure the longevity and proper functioning of your FITE ON adapter, follow these simple maintenance guidelines:

- **Cleaning:** Always unplug the adapter from the wall outlet before cleaning. Use a soft, dry cloth to wipe the exterior of the adapter. Do not use liquid cleaners or abrasive materials.

- **Storage:** When not in use, store the adapter and cable in a cool, dry place, away from direct sunlight and moisture. Avoid tightly coiling the cable to prevent damage.
- **Inspection:** Periodically inspect the adapter and cable for any signs of damage, such as frayed wires, bent prongs, or cracks in the casing. If damage is found, discontinue use immediately and replace the unit.

6. TROUBLESHOOTING

If you encounter issues with your FITE ON Replacement 5V USB Cat Feeder Adapter, please refer to the following common troubleshooting steps:

- **No Power to Feeder:**
 - Ensure the adapter is securely plugged into a working wall outlet. Try a different outlet to rule out a faulty power source.
 - Verify that the USB cable is firmly connected to both the adapter and the pet feeder.
 - Check the USB cable for any visible damage. If damaged, replace the cable.
- **Feeder Malfunctions:**
 - If the feeder is not operating correctly, consult the specific user manual for your pet feeder model. The issue may not be related to the power adapter.
- **Adapter Feels Hot:**
 - It is normal for power adapters to feel slightly warm during operation. However, if the adapter becomes excessively hot to the touch, unplug it immediately and discontinue use. This could indicate an internal fault.

If these steps do not resolve your issue, please contact FITE ON customer support for further assistance.

7. PRODUCT SPECIFICATIONS

Feature	Specification
Input Voltage	100-240VAC, 50/60Hz (World Wide Input)
Output Voltage	5 Volts
Cable Length	3.3 ft (1.0 m)
Color	Black
Item Weight	3 ounces
Package Dimensions	3 x 2 x 1 inches
Connectivity Technology	Powerline
Connector Type	USB

Compatible Devices	VOLUAS VL001-VL009, DY001-DY002 Automatic Cat Feeders, and other compatible 5V USB devices.
Special Feature	Portable
Manufacturer	FITE ON
Country of Origin	China
Date First Available	August 28, 2023

USE AT EASE FULL SECURITY CERTIFICATE




Figure 4: Certifications and protection features of the FITE ON adapter.

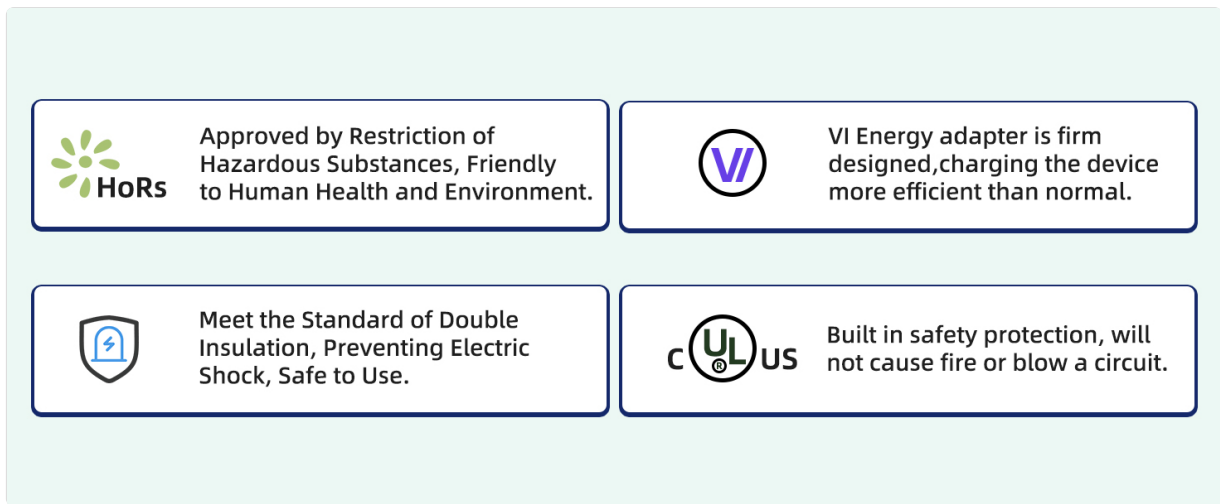


Figure 5: Additional compliance and safety features.

8. SAFETY INFORMATION

Your FITE ON Replacement 5V USB Cat Feeder Adapter is designed with multiple safety features to protect both the device and the connected equipment. Please read and adhere to the following safety guidelines:

- **UL Listed:** This product is UL Listed, indicating it meets rigorous safety standards.
- **Built-in Protections:** Features include Over Voltage Protection (OVP), Over Current Protection (OCP), and Short Circuit Protection (SCP) to prevent damage from electrical irregularities.
- **Temperature Control:** The adapter is designed to prevent overheating during prolonged use. It will not become excessively hot to the touch under normal operating conditions.
- **General Safety:**
 - Do not expose the adapter to water or excessive moisture.
 - Do not disassemble or modify the adapter. Unauthorized modifications can be dangerous and will void the warranty.
 - Use only with compatible devices as specified in this manual.
 - Keep out of reach of children and pets.
 - Unplug the adapter during lightning storms or when unused for long periods.

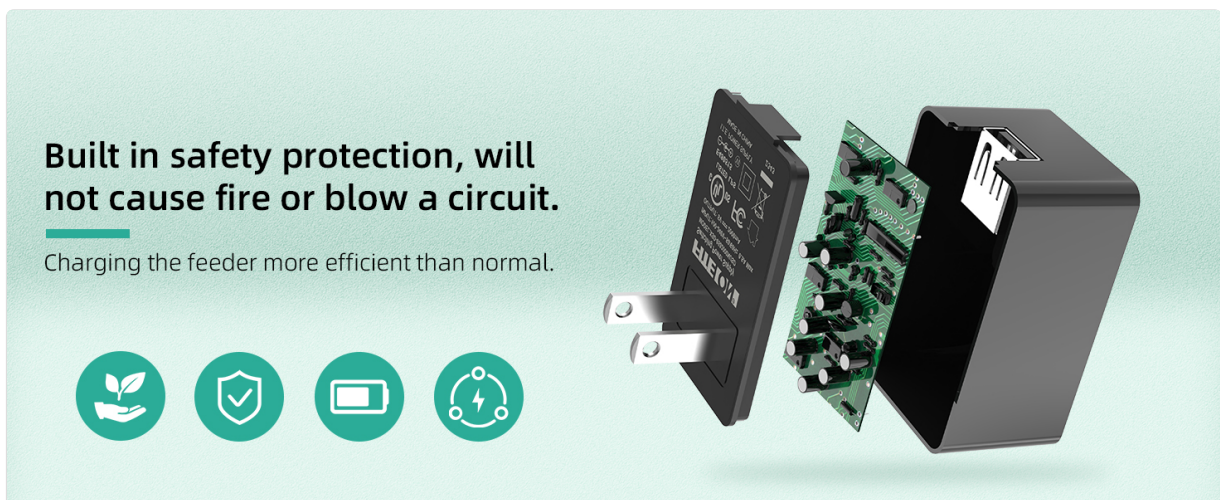


Figure 6: Internal design highlighting safety protection.

9. WARRANTY AND SUPPORT

FITE ON stands behind the quality of its products. For any questions, concerns, or technical support regarding your Replacement 5V USB Cat Feeder Adapter, please contact FITE ON customer service. Please have your product model and purchase information ready when contacting support.

For the most up-to-date warranty information, please refer to the official FITE ON website or contact their customer support directly.

Note: This product may be subject to Proposition 65 warnings. For more information, please refer to the product packaging or manufacturer's website.