

[Manuals.plus](#) /

› [Kozyard](#) /

› Kozyard Caesar 12'x12' Hardtop Gazebo Instruction Manual

Kozyard KZCHG

Kozyard Caesar 12'x12' Hardtop Gazebo Instruction Manual

Model: KZCHG

1. PRODUCT OVERVIEW

The Kozyard Caesar 12'x12' Hardtop Gazebo is designed as a permanent outdoor structure for patios, backyards, and decks. It features a galvanized steel and aluminum frame, a double roof for ventilation, and integrated netting and shaded curtains.



Image: The Kozyard Caesar 12'x12' Hardtop Gazebo in a backyard setting.

2. SETUP AND ASSEMBLY

Assembly of the Kozyard Caesar Gazebo requires careful attention and multiple individuals. It is recommended that at least two people work together, and the process may take approximately 6-8 hours, or longer depending on experience.

2.1 Pre-Assembly Checklist

- Ensure all parts are present and undamaged according to the packing list.
- Gather necessary tools (e.g., power drill with clutch, ladders).
- Choose a level and stable location for installation.

2.2 Assembly Steps

1. **Frame Construction:** Begin by assembling the main aluminum frame. The 4"x4" triangular powder-coated aluminum frame components are designed for stability.
2. **Roof Installation:** The double roof system, made of 29-gauge sheet metal, should be installed carefully. Pay close attention to the instructions for proper alignment and screw placement. This step often

requires multiple people to hold components in place.

- 3. Curtain and Netting Attachment:** Install the netting and shaded curtains using the dual-track system. The curtains are made from 180G M2 polyester fabric with PU coating and are CPAI-84 certified for flame resistance.
- 4. Anchoring:** Securely anchor the gazebo to the ground or deck using appropriate hardware to ensure stability against wind.

Note: Some small plastic components may require additional adhesive (e.g., Gorilla Glue) if the provided adhesive tape does not hold effectively, especially in varying temperatures.

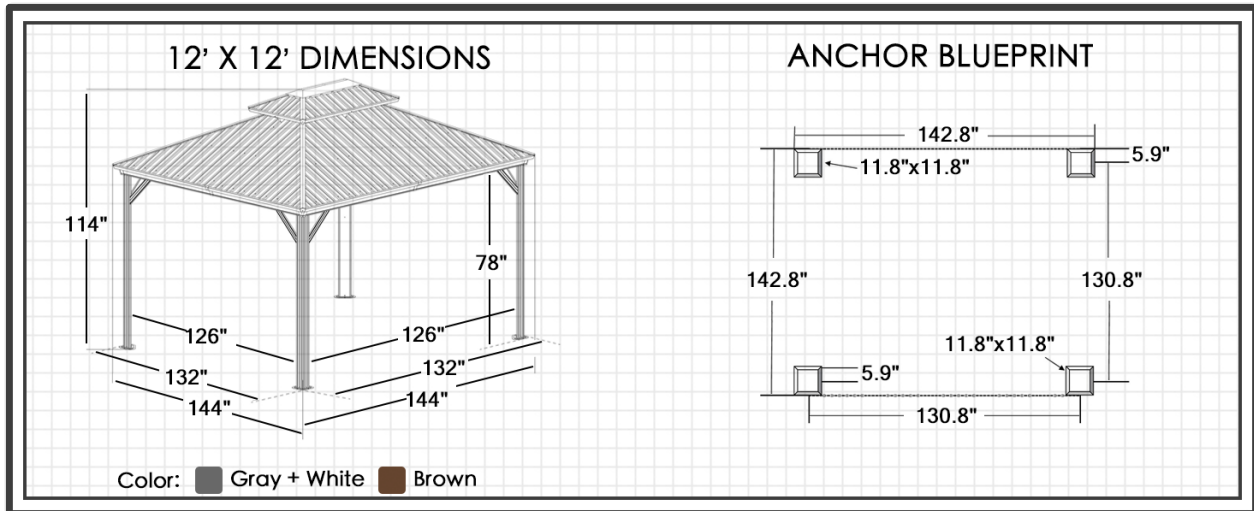


Image: Detailed dimensions and anchor blueprint for the 12'x12' gazebo.



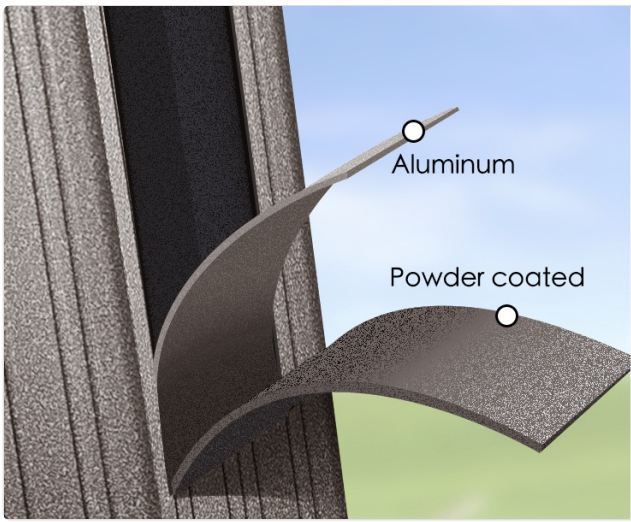
Image: Close-up of the sturdy aluminum frame structure, highlighting triangular supports.

3. OPERATING INSTRUCTIONS

The Kozyard Caesar Gazebo is designed for comfort and protection in various outdoor conditions.

3.1 Curtains and Netting

- The gazebo includes both mosquito netting and privacy curtains.
- These can be adjusted independently using the dual-track system to provide shade, privacy, or protection from insects.
- Ensure curtains and netting are properly secured during windy conditions to prevent damage.



MATERIAL

Integrated molding of profiles, material splicing, no solder joints, thickened columns, increased stability and firmness, and improved compressive strength.


Image: Close-up of the double track system for installing mosquito nets and privacy curtains.

3.2 Double Roof Design

- The double roof facilitates airflow, reducing heat buildup and improving ventilation within the gazebo.
- The sloped design aids in shedding rain and snow, contributing to the structure's longevity.

3.3 Integrated Hooks

- The interior roof structure includes hooks for hanging lights or fans, enhancing usability.



This gazebo is a 12ft x 12ft model



HEAVY-DUTY FRAME

Aluminum casting
Sturdy and steady



GALVANIZED CEILING

Heat insulation & waterproof
Corrugated diversion



DOUBLE ROOF

Natural ventilation
Luxurious and beautiful



DOUBLE TRACKS

Install curtains
Install mosquito nets

Image: Illustration of the double roof design and the integrated ceiling hook for accessories.

Your browser does not support the video tag.

Video: Official product video demonstrating the features of the Hardtop Aluminum Permanent Gazebo by Kozyard LLC.

4. MAINTENANCE

Regular maintenance ensures the longevity and optimal performance of your gazebo.

- **Cleaning:** Clean the galvanized steel roof and aluminum frame periodically with mild soap and water. Avoid abrasive cleaners.
- **Drainage System:** The integrated drainage system with a double roof slope is designed for quick water runoff. Regularly check and clear gutters and column drainage points of any debris to prevent blockages.
- **Snow Load:** The metal roof is designed to withstand snow loads up to 2000 lbs. In areas with heavy

snowfall, it is advisable to clear excessive snow accumulation to prevent structural stress.

- **Curtains and Netting:** Clean curtains and netting as needed. They are made from durable, flame-resistant polyester fabric.
- **Anchoring:** Periodically inspect the anchoring points to ensure the gazebo remains securely fastened, especially after strong winds.

QUALITY & SAFETY



Thickened material
Reinforced base



All metal frame
Triangular support



Spoke support beam
Tower structure

Image: The metal roof of the gazebo covered in snow, illustrating its snow load capacity of 2000 lbs.



DRAINAGE SYSTEM

Double roof slope drainage,
quick drainage without blockage.

Image: Close-up of the gazebo roof showing the drainage system with water flowing off the sloped surface.

5. TROUBLESHOOTING

- **Difficulty during Assembly:** If encountering difficulties, review the assembly instructions carefully. Many parts are designed to fit in a specific way. Ensure all components are correctly oriented before tightening fasteners.
- **Loose Small Parts:** If small plastic clips or rubber spacers do not adhere well with the provided tape, especially in varying temperatures, consider using a stronger, weather-resistant adhesive for a more secure fit.
- **Water Accumulation:** Ensure the roof's drainage system is clear of debris. Verify that the roof panels are correctly installed and sealed to prevent leaks.
- **Wind Instability:** Confirm that the gazebo is properly anchored to a solid surface. In extreme wind conditions, it is advisable to retract or remove curtains and netting to reduce wind resistance.

6. SPECIFICATIONS

| Feature | Detail |
|--------------------------------|---------------------------------------|
| Brand | Kozyard |
| Model Number | KZCHG |
| Material | Aluminum Frame, Galvanized Steel Roof |
| Product Dimensions (L x W x H) | 144"L x 144"W x 114"H |
| Item Weight | 293.3 Pounds |
| Water Resistance Level | Waterproof |
| Shape | Square |
| Ultraviolet Light Protection | 25 |
| Assembly Required | Yes |
| Occupancy | 4-6 People |
| Floor Area | 144 Square Feet |

7. WARRANTY AND SUPPORT

The Kozyard Caesar Hardtop Gazebo comes with a **1-year limited warranty**. Kozyard guarantees parts availability and offers dedicated support from teams based in New Jersey and California. Assistance is available even after the warranty period expires.

For support or warranty claims, please refer to the contact information provided with your purchase documentation or visit the official Kozyard website.

OUR ADVANTAGES

1 Year
After-sales
Protection

U.S.-Based Service & Support

- Water-Resistant**
- Load-Bearing**
Wet snow Δ 10 in
Dry snow Δ 20 in
- Wind Resistance (anchored)**
Open sidewall Δ 60 mph winds
Close sidewall Δ 40 mph winds

Thickening of Sheet Metal
Our = 0.4 mm
Other < 0.3 mm

Mosquito Net
Our: Metal
Other: Plastic

Anchored Base
Our: Bolts anchored
Other: No anchoring

Image: Overview of product advantages including 1-year after-sales protection and U.S.-based service & support.

