

Wekome WPC-034

Wekome Magnetic Phone Case User Manual

Model: WPC-034

Brand: Wekome

INTRODUCTION

This manual provides comprehensive instructions for the Wekome Magnetic Phone Case, designed for iPhone 15, 15 Plus, 15 Pro, and 15 Promax models. Please read this manual carefully to ensure proper use and maintenance of your phone case.



Figure 1: Overview of the Wekome Magnetic Phone Case, highlighting its design and integrated kickstand functionality.

SETUP AND INSTALLATION

Follow these steps to properly install the Wekome Magnetic Phone Case on your iPhone:

1. **Prepare your device:** Ensure your iPhone is clean and free of dust or debris.
2. **Align the case:** Gently align the top edge of your iPhone with the top edge of the phone case.
3. **Insert the phone:** Press your iPhone firmly into the case, ensuring all corners and edges are securely seated. The soft bumper material allows for easy installation and removal.



Figure 2: Rear view of the phone case, illustrating the magnetic ring and kickstand design for proper alignment during installation.


OPERATING INSTRUCTIONS

The Wekome Magnetic Phone Case offers several features to enhance your iPhone experience:

Magnetic Functionality

The case features a built-in strong magnet array (Halbach magnet array with 38 Neodymium magnets) for secure attachment and efficient wireless charging. This ensures compatibility with MagSafe accessories and stable wireless charging without signal interference.

Strong Magnets Built in Halbach magnet array, **50%** stronger magnetic force



Halbach magnet array **38** Neodymium magnets



Figure 3: Illustration of the internal magnetic structure, demonstrating its strength and utility with magnetic accessories like car mounts.

Integrated Kickstand

The case includes a discreet, built-in kickstand that lays completely flush with the back panel when not in use. This kickstand provides versatile viewing options:

- **Portrait Stand:** Ideal for video calls or browsing.
- **Landscape Stand:** Perfect for watching videos or movies.
- **Flexible Ring Grip:** Can also be used as a secure finger grip to prevent accidental drops.



Figure 4: Demonstrations of the integrated kickstand's versatility, functioning as a grip, portrait stand, and landscape stand.

Wireless Charging

The strong magnetic lock ensures faster and more stable wireless charging. Simply place your iPhone (with the case on) onto a compatible wireless charger.

Your Essential Companion for Easy Life



Figure 5: The phone case facilitating wireless charging and other daily conveniences.

MAINTENANCE AND CARE

To keep your Wekome Magnetic Phone Case in optimal condition:

- **Cleaning:** Wipe the case regularly with a soft, damp cloth to remove dust and fingerprints. Avoid harsh chemicals or abrasive materials. The matte back is designed to resist fingerprints and watermarks.
- **Protection:** The case features raised lips to protect your phone screen and camera when placed on flat surfaces.
- **Durability:** The case is designed with military-grade protection, having undergone rigorous drop tests (e.g., 12ft drop height, 3800+ tests).



Figure 6: The case's robust design provides enhanced drop protection for your device.

TROUBLESHOOTING

If you encounter any issues with your Wekome Magnetic Phone Case, consider the following:

- **Case not fitting properly:** Ensure you have the correct model case for your iPhone (iPhone 15, 15 Plus, 15 Pro, or 15 Promax). Remove any existing screen protectors or skins that might interfere with the fit.
- **Magnetic attachment issues:** Ensure there are no foreign objects between the case and the magnetic accessory. The built-in magnets are strong, but extreme interference could affect performance.
- **Wireless charging not working:** Verify your wireless charger is compatible and properly connected. Ensure the phone is centered on the charging pad.
- **Kickstand stiffness:** The kickstand is designed to be snug to maintain its position. If it feels too stiff, gently work

it back and forth a few times.

SPECIFICATIONS

Feature	Detail
Brand	Wekome
Model Name	WPC-034
Compatible Phone Models	iPhone 15, 15 Plus, 15 Pro, 15 Promax
Material	Plastic, TPU, Metal Alloy, Polycarbonate
Color	Black
Special Features	Built-in Screen Protector (raised lips), Kickstand, Magnetic (MagSafe compatible)
Form Factor	Basic Case
Package Dimensions	18.69 x 11.1 x 2.21 cm
Item Weight	109 g



WARRANTY AND SUPPORT



Wekome provides a lifetime service for this product. For any inquiries, technical support, or warranty claims, please contact Wekome customer support. Refer to the product packaging or the official Wekome website for contact details.

Note: Always purchase from authorized retailers to ensure product authenticity and valid warranty coverage.

© 2023 Wekome. All rights reserved.
This manual is subject to change without prior notice.

Related Documents

	<p>WEKOME WS-15 Wireless Earphones - Specifications and Features</p> <p>Detailed specifications and features for the WEKOME WS-15 True Wireless Stereo (TWS) earphones, including Bluetooth 5.4, battery life, and technical details.</p>
	<p>WEKOME WP-36 Power Bank: Multifunctional Wireless Charger and Holder</p> <p>Detailed specifications and features of the WEKOME WP-36 Power Bank, a 5-in-1 device integrating a wireless charger, phone holder, and 10000mAh power bank with fast charging capabilities.</p>

	<p>WEKOME WP-U39n Infinity Series 65W GaN Retractable Cable Charger - User Manual & Specs</p> <p>Comprehensive user manual and technical specifications for the WEKOME WP-U39n Infinity Series 65W GaN charger. Features a retractable USB-C cable, multiple USB ports (USB-A, USB-C), fast charging, and safety information. Ideal for charging laptops, tablets, and smartphones.</p>
	<p>WEKOME VC03 Wireless Headphones - Specifications and Features</p> <p>Detailed specifications and features of the WEKOME VC03 Wireless Headphones, including Bluetooth version, battery life, and product dimensions.</p>