

GTRS S801

GTRS S801 Smart Electric Guitar Kit Instruction Manual

Model: S801 | Brand: GTRS

INTRODUCTION

The GTRS S801 Smart Electric Guitar Kit integrates traditional guitar features with modern digital simulation technology, offering a versatile and portable playing experience. It is equipped with an Intelligent Processor System that functions seamlessly with a dedicated mobile application, providing a wide array of effects and tools.

This manual will guide you through the various aspects of your GTRS S801 guitar, from initial setup to advanced operation and maintenance.

SETUP

1. Initial Charging and Battery

The GTRS S801 guitar comes with a built-in rechargeable Lithium Ion battery. Before first use, ensure the guitar is fully charged. A full charge provides approximately 10-12 hours of battery life, depending on usage.



All-in-one



Amp



Cab



Effect



Tone
Capture



Cloud



GWF4
Wireless
Footswitch



Bluetooth



Tuner



Looper



Drum
Machine



Headphone
Output



Figure 1: GTRS Guitar Battery Compartment

2. Mobile App Connection

The Intelligent Processor System is controlled via the GTRS mobile app (available for Android and Apple devices). Download the app from your device's app store.

- Turn on the GTRS guitar.
- Open the GTRS app on your mobile device.
- Follow the on-screen prompts to connect the guitar via Bluetooth. The app will display the connection status.



Figure 2: GTRS S801 Guitar with Mobile App Interface

Support Wireless Footswitch



Figure 3: Bluetooth Connection via GTRS App

OPERATING THE GTRS S801

1. Intelligent Processor System

The core of the GTRS S801 is its Intelligent Processor System, offering a wide range of digital effects and features:

- **Guitar Simulations:** 9 classic guitar simulations.
- **Guitar Effects:** 126 diverse guitar effects.
- **Drum Grooves:** 40 drum grooves for practice and accompaniment.
- **Metronome:** 10 metronome variations.
- **Looper:** An 80-second looper for creating layered performances.

All settings and parameters can be quickly edited and customized through the GTRS App.

GTRS intelligent system



Figure 4: GTRS Intelligent System Features

2. Super-Knob and GWF4 Wireless Footswitch

The guitar features a 'Super-Knob' for quick access to presets and settings. For enhanced control during live performances, the optional GWF4 Wireless Footswitch (purchased separately) allows for rapid preset changes without manual adjustments on the guitar or app.

10 Hours Battery Life



Figure 5: All-in-One Features of GTRS S801



Figure 6: Wireless Footswitch Support

3. Direct Use and Headphone Output

When the GTRS Intelligent System is turned off, the guitar functions as a standard electric guitar and can be plugged into any amplifier, pedals, or effects unit. For silent practice or direct monitoring, you can connect headphones directly to the guitar's output jack using a single OTG cable.

MAINTENANCE

1. General Cleaning

- Regularly wipe down the body, neck, and strings with a soft, lint-free cloth after each use to remove sweat and oils.
- For glossy finishes, use a guitar-specific polish sparingly.
- Clean the fretboard with a suitable fretboard conditioner during string changes to prevent drying and cracking.

2. String Replacement

Replace strings regularly to maintain optimal tone and playability. Refer to standard guitar string replacement guides for proper technique.

3. Battery Care

To prolong battery life, avoid completely draining the battery frequently. Store the guitar in a cool, dry place when not in use, and charge it periodically if stored for extended periods.

TROUBLESHOOTING

1. Bluetooth Connectivity Issues

- **Ensure Bluetooth is On:** Verify Bluetooth is enabled on both your GTRS guitar and mobile device.
- **Restart Devices:** Try restarting both the guitar and your mobile device.
- **Forget Device:** In your phone's Bluetooth settings, 'forget' or 'unpair' the GTRS guitar, then attempt to reconnect through the GTRS app.
- **App Update:** Ensure your GTRS app is updated to the latest version.
- **Device Compatibility:** Some users have reported issues with USB audio functionality on specific Apple devices (e.g., iPhone 15) when connected directly. Consider using a USB-C hub or alternative connection methods if direct connection fails.

2. No Sound Output

- **Check Volume:** Ensure the guitar's volume knob and any connected amplifier/headphone volumes are turned up.
- **Battery Level:** A low battery can affect sound output. Charge the guitar.
- **Cable Connection:** Verify all cables (guitar to amp, headphones) are securely connected.
- **System On/Off:** If using the intelligent system, ensure it is powered on. If using as a regular guitar, ensure the intelligent system is turned off.

SPECIFICATIONS




Feature	Detail
Brand	GTRS
Model Number	GTRS
Item Weight	15.22 pounds
Package Dimensions	45 x 17.5 x 6.25 inches
Country of Origin	China
Batteries	1 Lithium Ion batteries required (included)
Back Material	Basswood
Body Material	Basswood
Color Name	right gold




Feature	Detail
Fretboard Material	Rosewood
Guitar Pickup Configuration	S-S-H
String Material	Brass
Top Material	Basswood
Neck Material Type	Maple
Number of Strings	6
Guitar Bridge System	Tremolo
Size	S801
Hand Orientation	Right

WARRANTY AND SUPPORT

Specific warranty details and direct support contact information are not provided in the product data. Please refer to the retailer's website or your purchase documentation for warranty terms and customer support options.

Related Documents - S801

	<p>GTRS Intelligent Guitar Owner's Manual - Features, Specifications, and Operation</p> <p>Comprehensive owner's manual for the GTRS Intelligent Guitar, covering precautions, layout, quick tour, instructions for the GTRS App, Super Knob functions, connectivity options, tone settings (OD, AMP, CAB, DYNA, MOD, DELAY, REVERB), and detailed specifications. Learn how to use your GTRS guitar effectively.</p>
	<p>GTRS Intelligent Guitar Owner's Manual</p> <p>Owner's manual for the GTRS Intelligent Guitar (Models S800, S801, P800, P801). Covers precautions, layout, quick tour, instructions for the GTRS App and Super Knob, Bluetooth, charging, and specifications.</p>
	<p>GTRS Intelligent Guitar User Manual</p> <p>User manual for the GTRS Intelligent Guitar, covering safety measures, configuration, quick start guide, application usage, settings, tuner, battery alerts, charging, Bluetooth, live streaming, traditional guitar mode, and tone characteristics.</p>

<div data-bbox="210 152 296 226"> Intelligent Guitar</div> <div data-bbox="118 237 309 304"><p>W800 / W900 GTRS Intelligent Guitar Owner's Manual www.gtrs.tech</p></div>	<p>GTRS Intelligent Guitar W800/W900 Owner's Manual</p> <p>Comprehensive owner's manual for the GTRS Intelligent Guitar models W800 and W900, covering setup, features, tone options, and specifications. Learn how to use your GTRS guitar with the GTRS App and various connection modes.</p>
<div data-bbox="210 472 296 524"> Intelligent Guitar</div> <div data-bbox="118 539 309 607"><p>W900 Intelligent Guitar Owner's Manual www.gtrs.tech</p></div>	<p>GTRS W900 Intelligent Guitar Owner's Manual GTRS Tech</p> <p>Comprehensive owner's manual for the GTRS W900 Intelligent Guitar, covering precautions, layout, quick tour, instructions, and specifications. Learn how to use the GTRS App, Bluetooth features, and more.</p>
<div data-bbox="210 792 296 866"> Intelligent Guitar</div> <div data-bbox="118 882 309 949"><p>GTRS Intelligent Guitar Owner's Manual www.gtrs.tech</p></div>	<p>GTRS Intelligent Guitar Owner's Manual - Setup, Features, and App Guide</p> <p>This owner's manual provides comprehensive instructions for the GTRS Intelligent Guitar. It details the guitar's layout, a quick tour of its features, in-depth instructions for using the GTRS App and controls, information on the GWF-4 Wireless Footswitch, and charging procedures. Learn to maximize your GTRS guitar experience.</p>