

manuals.plus /

› **MEGATEK** /

› **MEGATEK Portable CD Player User Manual**

MEGATEK CP27BR

MEGATEK Portable CD Player User Manual

Model: CP27BR

INTRODUCTION

Thank you for choosing the MEGATEK Portable CD Player. This device is designed to provide a versatile and high-quality audio experience, supporting various media formats and offering multiple connectivity options. Please read this manual carefully to ensure proper use and maintenance of your new CD player.



Image: The MEGATEK Portable CD Player, showcasing its compact design, integrated speakers, control buttons, and included accessories like headphones and USB-C charging cables.

Safety Information

To ensure safe operation and prevent damage, please observe the following precautions:

- Do not expose the device to extreme temperatures, humidity, or direct sunlight.
- Avoid dropping or subjecting the device to strong impacts.
- Do not disassemble or attempt to repair the device yourself. Refer all servicing to qualified personnel.
- Use only the provided charging cable and a compatible power adapter.
- Keep the device away from water and other liquids.
- Clean the device with a soft, dry cloth. Do not use abrasive cleaners or solvents.
- Prolonged listening at high volume levels may cause hearing damage. Adjust volume to a safe level.

Package Contents

Verify that all items are present in the package:

- MEGATEK Portable CD Player - Black
- Wired Headphones
- USB-C Charging Cable
- User's Manual



Image: A visual representation of the package contents, including the CD player, headphones, USB-C cable, and user manual.

PRODUCT OVERVIEW

Familiarize yourself with the various parts and controls of your MEGATEK Portable CD Player.

All-in-One

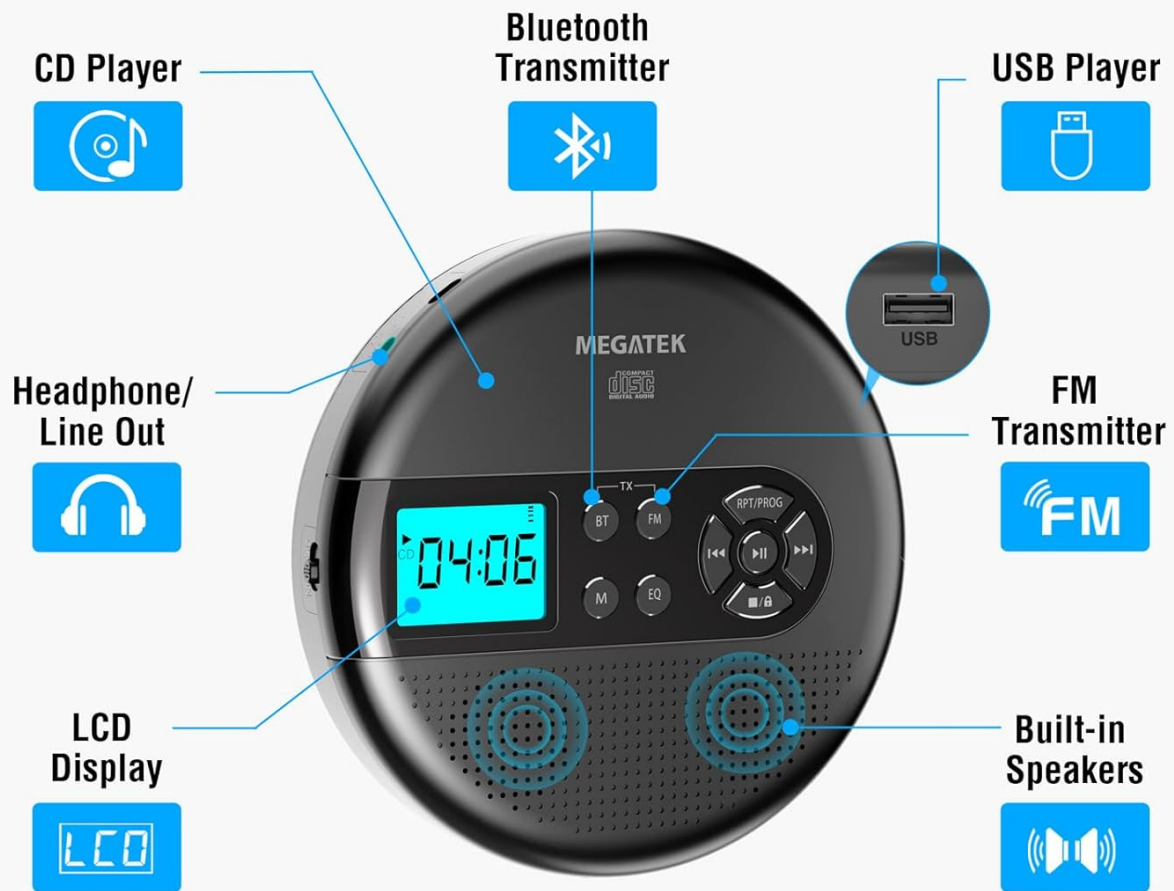


Image: An "All-in-One" diagram highlighting key features such as the CD Player, Bluetooth Transmitter, USB Player, FM Transmitter, Built-in Speakers, LCD Display, and Headphone/Line Out port.

Controls and Ports:

- **LCD Display:** Shows track number, time, mode, and battery status.
- **Play/Pause Button:** Starts or pauses playback.
- **Previous/Next Buttons:** Skips tracks or fast-forwards/rewinds.
- **Stop Button:** Stops playback.
- **RPT/PROG Button:** Controls repeat modes and programming tracks.
- **BT Button:** Activates Bluetooth transmission mode.
- **FM Button:** Activates FM transmission mode.
- **M (Mode) Button:** Switches between CD, USB, Bluetooth, and FM modes.
- **EQ Button:** Cycles through equalizer presets.
- **Volume Control:** Adjusts audio output level.
- **USB Port:** For playing audio files from a USB drive.
- **Type-C Charging Port:** For charging the internal battery.

- **3.5mm Audio Out Jack:** For connecting headphones or external speakers.
- **Built-in Stereo Speakers:** For direct audio playback.

SETUP

Charging the Battery:

The device is equipped with a built-in 2000mAh rechargeable Li-ion battery. Before first use, fully charge the player.

1. Connect the provided USB-C charging cable to the Type-C charging port on the player.
2. Connect the other end of the USB-C cable to a USB power adapter (not included) or a computer's USB port.
3. The battery indicator on the LCD display will show charging status. A full charge provides up to 15 hours of playtime at medium volume.



Image: The portable CD player connected to a power source via its USB-C cable, resting on a nightstand next to a bed.

Inserting a CD:

1. Locate the CD compartment latch/button on the side of the player and slide/press it to open the lid.
2. Carefully place the CD onto the center spindle with the label side facing up.
3. Gently press the CD down until it clicks into place.
4. Close the CD compartment lid firmly until it latches.

Programmable CD Player

Enjoy your favorite CDs, CD-R/RW, MP3 and Audiobook CDs with shuffle, repeat, and program functions.



Audio-CD



MP3



WMA



WAV



Audio-Book



Image: The portable CD player with its lid open, showing a blue CD disc inserted into the compartment, ready for playback.

OPERATING INSTRUCTIONS

CD Playback:

1. Insert a CD as described in the Setup section.
2. Press the **Play/Pause** button to begin playback.
3. Use the **Previous/Next** buttons to navigate between tracks. Hold to fast-forward or rewind.
4. Press the **RPT/PROG** button to cycle through repeat modes (repeat one, repeat all, random) or to program a custom playback order.
5. Press the **Stop** button to end playback.
6. Adjust volume using the dedicated volume control.

USB Playback:

The player supports MP3, WMA, and WAV audio files from a USB drive.

1. Insert a USB flash drive into the USB port.
2. Press the **M (Mode)** button to switch to USB mode.
3. Use the **Play/Pause**, **Previous/Next**, and **RPT/PROG** buttons as you would for CD playback.

Multiformat USB Player

Enjoy an expanded library of MP3, WMA and WAV audio files with shuffle, repeat, and program functions.



Image: The portable CD player with a USB flash drive inserted into its side port, illustrating its multi-format USB playback capability.

Bluetooth Transmission:

Stream audio wirelessly to Bluetooth-enabled headphones or speakers. *Note: This feature does not support connections to car stereo systems.*

1. Ensure your Bluetooth headphones or speaker are in pairing mode.
2. On the CD player, press the **BT** button. The Bluetooth indicator on the display will flash.
3. The player will automatically search for and connect to nearby Bluetooth devices. Once connected, the indicator will stop flashing.

Bluetooth Transmitter

Stream audio wirelessly to Bluetooth-enabled headphones or speakers.



Note: The Bluetooth transmitter does not support connections to car stereo systems.

Image: The portable CD player wirelessly transmitting audio to two external Bluetooth speakers, demonstrating its Bluetooth transmission capability.

FM Transmission:

Transmit audio signals to nearby FM radios, including car FM stereos and home stereo systems.

1. Press the **FM** button on the CD player. The display will show an FM frequency.
2. Tune your FM radio (car stereo, home stereo) to the same frequency displayed on the CD player.
3. Adjust the frequency on the CD player using the **Previous/Next** buttons if interference occurs or to find a clearer channel.

FM Transmitter

Transmit audio signals via FM radio frequencies to nearby car FM stereos and home stereo systems.



Image: The portable CD player placed on a car dashboard, transmitting audio to the car's FM stereo system, indicated by an FM frequency on the car's display.

Using Headphones/External Speakers:

For private listening or connecting to wired audio systems:

- Plug the included wired headphones into the 3.5mm audio out jack.
- Alternatively, connect an audio cable (not included) from the 3.5mm audio out jack to the AUX input of external speakers or an audio system.
- The built-in speakers will automatically mute when headphones or external speakers are connected.

Built-in Stereo Speakers

Experience crisp sound through the built-in dual speakers or utilize the included headphones for private listening.



Image: A close-up of the portable CD player, visually representing sound waves emitting from its dual stereo speakers, emphasizing the built-in audio capability.

MAINTENANCE

- **Cleaning:** Use a soft, dry, lint-free cloth to clean the exterior of the player. For the CD lens, use a specialized CD lens cleaner. Do not use liquids or aerosol cleaners directly on the device.
- **Storage:** When not in use for extended periods, store the player in a cool, dry place, away from direct sunlight and extreme temperatures.
- **Battery Care:** To prolong battery life, avoid fully discharging the battery frequently. Charge the device regularly, even if not in active use.

TROUBLESHOOTING

Problem	Possible Cause	Solution
---------	----------------	----------

Problem	Possible Cause	Solution
Player does not turn on.	Battery is depleted.	Charge the player using the USB-C cable.
No sound from speakers/headphones.	Volume is too low; headphones not fully plugged in; incorrect mode selected.	Increase volume; ensure headphones are securely connected; press the M (Mode) button to select the correct source.
CD skipping or not playing.	CD is dirty, scratched, or inserted incorrectly; anti-skip function overwhelmed.	Clean the CD; ensure CD is properly seated; avoid strong vibrations.
Bluetooth connection issues.	Device not in pairing mode; too far from player; interference.	Ensure receiving device is in pairing mode; move closer to the player; restart both devices.
FM transmission static/poor quality.	Interference; incorrect frequency.	Adjust the FM frequency on the player and receiver to find a clear channel.

SPECIFICATIONS

Feature	Detail
Model Number	CP27BR
Product Dimensions	5.91 x 5.91 x 1.32 inches
Item Weight	10.9 ounces
Battery	2000mAh Lithium Ion (rechargeable)
Playtime	Up to 15 hours (at medium volume)
Supported CD Formats	CD, CD-R/RW, MP3 CD, Audio Book CD
Supported USB Formats	MP3, WMA, WAV
Anti-Skip Protection	60 seconds
Connectivity	USB, Bluetooth Transmitter, FM Transmitter, 3.5mm Audio Out
Special Features	Built-in Stereo Speakers, Resume Play, Shuffle, Repeat, Program Functions, 5 EQ Options

WARRANTY AND SUPPORT

MEGATEK offers comprehensive support for its products:

- **12-Month Replacement:** In case of product defects or issues within 12 months of purchase.
- **Lifetime Technical Support:** Assistance with product usage, troubleshooting, and general inquiries.

- **24/7 Customer Service:** Available through Amazon buyer-seller messaging.

For any questions or problems, please contact MEGATEK customer service via the Amazon platform or refer to the contact information provided in the product packaging.







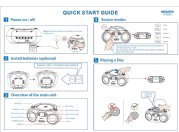
Image: A graphic detailing MEGATEK's customer support, including 12-month replacement, lifetime technical support, and 24/7 Amazon buyer-seller messaging, alongside an image of customer service representatives.



© 2025 MEGATEK. All rights reserved.

Related Documents - CP27BR

<div><div>MEGATEK</div><div>Portable CD Player CP27BR</div><div></div><div>USER'S MANUAL</div><div><div>One (1) Year Replacement for Defective Product.</div><div>Questions or Problems? Contact Us:</div><div> sales@megatek.com</div><div> Amazon Buyer-Seller Messaging</div></div></div>	<div><div>Megatek CP27BR Portable CD Player User Manual</div><div>User manual for the Megatek CP27BR Portable CD Player, detailing features, operation, safety, troubleshooting, specifications, and warranty information.</div></div>
---	--

 <p>MEGATEK</p> <p>Portable CD Player CP27BR</p> <p>USER'S MANUAL</p> <p>One (1) Year Replacement for Defective Product. Questions or Problems? Contact Us: • sales@megatek.com • Amazon Buyer-Seller Messaging</p>	<p>Megatek CP27BR Portable CD Player User Manual</p> <p>User manual for the Megatek CP27BR Portable CD Player with Bluetooth, covering features, operation, troubleshooting, and specifications.</p>
 <p>QUICK START GUIDE</p>	<p>Megatek DP-225M66HD Quick Start Guide</p> <p>A concise guide to setting up and using the Megatek DP-225M66HD DVD Player, including connecting to TV, using the remote control, powering on, selecting OSD language, playing discs, and playing USB flash drives.</p>
 <p>MEGATEK</p> <p>Portable CD Player with Bluetooth CB-M25BT</p> <p>USER'S MANUAL</p>	<p>Megatek CB-M25BT Portable CD Player with Bluetooth - User Manual</p> <p>User manual for the Megatek CB-M25BT Portable CD Player with Bluetooth. Learn about features, setup, operation, troubleshooting, and specifications.</p>
 <p>QUICK START GUIDE</p>	<p>MEGATEK DP-260M55HD Quick Start Guide: Setup and Operation</p> <p>A concise guide to setting up and operating the MEGATEK DP-260M55HD DVD player, covering TV connection, remote control usage, power on, disc playback, and USB drive functionality.</p>
 <p>QUICK START GUIDE</p>	<p>MEGATEK CB-M25BT Quick Start Guide</p> <p>A concise guide to setting up and operating the MEGATEK CB-M25BT portable CD player boombox, covering power, battery installation, unit overview, source modes, disc placement, volume adjustment, radio, Bluetooth, USB, and AUX IN functions.</p>

Covered Equipment Attestation Letter
For Certification Service in the USA

Federal Communication Commission
Equipment Authorization Division, Application Processing Branch
7435 Oakland Mills Road
Columbia, MD 21046

To whom it may concern

Pursuant to Section 2.101.005(b)(6) of the Commission's Rules (47 C.F.R.) we attest as follows for the product listed below:

FCC ID	Model name
2ATSK-CP27BR	CP27BR-BK

Via:

Applicant
Company Name: Shenzhen Megatek Electronics Co., LTD Address: Flat D, 16/F, Hyde Centre, 18 Luod Road, Wan Chai, Hong Kong, China Phone: +852-28150131

certify that the equipment for which authorization is sought is not "covered" equipment prohibited from receiving an equipment authorization pursuant to Section 2.103 of the FCC rules.

If you have any questions, please feel free to contact us at the address shown below.

Sincerely,

 Signature Date: 2024-01-23

Name / Title: Jingdong Tian / General Manager
Company: Shenzhen Megatek Electronics Co., LTD
Address: Flat D, 16/F, Hyde Centre, 18 Luod Road, Wan Chai, Hong Kong, China
Phone: +852-28150131
Fax: +852-27797973
Email: info@megatek.com

[pdf]

Microsoft Office Anwender Covered equipment letter Shenzhen Megatek Electronics Co LTD CP27BR Portable CD 2ATSK 2ATSKCP27BR cp27br

Covered Equipment Attestation Letter For Certification Service in the USA Federal Communication Com ... s Rules 47 C.F.R. we attest as follows for the product listed below: FCC ID Model name 2ATSK-**CP27BR CP27BR**-BK We, applicant Company Name: Shenzhen Megatek Electronics Co., LTD Address: Flat ...
lang:en score:39 filesize: 183.68 K page_count: 1 document date: 2024-01-29

Page 1 of 36 FCC ID: 2ATSK-CP27BR Report No.: LCSA09043133EA

FCC TEST REPORT
FOR

Shenzhen Megatek Electronics Co., Ltd.
Portable CD
Test Model: CP27BR-BK
Additional Model No.: Please Refer to Page 6

Prepared for: Shenzhen Megatek Electronics Co., Ltd.
Address: Unit D, 16/F, One Capital Place, 18 Luod Road, Wan Chai, Hong Kong

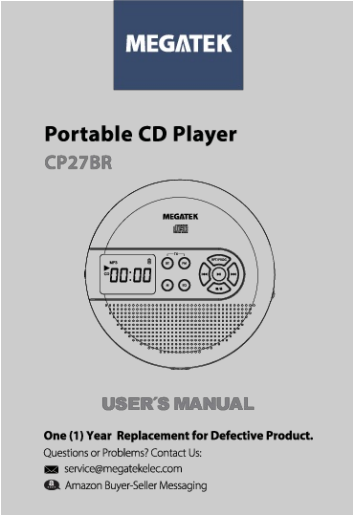
Prepared by: Shenzhen LCS Compliance Testing Laboratory Ltd.
Address: 201, 20th Floor, A, 301 Building C, Jia Hui Industrial Park, Yantian Industrial Zone, Shajing Street, Baoan District, Shenzhen, 518005, China
Tel: +86(755)82591130
Fax: +86(755)82591132
Web: www.LCS-test.com
Email: webmaster@LCS-test.com

Date of receipt of test sample: September 05, 2023
Number of tested samples: 2
Sample No.: A09043133-1, A09043133-2
Serial numbers: Prototype
Date of Test: September 05, 2023 ~ September 12, 2023
Date of Report: September 12, 2023

Shenzhen LCS Compliance Testing Laboratory Ltd.
Address: 201, 20th Floor, A, 301 Building C, Jia Hui Industrial Park, Yantian Industrial Zone, Shajing Street, Baoan District, Shenzhen, 518005, China
Tel: +86(755)82591130 (E-mail: webmaster@lcs-test.com) (Web: www.lcs-test.com)
Email: info@lcs-test.com

[pdf] Test Report

Shenzhen Sunspring Electronics Co Ltd Keyboard OJWCG107C Violet Wang Test Report BT Megatek LTD CP27BR 2ATSK 2ATSKCP27BR cp27br
Page 1 of 36 FCC ID: 2ATSK-**CP27BR** Report No.: LCSA09043133EA FCC TEST REPORT FOR Shenzhen Megatek Electronics Co., Ltd. Portable CD Test Model: **CP27BR**-BK Additional Model No.: Please Refer to Page 6 Prepared for Address : Shenzhen Megatek Electronics Co., Ltd. : Unit D, 16/F, One Capital Plac...
lang:en score:39 filesize: 1.27 M page_count: 36 document date: 2023-09-12



Megatek CP27BR Portable CD Player User Manual

User manual for the Megatek CP27BR Portable CD Player, detailing features, operation, safety, troubleshooting, specifications, and warranty information.
lang:en score:38 filesize: 1.65 M page_count: 19 document date: 2024-01-24



[pdf] Confidentiality Request Letter

Microsoft Office Anwender Confidentiality request letter Shenzhen Megatek Electronics Co LTD CP27BR

Portable CD 2ATSK 2ATSKCP27BR cp27br

Confidentiality Request Letter For Certification Service in the USA Federal Communication Commissio ... tion Act, we request confidentiality for the documentation of the following products: FCC ID 2ATSK-**CP27BR** Model name **CP27BR**-BK For the products listed above, we request permanent confidentiality fo... lang:en score:38 filesize: 176.14 K page_count: 1 document date: 2024-01-29

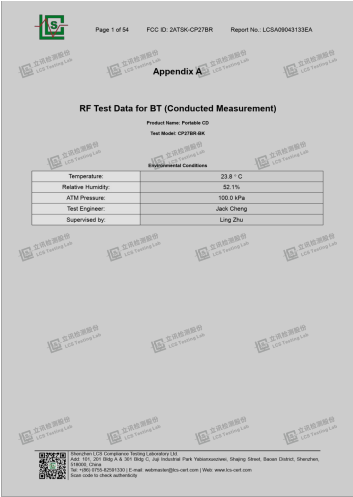


[pdf] Declaration of Conformity

Microsoft Word US Agent 2 911 d 7 2ATSK CP27BR doc Miranda Lu attestation letter Shenzhen

Megatek Electronics Co LTD Portable CD 2ATSKCP27BR cp27br

Shenzhen Megatek Electronics Co., LTD Federal Communications Commission Authorization and Evaluatio ... eir agent for service of process for the equipment for which authorization is sought FCC ID: 2ATSK-**CP27BR** : Name and company of U.S. agent: Physical U.S. address of agent: FRN of U.S. agent: Email a... lang:en score:37 filesize: 163.93 K page_count: 1 document date: 2024-01-24



[pdf]

WCB Appendix A test data BT Shenzhen Megatek Electronics Co LTD CP27BR Portable CD 2ATSK 2ATSKCP27BR cp27br

Page 1 of 54 FCC ID: 2ATSK-**CP27BR** Report No.: LCSA09043133EA Appendix A RF Test Data for BT Conducted Measurement Product Name: Portable CD Test Model: **CP27BR**-BK Temperature: Relative Humidity: ATM Pressure: Test Engineer: Supervised by: Environmental Conditions 23.8 C 52.1 100.0 kPa Jack... lang:en score:31 filesize: 5.41 M page_count: 54 document date: 2024-01-25



[pdf] Product Photos Teardown

EXTERIOR PHOTOGRAPHS Tian Internal photos Shenzhen Megatek Electronics Co LTD CP27BR
Portable CD 2ATSK 2ATSKCP27BR cp27br

Page 1 of 6 FCC ID: 2ATSK-**CP27BR** Internal Photos of the EUT Fig. 1 Fig. 2
Shenzhen LCS Compliance Testing Laboratory Ltd. Add: 101, 201 Bldg A 301 Bldg C,
Juji Industrial Park Yabianxueziwei, Shajing Street, Baoan District, Shenzhen,
518000, China Tel: 86 0755-82591330 E-mail: webmaster l...

lang:en score:31 filesize: 1.75 M page_count: 6 document date: 2023-09-12



[pdf] SAR Rating

tcsevers RF exposure evaluation Shenzhen Megatek Electronics Co LTD CP27BR Portable CD 2ATSK
2ATSKCP27BR cp27br

Page 1 of 4 FCC ID: 2ATSK-**CP27BR** FCC RF Exposure Evaluation 1. Product
Information FCC ID Product name Test Model Power Supply Hardware Version
Software Version Frequency Range Channel Number Channel Spacing Modulation
Type Bluetooth Version Antenna Type Antenna Gain Exposure category EUT Type
D...

lang:en score:31 filesize: 337.81 K page_count: 4 document date: 2023-09-12



[pdf] Product Photos

EXTERIOR PHOTOGRAPHS Tian External photos Shenzhen Megatek Electronics Co LTD CP27BR
Portable CD 2ATSK 2ATSKCP27BR cp27br

Page 1 of 4 External Photos of the EUT FCC ID: 2ATSK-**CP27BR** Fig. 1 Fig. 2
Shenzhen LCS Compliance Testing Laboratory Ltd. Add: 101, 201 Bldg A 301 Bldg C,
Juji Industrial Park Yabianxueziwei, Shajing Street, Baoan District, Shenzhen,
518000, China Tel: 86 0755-82591330 E-mail: webmaster lc...

lang:en score:30 filesize: 942.28 K page_count: 4 document date: 2023-09-12



[\[pdf\] Label](#)

Tian Label and label location Shenzhen Megatek Electronics Co LTD CP27BR Portable CD 2ATSK 2ATSKCP27BR cp27br

Page 1 of 1 LABEL AND LOCATION Portable CD Model: **CP27BR**-BK FCC ID: 2ATSK-**CP27BR** FCC ID: 2ATSK-**CP27BR** Size: L3.0cm x 5.0cm Label Location Shenzhen LCS Compliance Testing Laboratory Ltd. Add: 101, 201 Bldg A 301 Bldg C, Juji Industrial Park Yabianxueziwei, Shajing Street, Baoan District, Shen...

lang:en score:30 filesize: 355.85 K page_count: 1 document date: 2023-09-12

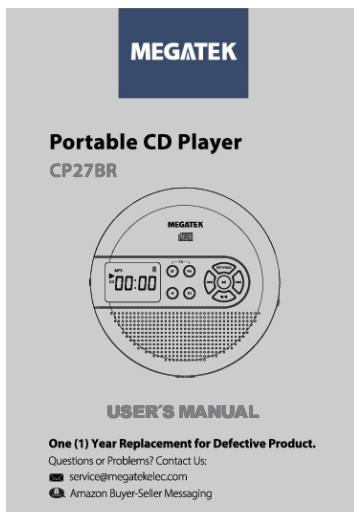


[\[pdf\] Product Photos](#)

Tian Test setup photos Shenzhen Megatek Electronics Co LTD CP27BR 2ATSK 2ATSKCP27BR cp27br

Page 1 of 2 FCC ID: 2ATSK-**CP27BR** Test Setup Photos of the EUT Test Setup Photo s of Radiated Emissions Measurement Fig. 1 Fig. 2 Shenzhen LCS Compliance Testing Laboratory Ltd. Add: 101, 201 Bldg A 301 Bldg C, Juji Industrial Park Yabianxueziwei, Shajing Street, Baoan District, Shenzhen, 5180...


lang:tl score:30 filesize: 685.47 K page_count: 2 document date: 2023-09-12



[Megatek CP27BR Portable CD Player User Manual](#)

User manual for the Megatek CP27BR Portable CD Player with Bluetooth, covering features, operation, troubleshooting, and specifications.

lang:tl score:27 filesize: 2.39 M page_count: 22 document date: 2025-07-14



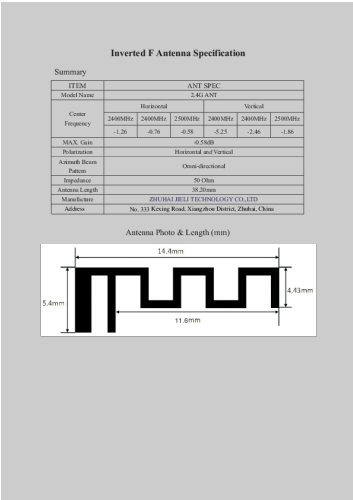
[pdf]

Microsoft Office Anwender Covered equipment identification letter Shenzhen Megatek Electronics Co LTD
CP27BR Portable CD 2ATSK 2ATSKCP27BR cp27br
Covered Equipment Identification Letter For Certification Service in the USA Federal
Communication Commission Equipment Authorization Division, Application
Processing Branch 7435 Oakland Mills Road Columbia, MD 21048 To whom it may
concern Pursuant to Section 2.911 d 5 ii of the Commission s R...
lang:en score:26 filesize: 180.21 K page_count: 1 document date: 2024-01-29



[pdf] User Manual

MEGATEK CP27BR User s Manual Keep the lens on CD player clean and do not touch it If you so may
be damaged will operate properly megatekelec static upload file 20241016 |||
...
lang:en score:22 filesize: 2.1 M page_count: 20 document date: 2024-10-16



[pdf] Specifications Declaration of Conformity

Microsoft Word Inverted F Antenna Specification doc Administrator information Shenzhen Megatek
Electronics Co LTD CP27BR Portable CD 2ATSK 2ATSKCP27BR cp27br
Inverted F Antenna Specification Summary ITEM Model Name Center Frequency
MAX. Gain Polarization Azimuth Beam Pattern Impedance Antenna Length
Manufacture Address ANT SPEC 2.4G ANT Horizontal Vertical 2400MHz 2400MHz
2500MHz 2400MHz 2400MHz 2500MHz -1.26 -0.76 -0.58 -5.25 -0.58dB Horizont...
lang:fr score:15 filesize: 1.21 M page_count: 3 document date: 2024-01-29