

Monster MH22107

Monster Wireless Earbuds Bluetooth 5.3 Headphones

Model: MH22107

Brand: Monster

INTRODUCTION

Thank you for choosing Monster Wireless Earbuds. These in-ear stereo earphones are designed to provide a high-quality audio experience with advanced features for convenience and durability. This manual will guide you through the setup, operation, and maintenance of your new earbuds.

WHAT'S IN THE BOX



Image: Contents of the Monster Wireless Earbuds package, showing the earbuds, charging case, USB-C charging cable, and multiple sets of silicone ear tips.

- Monster Wireless Earbuds (Left and Right)
- Charging Case
- USB-C Charging Cable
- Silicone Ear Tips (3 sizes: Small, Medium, Large)
- User Manual (this document)

PRODUCT OVERVIEW



Image: The Monster Wireless Earbuds resting inside their silver charging case, with the lid open, showcasing the earbuds' design.

The Monster Wireless Earbuds feature a compact and ergonomic design for a secure and comfortable fit. The charging case is designed for portability and provides extended battery life for your earbuds.

Free Talk Face To Face

Bluetooth 5.3 and 2 Microphone & Advanced Noise-Canceling Technology allow N-Lite to make clear calls in noisy Environments.




Image: An internal diagram of a Monster earbud, illustrating the placement of two microphones (MIC1 and MIC2) and the integrated Bluetooth 5.3 chip for clear communication and stable connection.

Equipped with Bluetooth 5.3 technology, these earbuds offer good sound quality and a strong, low-latency signal. They include dual microphones for clear calls and advanced noise-canceling technology to reduce environmental noise during conversations.

CD-Level Sound Quality



Immersive 10 mm drivers provide generous
Big Bass sound, every tone to
its original brilliance.




Image: A detailed view of the 10mm dynamic audio drivers within the Monster earbuds, designed to deliver immersive sound with enhanced bass.

The 10mm dynamic drivers provide pure, immersive sound with enhanced bass. Smart touch controls on each earbud allow for easy management of volume, calls, and voice assistants.

SETUP

Initial Charge

Before first use, fully charge your earbuds and charging case. Place the earbuds into the charging case, ensuring they are properly seated. Connect the USB-C charging cable to the port on the case and plug the other end into a compatible USB power source. The indicator light on the case will show charging status and turn off or change color when fully charged (approximately 1 hour for a full charge of the case).

Pairing with a Device

Rapid One-step Pairing

Wide compatibility



android



apple



windows



Image: A smartphone screen displaying the Bluetooth pairing process for the Monster N-Lite Clear Talk earbuds, indicating compatibility with Android, Apple, and Windows operating systems.

1. Ensure the earbuds are in the charging case and the case lid is open.
2. On your device (smartphone, laptop, tablet, etc.), enable Bluetooth.
3. Search for available Bluetooth devices. You should see "Monster N-Lite Clear Talk" or a similar name.
4. Select the earbuds from the list to connect. A voice prompt will confirm successful pairing.
5. Once paired, the earbuds will automatically connect to the last paired device when removed from the case.

These earbuds support multi-switch connecting, allowing them to intelligently connect to the nearest active Bluetooth device if multiple paired devices are in proximity.

OPERATING INSTRUCTIONS

Touch Controls

The Monster Wireless Earbuds feature intuitive touch controls on each earbud. Specific functions may vary slightly depending on your device and application.

| Action | Function |
|---------------------------|-----------------------------------|
| Single Tap | Play/Pause music, Answer/End call |
| Double Tap (Left Earbud) | Previous Track |
| Double Tap (Right Earbud) | Next Track |
| Triple Tap | Activate Voice Assistant |
| Long Press (Left Earbud) | Volume Down |
| Long Press (Right Earbud) | Volume Up |
| Long Press (during call) | Reject Call |

CHARGING

The earbuds provide up to 60 hours of total playtime with multiple charges from the compact charging case. A quick 10-minute charge can provide up to 2 hours of playtime, ideal for urgent use.

- To charge the earbuds: Place them into the charging case. They will automatically begin charging.
- To charge the case: Connect the USB-C cable to the charging port on the case and a power source. The indicator light on the case will illuminate during charging.

MAINTENANCE AND CARE

To ensure the longevity and optimal performance of your Monster Wireless Earbuds, follow these care guidelines:

- **Cleaning:** Regularly clean the earbuds and charging case with a soft, dry, lint-free cloth. Do not use harsh chemicals or abrasive materials.
- **Water Resistance:** The earbuds are IPX8 watertight, meaning they can withstand immersion in 1 meter of water for up to 30 minutes. They are resistant to sweat and rain. However, the charging case is not waterproof. Ensure earbuds are dry before placing them back into the charging case.
- **Storage:** Store the earbuds and case in a cool, dry place away from extreme temperatures and direct sunlight.
- **Ear Tips:** Clean the silicone ear tips regularly. If they become damaged or lost, use the included spare tips or purchase replacements.

TROUBLESHOOTING

If you encounter issues with your earbuds, refer to the following common solutions:

| Problem | Possible Cause / Solution |
|---------------------|---|
| Earbuds not pairing | Ensure earbuds are charged and in pairing mode (case lid open). Turn off and on Bluetooth on your device. Forget the device in your Bluetooth settings and re-pair. Ensure no other devices are actively connected to the earbuds. |



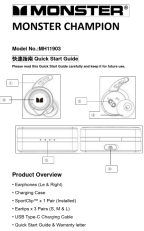



| Problem | Possible Cause / Solution |
|----------------------------------|---|
| Only one earbud working | Place both earbuds back in the case, close the lid, wait a few seconds, then open and try again. Ensure both earbuds are charged. |
| Low volume or poor sound quality | Adjust volume on both your device and using earbud touch controls. Ensure ear tips are correctly sized and sealed in your ear canal. Clean any debris from the earbud speakers and ear tips. Move closer to your connected device to avoid interference. |
| Earbuds not charging | Ensure the charging cable is securely connected to both the case and the power source. Try a different USB-C cable or power adapter. Clean the charging contacts on both the earbuds and inside the case. |


SPECIFICATIONS

- **Model Name:** MH22107
- **Brand:** Monster
- **Connectivity:** Bluetooth 5.3 (Wireless)
- **Audio Driver Size:** 10mm Dynamic Driver
- **Frequency Range:** 20Hz-20kHz
- **Impedance:** 400 Ohm
- **Noise Control:** Adaptive Noise Cancellation
- **Water Resistance:** IPX8 (Waterproof)
- **Battery Life:** Up to 60 hours total playtime (with charging case)
- **Charging Time:** Approximately 1 hour (for full case charge)
- **Control Method:** Touch Control
- **Material:** Silicone, Plastic
- **Item Weight:** 4.6 ounces
- **Compatible Devices:** Smartphones, Laptops, Desktops, Tablets, Smart Speakers, Televisions, Gaming Consoles

WARRANTY AND SUPPORT

For warranty information and customer support, please refer to the official Monster website or contact their customer service directly. Keep your purchase receipt as proof of purchase for any warranty claims. For further assistance, visit the [Monster Store on Amazon](#).

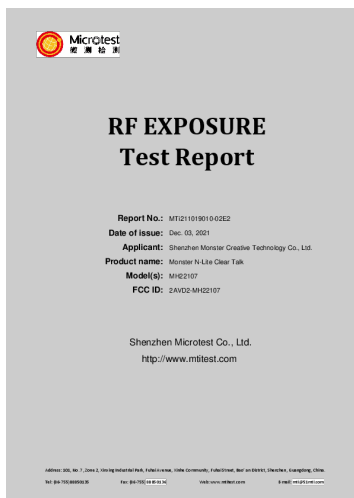
| | |
|---|--|
|  | <p>Monster N-Lite Clear Talk MH22107 Quick Start Guide</p> <p>Quick start guide for the Monster N-Lite Clear Talk MH22107 earbuds, covering product overview, pairing, volume control, call functions, music playback, and FCC statement.</p> |
|  | <p>Monster MH12005 In-ear Earphones Quick Start Guide</p> <p>Quick start guide for Monster MH12005 In-ear Earphones, covering product overview, charging, pairing, call and music controls, indicator lights, and FCC compliance information. Learn how to set up and use your Monster Achieve 300 AirLinks wireless earbuds.</p> |
|  | <p>Monster Champion MH11903 Wireless Earphones Quick Start Guide</p> <p>This quick start guide provides essential information for the Monster Champion MH11903 wireless earphones, covering product overview, setup, pairing, controls, and troubleshooting.</p> |
|  | <p>Monster Open Ear AC336 Quick Start Guide - Bluetooth Earphones</p> <p>Concise and SEO-optimized HTML guide for Monster Open Ear AC336 Bluetooth earphones, covering setup, pairing, usage, and troubleshooting. Includes product overview, charging, wearing instructions, MFB operations, LED indicators, and FCC statement.</p> |
|  | <p>Monster Open Ear AC225 Bluetooth Headphones Quick Start Guide</p> <p>A concise guide to setting up and using your Monster Open Ear AC225 Bluetooth Headphones, covering charging, pairing, wearing, and basic operations.</p> |
|  | <p>Monster Mobile Jamz: High Performance Music Phone Headphones - User Manual & Guide</p> <p>Discover the Monster Mobile Jamz, high-performance in-ear headphones designed for music phones. This guide covers product features, safe listening practices, usage instructions, care, and warranty information.</p> |



[Monster N-Lite Clear Talk MH22107 Quick Start Guide](#)

Quick start guide for the Monster N-Lite Clear Talk MH22107 earbuds, covering product overview, pairing, volume control, call functions, music playback, and FCC statement.


lang:en score:39 filesize: 303.46 K page_count: 5 document date: 2021-12-08



[RF Exposure Test Report for Monster N-Lite Clear Talk MH22107](#)

This report details the RF exposure test results for the Monster N-Lite Clear Talk (Model MH22107), conducted by Shenzhen Microtest Co., Ltd. It covers SAR test exclusion considerations and thresholds.

lang:en score:32 filesize: 225.07 K page_count: 6 document date: 2021-12-10



[Monster N-Lite Clear Talk MH22107 FCC Test Report](#)

Official FCC test report for the Monster N-Lite Clear Talk Bluetooth earphone (Model MH22107) by Shenzhen Monster Creative Technology Co., Ltd. This report, verified by Shenzhen Microtest Co., Ltd., confirms compliance with FCC Part 15.247 standards.

lang:en score:32 filesize: 2.66 M page_count: 53 document date: 2021-12-10

Letter of Authorization

Company: Shenzhen Monster Creative Technology Co., Ltd

Address: Flat G, 3/F, Building D, The Central Avenue, Xixiang Street, Bao'an District, Shenzhen, Guangdong.

Product Name: Monster N-Lite Clear Talk

Model Number: MH22107

FCC Identifier: 2AVD2-MH22107

We authorize LGI Technological Center S.A., Ronda de la Font del Carme, s/n, 08193 Bellaterra, Spain, to act on our behalf on all matters concerning the above named equipment.

Any individual within LGAI Technological Center S.A. is authorized to act on our behalf and take action on the application.

We declare that authorize LGAI Technological Center S.A., Ronda de la Font del Carme, s/n, 08193 Bellaterra, Spain, is allowed to forward all information related to the approval project to the Federal Communication Commission and to discuss any issues concerning the approval application. Any and all acts carried out by LGAI Technological Center S.A. on our behalf shall have the same effect as acts of our own.

Name: runlong Wang

Date: 12/8/2021

Title: R & D Manager

Signature of applicant: *Rubing Wang*

51

Letter of Authorization - Monster N-Lite Clear Talk MH22107

Official letter of authorization from Shenzhen Monster Creative Technology Co., Ltd. granting LGAI Technological Center S.A. the authority to act on their behalf for the Monster N-Lite Clear Talk (Model MH22107) FCC approval process.

lang:en score:32 filesize: 83.26 K page_count: 1 document date: 2021-12-08

[\[pdf\]](#) User Manual Label

COMPANY LETTERHEAD Baschin ets ID label and location Shenzhen Monster Creative Technology Co
Ltd MH22107 N Lite Clear Talk 2AVD2 2AVD2MH22107 mh22107

Shenzhen Monster Creative Technology Co., Ltd Dear Sirs: 12/10/2021 We hereby declare that because the earphone size is too small, the FCC ID number is printed on the User Manual, hereby declare. FCC ID: 2AVD2-**MH22107** Sincerely, Signature:

Name: runlong Wang Title: R D Manager Company: Shenzhe...

lang:en score:31 filesize: 80.38 K page_count: 1 document date: 2021-12-10

[\[pdf\]](#) Confidentiality Request Letter

Adria Galin Pons Applus Confidentiality Shenzhen Monster Creative Technology Co Ltd MH22107 N Lite
Clear Talk 2AVD2 2AVD2MH22107 mh22107

C5266091_X10_Ed.2 Shenzhen Monster Creative Technology Co., Ltd. Office of Engineering Technology Federal Communications Commission 7435 Oakland Mills Road Columbia, MD 21046 Subject: Request for Confidentiality FCC ID:

2AVD2-MH22107 Date: 12/8/2021 To Whom It May Concern, Pursuant to the provis...

lang:en score:30 filesize: 107.32 K page count: 2 document date: 2021-12-08

Shenzhen Monster Creative Technology Co., Ltd.

Office of Engineering Technology
Federal Communications Commission
7435 Oakland Mills Road
Columbia, MD 21046
Subject: Request for Confidentiality
FOI ID: 2AVD2-MH22107

Date: 12/8/2021

To Whom It May Concern,

Pursuant to the provisions of Sections 0.457 and 0.459 of Commission's rules (47CPR0.457, 0.459), we are requesting the Commission to withhold the following information from public release:


| Exhibits | Long-Term Confidentiality | Short-Term Confidentiality | NOTE |
|----------------------------------|-------------------------------|-------------------------------|------|
| 10 Label Location | No | No | |
| Approval Statement | No | No | |
| External Photos | No | <input type="checkbox"/> | |
| Block Diagram | <input type="checkbox"/> | <input type="checkbox"/> | |
| Schematics | <input type="checkbox"/> | <input type="checkbox"/> | |
| Test Report | No | No | |
| Test Setup Photos | No | <input type="checkbox"/> | |
| User's Manual | <input type="checkbox"/> NOTE | <input type="checkbox"/> | |
| Internal Photos | <input type="checkbox"/> NOTE | <input type="checkbox"/> | |
| Parts List / Tune Up | <input type="checkbox"/> NOTE | <input type="checkbox"/> | |
| RF Exposure Info | No | No | |
| Operational Description | Over 1,000,000 | <input type="checkbox"/> | |
| Over 1,000,000 | No | No | |
| RF Test Setup / Measurement Info | <input type="checkbox"/> | <input type="checkbox"/> | |

NOTE 1: Long Term Confidentiality may be permitted under special conditions (see E-2000-TIPSCO CONFIDENTIALITY, Section 3 of EOB 726920, see text in force)

Above mentioned document contains detailed system and equipment description are considered as proprietary information in operation of the equipment. The public disclosure of above documents might be harmful to our company and would give competitor an unfair advantage in the market.


It is our understanding that all measurement test reports, FCC ID label format and corresponding during certification review process cannot be granted as confidential documents and those information will be available for public review once the grant of equipment authorization is issued.

5/9




[pdf] Label

MONSTER w16 CMF 202110 5 Administrator ID label and location Shenzhen Monster Creative Technology Co Ltd MH22107 N Lite Clear Talk 2AVD2 2AVD2MH22107 mh22107 Earphone Design Roadmap 2021 Clarity Airlinks - CMF Model No.: **MH22107** Input: 5V 0.5A Made in China Model No.: **MH22107** Input: 5V 0.5A Made in China **MH2210721 901 00001 MH2210721 901 00001 TZKTTG2OMNZ 6Z SN: MH221072190100001 SN: MH22107 21901 00001, SS ...**
lang:en score:28 filesize: 212.97 K page_count: 1 document date: 2021-12-10



[pdf] Product Photos

ATTACHMENT PHOTOGRAPHS OF EUT WwW YImF CoM Test setup photos Shenzhen Monster Creative Technology Co Ltd MH22107 N Lite Clear Talk 2AVD2 2AVD2MH22107 mh22107 APPENDIX 2- Test setup photo Page 1 of 1 Model: **MH22107** Radiated emissions ---- End of Report---- Address: 101, No. 7, Zone 2, Xinxing Industrial Park, Fuhai Avenue, Xinhe Community, Fuhai Street, Bao an District, Shenzhen, Guangdong, China Tel: 86-755 88850135 Fax: 86-755 88850136 Web:www.m...
lang:en score:24 filesize: 785.71 K page_count: 1 document date: 2021-12-10



[pdf] Product Photos Teardown

ATTACHMENT PHOTOGRAPHS OF EUT WwW YImF CoM Internal photos Shenzhen Monster Creative Technology Co Ltd MH22107 N Lite Clear Talk 2AVD2 2AVD2MH22107 mh22107 APPENDIX 1- EUT PHOTO Page 1 of 6 Model: **MH22107** Photo 1 Photo 2 Address: 101, No. 7, Zone 2, Xinxing Industrial Park, Fuhai Avenue, Xinhe Community, Fuhai Street, Bao an District, Shenzhen, Guangdong, China Tel: 86-755 88850135 Fax: 86-755 88850136 Web:www.mtitest.com E-mail: mti 51mti.co...
lang:tl score:24 filesize: 5.4 M page_count: 6 document date: 2021-12-10



[pdf] Product Photos

ATTACHMENT PHOTOGRAPHS OF EUT WwW YImF CoM External photos Shenzhen Monster Creative Technology Co Ltd MH22107 N Lite Clear Talk 2AVD2 2AVD2MH22107 mh22107

APPENDIX 1- EUT PHOTO Page 1 of 7 Model: **MH22107** Photo 1 Photo 2 Address: 101, No. 7, Zone 2, Xinxing Industrial Park, Fuhai Avenue, Xinxing Community, Fuhai Street, Bao'an District, Shenzhen, Guangdong, China Tel: 86-755 88850135 Fax: 86-755 88850136 Web:www.mttest.com E-mail: mti@mti.com.cn

lang:tl score:24 filesize: 5.65 M page_count: 7 document date: 2021-12-10