

TTfone TT150

TTfone TT150 Unlocked Basic Mobile Phone User Manual

Model: TT150 | Brand: TTfone

INTRODUCTION

This manual provides essential instructions for setting up, operating, maintaining, and troubleshooting your TTfone TT150 mobile phone. Please read it carefully to ensure proper use and to maximize the device's features.



Figure 1: TTfone TT150 Mobile Phone Overview (Blue Model)

1. SETUP

1.1 Unboxing and Package Contents

Verify that all items are present in the package:

- TTfone TT150 Mobile Phone
- Lithium-ion Battery
- USB Cable
- User Manual

1.2 Battery Installation

1. Remove the back cover of the phone by gently prying it open from the notch.
2. Align the gold contacts of the Lithium-ion battery with the contacts in the battery compartment.
3. Insert the battery firmly into place.
4. Replace the back cover, ensuring it clicks securely.



Figure 2: Battery Installation and Charging Indication

1.3 SIM Card Installation (Dual SIM)

The TT150 supports two SIM cards, allowing you to manage two different numbers or networks simultaneously.

1. Ensure the phone is powered off and the battery is removed.
2. Locate the SIM card slots (SIM1 and SIM2) beneath the battery compartment.
3. Carefully insert your 2G compatible SIM cards into the designated slots, ensuring the gold contacts face downwards and the cut corner aligns correctly.
4. Reinsert the battery and replace the back cover.



Figure 3: Dual SIM Card Slots

Note: This phone operates exclusively on 2G networks. It is not compatible with 3G networks such as Three, Smarty, and ID Mobile.

1.4 Charging the Battery

1. Connect the USB cable to the charging port on the phone.
2. Connect the other end of the USB cable to a compatible USB power adapter or computer.
3. The battery indicator on the screen will show charging status.
4. Once fully charged, disconnect the charger. A full charge provides up to 5 days of standby time or 5 hours of talk time.



Figure 4: Charging the TT150 Battery

1.5 Powering On/Off

- **To Power On:** Press and hold the Power/End Call button (red button) until the screen lights up.
- **To Power Off:** Press and hold the Power/End Call button until the power-off options appear, then select "Power off".

2. OPERATING INSTRUCTIONS

2.1 Basic Call Functions

- **Making a Call:** Enter the phone number using the keypad and press the Call button (green button).
- **Answering a Call:** Press the Call button when the phone rings.
- **Ending a Call:** Press the Power/End Call button.
- **Adjusting Volume:** Use the navigation keys during a call to adjust the earpiece volume.



Figure 5: Dialing a Number

2.2 Messaging

To send and receive text messages:

1. From the main menu, navigate to "Messages".
2. Select "Write message" to compose a new text.
3. Enter the recipient's number or select from contacts.
4. Type your message using the keypad.
5. Press "Send".



Figure 6: Main Menu Interface

2.3 Camera

The TT150 features a 0.3-megapixel camera for basic photo and video capture.

- **Taking Photos:** Navigate to the "Camera" application from the menu. Frame your shot and press

the central navigation key to capture.

- **Flashlight Function:** The camera's LED can be used as a flashlight. Activate it via the side button or through the menu.



Figure 7: Rear Camera Detail

2.4 Bluetooth Connectivity

Connect your TT150 to other Bluetooth-enabled devices such as headsets, speakers, or car kits.

1. Go to "Settings" > "Bluetooth".
2. Turn Bluetooth "On".
3. Select "Search for devices" to find nearby Bluetooth accessories.
4. Select the desired device and follow on-screen prompts to pair.

2.5 Media Player and FM Radio

Enjoy music and videos stored on your phone or a Micro SD card (up to 32GB). The phone also features an FM radio.

- **Media Player:** Access "Multimedia" from the menu to play audio or video files.
- **FM Radio:** Select "FM Radio" from the menu. You can listen via the built-in speaker or connected headphones (3.5mm audio jack).

2.6 Alarm Function

Set up to three alarms for reminders.

1. Navigate to "Tools" > "Alarm".
2. Select an alarm slot to configure.
3. Set the time, repetition, alarm tone, and volume.
4. Save your settings.

2.7 Games

The TT150 comes with a pre-loaded game for entertainment. Access it via the "Games" option in the main menu.

2.8 LED Flashlight

Activate the bright LED flashlight using the dedicated button on the side of the phone or through the phone's menu for illumination in dark environments or as a signal light.

3. MAINTENANCE

3.1 Battery Care

- To prolong battery life, avoid exposing the phone to extreme temperatures.
- Charge the battery fully before first use.
- Do not leave the battery completely discharged for extended periods.

3.2 Cleaning

Wipe the phone with a soft, dry cloth. Avoid using liquid cleaners or abrasive materials.

3.3 Storage

If storing the phone for an extended period, ensure the battery is partially charged (around 50%) and store it in a cool, dry place.

4. TROUBLESHOOTING

Problem	Possible Cause	Solution
Phone does not power on	Battery is discharged or not installed correctly.	Charge the battery. Ensure the battery is correctly inserted.
Cannot make/receive calls	No network signal, SIM card not installed, or SIM card not 2G compatible.	Check network coverage. Reinstall SIM card. Ensure your SIM card uses a 2G network (not 3G like Three, Smarty, ID Mobile).
Poor call quality	Weak network signal or interference.	Move to an area with better signal. Avoid sources of interference.
Battery drains quickly	Frequent use, background applications, or old battery.	Reduce screen brightness. Close unused applications. Consider replacing the battery if it's old.

5. SPECIFICATIONS




Feature	Detail
Model	TT150
Brand	TTfone
Operating System	TTfone OS
Dimensions (L x W x H)	10.6 x 5 x 0.9 cm
Weight	160 grams
Battery	1 Lithium-ion (included), 600 mAh
Talk Time	Up to 5 hours
Standby Time	Up to 5 days
Display Size	1.8 inches




Feature	Detail
Camera	0.3 Megapixel (Rear)
Connectivity	Bluetooth, 2G Cellular
SIM Support	Dual SIM
Audio Jack	3.5 mm
Expandable Storage	Micro SD card slot (up to 32GB)
Special Features	Camera, Bluetooth, Dual SIM, Text/Messaging, Basic Phone, Media Player, FM Radio, Alarm, Games, LED Flashlight

6. WARRANTY AND SUPPORT

For warranty information, please refer to the documentation provided at the time of purchase or contact TTfone customer support. Information regarding spare parts availability is currently unavailable. For further assistance or technical support, please visit the official TTfone website or contact their customer service department.

Related Documents - TT150

	<p>TT760 Quick Guide - User Manual</p> <p>A concise guide to using the TTfone TT760 feature phone, covering setup, calls, messages, SOS features, and safety information.</p>
	<p>TTfone TT175 User Manual: Comprehensive Guide to Features and Operation</p> <p>Detailed user manual for the TTfone TT175 mobile phone, covering setup, making calls, sending messages, managing contacts, using apps, safety instructions, and troubleshooting.</p>
	<p>TTfone TT950: Frequently Asked Questions and Support Guide</p> <p>Comprehensive FAQ for the TTfone TT950 mobile phone, covering SIM card usage, software features like WhatsApp and Facebook, SOS functionality, data plans, software updates, contact management, and troubleshooting. Find answers to common questions about this 3G touchscreen device.</p>

	<p>TT760 User Manual - TTfone</p> <p>Comprehensive user manual for the TTfone TT760 flip mobile phone, covering safety instructions, getting started, making calls, messages, contacts, multimedia, apps, SOS features, settings, and troubleshooting.</p>
	<p>TTfone TT950 Titan User Manual: Setup, Features, and Troubleshooting</p> <p>Comprehensive user manual for the TTfone TT950 Titan mobile phone. This guide covers getting started, device features, safety instructions, and troubleshooting tips for optimal use.</p>
	<p>TTfone TT950 Titan User Manual: Features, Setup, and Troubleshooting Guide</p> <p>Comprehensive user manual for the TTfone TT950 Titan mobile phone. Covers setup, safety, calls, messaging, internet, camera, apps, troubleshooting, and technical specifications. Includes multilingual sections.</p>

Documents - TTfone – TT150

[pdf] User Manual Guide

Click hereTTfone TT150 Blue Dual SIM Easy to Use Mobile Vodafone PAYG Mains ChargerTT150 UM
EU languages FR IT ES DE PLcdn shopify s files 1 0651 2345 1131 PL v 1731328344 Quick Guide
eBayClick herePour allumer le téléphone assurez vous que la batterie est insérée correctement puis
appuyez et maintenez enfoncée touche rouge de fin d appel Appuyez et TTfone Charger1067c0a2 4bcc
4ad6 b85e 013f1bccb3dbTT150 PLdocs ebay document 1067c0a2 013f1bccb3dbcdn l utilisateurTT150
Basic Unlocked Phone with Bluetooth Long Life Battery Camera and Game Sturdy Lightweight Black
Charger Amazon fr ElectronicsPour Charger61WMhRGDh L1067c0a2 PLm media amazon images l
61WMhRGDh L ref dp product quick viewdocs ||| ||| TT150 Quick Guide This User Manual is in French,
Italian, German, Spanish and Polish. For English please see the separate manual in the box. Figure : 1
Figure : 2 troverai una piccola tacca, una volta rimosso il coperchio posteriore. Instal ||| TT150 Quick
Guide This User Manual is in French, Italian, German, Spanish and Polish. For English please see the
separate manual in the box. Figure : 1 Figure : 2 troverai una piccola tacca, una volta rimosso il coperchio
posteriore. Instal


TT150 Quick Guide This User Manual is in French, Italian, German, Spanish and Polish. For English please see the separate manual in the box. Figure : 1 Figure : 2 troverai una piccola tacca, una volta rimosso il coperchio posteriore. Installare le schede SIM facendole scorrere nei vani SIM1 e SIM2 ...
lang:it score:46 filesize: 117.95 K page_count: 2 document date: 2024-11-11



[\[pdf\]](#) User Manual Instructions


Click hereTTfone TT150 Blue Dual SIM Easy to Use Mobile Vodafone PAYG Mains ChargerTT150UM ENcdn shopify s files 1 0651 2345 1131 TT150UM EN v 1725630911 ChargerLiving Made TTfone Cheap and Phone179be66d 2b8a 4aa0 842d 3862712398cbcdn 1725630911livingmadeeasy blob core windows net dlf live product manual 7430369f 0941 4afd a7bd f9411072a255 179be66d 3862712398cb ||| ||| Thank you for choosing our mobile phone Please read this manual before use. Check out our website for video guides of how to use your phone www.ttfone.com TT150 User Manual We reserve the right to upgrade the software and product and/or to

Thank you for choosing our mobile phone Please read this manual before use. Check out our website for video guides of how to use your phone www.ttfone.com **TT150** User Manual We reserve the right to upgrade the software and product and/or to make changes to this user manual without prior notice. The ...
lang:en score:36 filesize: 536.26 K page_count: 2 document date: 2023-07-27



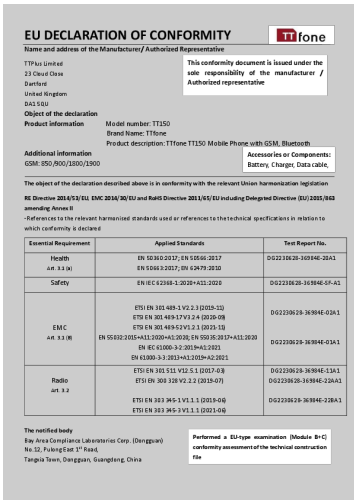
[\[pdf\]](#) User Manual Instructions

TTfone Mobile Phone Support TT150 UM EN cdn shopify s files 1 0651 2345 1131 ||| Thank you for choosing our mobile phone Please read this manual before use. Check out our website for video guides of how to use your phone www.ttfone.com **TT150** User Manual We reserve the right to upgrade the software and product and/or to make changes to this user manual without prior notice. The ...
lang:en score:28 filesize: 536.26 K page_count: 2 document date: 2023-07-27



[\[pdf\]](#) Specifications Decleration of Conformity Accessories Test Report

Administrator Click here to see TT150 document Declaration of Conformity Document TTfone DOC v 1693923465 cdn shopify s files 1 0651 2345 1131 Certificate ComplianceTTfone Basic Unlocked Mobile Phone with Bluetooth Long Life Battery Dual SIM Camera and Game Easy Use Sturdy Lightweight Black Charger Amazon fr ElectronicsTT150 169392346571L7QStSWKLcdn 1693923465m media amazon images I 71L7QStSWKL ref dp product quick view EU DECLARATION OF CONFORMITYCertificate ComplianceModel number Brand Name Product description GSM Additional information 850 900 1800 1900TTfone viewcdn ||| ||| EU DECLARATION OF CONFORMITY Name and address of the Manufacturer/ Authorized Representative TTPlus Limited This conformity document is issued under the 23 Cloud Close Dartford sole responsibility of the manufacturer / Authorized representa ||| EU DECLARATION OF CONFORMITY Name and address of the Manufacturer/ Authorized Representative TTPlus Limited This conformity document is issued under the 23 Cloud Close Dartford sole responsibility of the manufacturer / Authorized representa
EU DECLARATION OF CONFORMITY Name and address of the Manufacturer/ Authorized Representative TTPlu ... resentative United Kingdom DA1 5QU Object of the declaration Product information Model number: **TT150** Brand Name: TTfone Product description: TTfone **TT150** Mobile Phone with GSM, Bluetooth Addit...
lang:en score:26 filesize: 145.08 K page_count: 2 document date: 2023-09-05



[\[pdf\]](#) User Manual

User Manual TTfone TT150 Basic Mobile Phone Blue AmplifiedTelephones co uk UM EN PRINT 1 amplifiedtelephones user products large |||
...
lang:en score:23 filesize: 3.9 M page_count: 2 document date: 2023-07-26

