

JAKI JK5165

JAKI Christmas Train Building Kits Instruction Manual

Model: JK5165

1. INTRODUCTION

This manual provides detailed instructions for assembling and understanding your JAKI Christmas Train Building Kits. This educational building block set allows for the creation of a festive Christmas train display, suitable for ages 8 and up. The kit includes approximately 1000 pieces to construct a 4-in-1 Christmas-themed train set.



Image 1.1: Overview of the JAKI Christmas Train Building Kits, showing the assembled train and its packaging.

2. PRODUCT COMPONENTS

The JAKI Christmas Train Building Kits allow for the construction of a 4-in-1 Christmas train set, which includes a locomotive, a gingerbread house car, a Santa's sleigh car, and a Christmas tree snow globe car. These components can be combined or displayed separately.

4-IN-1 Christmas train set

Combined, taken apart, and matched as you like



Image 2.1: The complete 4-in-1 Christmas train set, illustrating its combined length of approximately 21.35 inches (54.24 cm) and height of 6.27 inches (15.92 cm).

2.1. Steam Locomotive

The front section of the train features a detailed steam locomotive head structure, designed with festive patterns on both sides.



Image 2.2: The steam locomotive component, measuring approximately 7.21 inches (18.32 cm) in length and 4.88 inches (12.4 cm) in height.

2.2. Sweet Gingerbread House Car

This car features a gingerbread house design with candy dessert decorations. It includes a rotatable column and a classic cute snowman figure.



Image 2.3: The gingerbread house car, approximately 6.01 inches (15.28 cm) long and 4.28 inches (10.88 cm) high.

2.3. Happy Sleigh Car

The sleigh car is adorned with various Christmas props and features a cute Santa Claus shape. It is designed with unique sleigh wheels.



Image 2.4: The Santa's sleigh car, measuring approximately 4.91 inches (12.48 cm) in length and 3.31 inches (8.4 cm) in height.

2.4. Happiness Christmas Tree Car

This car features a rich detail Christmas tree enclosed within a beautiful transparent cover, showcasing a variety of classic animal shapes.



Image 2.5: The Christmas tree snow globe car, approximately 4.41 inches (11.2 cm) long and 6.26 inches (15.92 cm) high.

3. ASSEMBLY INSTRUCTIONS

The JAKI Christmas Train Building Kits are designed for straightforward assembly. Follow the steps below to construct your train set:

1. **Unpack Components:** Carefully open the packaging and lay out all building blocks. It is recommended to sort pieces by color or type to facilitate the building process.
2. **Consult Paper Instructions:** Refer to the clear paper instructions included in your kit. These instructions provide step-by-step visual guides for assembling each section of the train.
3. **Assemble Sections:** Begin by assembling the individual sections: the steam locomotive, gingerbread house car, Santa's sleigh car, and Christmas tree car. Each section is designed for easy assembly, ensuring parts fit together securely.
4. **Combine Sections:** Once all four sections are built, connect them to form the complete Christmas train. The design allows for flexible combination and detachment.
5. **Verify Assembly:** After completing the assembly, ensure all parts are firmly connected and the structure is

stable.

The building blocks are made from high-quality ABS and carbon fiber materials, ensuring durability and compatibility with standard building block systems.

4. DISPLAY AND ARRANGEMENT

Once assembled, the JAKI Christmas Train Building Kits serve as an excellent decorative item. The 4-in-1 design offers versatility in how you choose to display it:

- **Full Train Display:** Connect all four sections to create a complete Christmas train, ideal for placement around a Christmas tree or on a mantelpiece.
- **Individual Displays:** Each car can be detached and displayed individually, allowing for creative arrangements throughout your home.
- **Themed Decor:** Integrate the train set into your existing Christmas decorations to enhance the festive atmosphere. Its traditional Christmas-style colors and design elements make it a suitable addition to any holiday collection.

5. CARE AND MAINTENANCE

To ensure the longevity and appearance of your JAKI Christmas Train Building Kits, follow these care and maintenance guidelines:

- **Cleaning:** Use a soft, dry cloth to gently wipe away dust from the assembled model. For more stubborn dirt, a slightly damp cloth can be used, followed by immediate drying. Avoid harsh chemicals or abrasive cleaners.
- **Storage:** When not on display, store the building blocks or assembled model in a cool, dry place away from direct sunlight to prevent discoloration or material degradation. If disassembling for storage, keep all pieces together in a sealed container.
- **Handling:** Handle the assembled model with care to prevent accidental detachment of pieces.

6. TROUBLESHOOTING

Should you encounter any issues during assembly or with the product, please refer to the following common solutions:

- **Missing Pieces:** In the event of missing building blocks, please contact JAKI customer support for assistance. The manufacturer offers free replacement parts.
- **Difficulty Fitting Pieces:** Ensure that you are using the correct pieces as indicated in the instruction manual. Apply gentle, even pressure when connecting blocks. If a piece does not fit, double-check its orientation and the surrounding assembly.
- **Loose Connections:** If parts feel loose, ensure they are fully pressed into place. The high-quality materials are designed to hold securely.

7. PRODUCT SPECIFICATIONS

Feature	Detail
Brand	JAKI
Model Name	JAKI Christmas Train Building Kits

Model Number	Jk5165
ASIN	B0CG9N3BHC
Product Dimensions (L x W x H)	54.23 x 28.45 x 15.93 cm (21.35 x 11.20 x 6.27 inches)
Item Weight	1.07 kg
Number of Puzzle Pieces	1000
Manufacturer Recommended Age	8 years and up
Material Type(s)	Plastic
Color	Multicolored
Assembly Required	Yes
Batteries Included?	No
Power Source	Battery Powered (requires batteries for potential motorization, not included)

8. SUPPORT AND WARRANTY


JAKI is committed to customer satisfaction. If you require assistance with your Christmas Train Building Kits, please note the following:




- **Free Replacement Parts:** In case of any missing or defective parts, JAKI offers a free replacement parts service. Please contact the seller or manufacturer directly with your purchase details to request replacements.
- **Customer Service:** For further inquiries or support, refer to the contact information provided with your product packaging or visit the official JAKI website.



© 2023 JAKI. All rights reserved.

Related Documents - JK5165

	<p>Jaki-vaimentimien maksimi vaimennusarvot desibeleinä</p> <p>Taulukko Jaki-vaimentimien maksimi vaimennusarvoista desibeleinä eri kaliiperille.</p>
---	---

	<p>Jaki Silencers: Finnish Precision and Durability for Hunters & Sport Shooters</p> <p>Explore Jaki, a Finnish family business crafting high-performance firearm silencers from titanium and stainless steel. Discover their commitment to quality, durability, and innovation for hunting and sport shooting.</p>
	<p>Luminis JAKI WALL JA112/JA113 Outdoor Lighting Fixture Specifications</p> <p>Detailed specifications for the Luminis JAKI WALL outdoor wall lighting fixture, models JA112 and JA113, including features, materials, electrical specifications, finishes, and photometry.</p>
	<p>Luminis JAKI JA110/JA111 Wall and Ceiling Luminaire Specifications</p> <p>Comprehensive specifications for the Luminis JAKI JA110/JA111 LED luminaire, covering materials, electrical and LED engine details, finishes, certifications, sustainability, warranty, mounting options, ordering codes, photometric data, and optional accessories.</p>