

Manuals+

[Q & A](#) | [Deep Search](#) | [Upload](#)

manuals.plus /

- › [Delamu](#) /
- › [Delamu 6-Tier Over-the-Door Pantry Organizer Instruction Manual](#)

Delamu 6 Tier-M

Delamu 6-Tier Over-the-Door Pantry Organizer Instruction Manual

Model: 6 Tier-M



INTRODUCTION

This manual provides comprehensive instructions for the assembly, operation, and maintenance of your Delamu 6-Tier Over-the-Door Pantry Organizer. Designed to maximize storage space, this metal organizer is suitable for various household items in kitchens, pantries, bathrooms, and more.

The Delamu 6-Tier Over-the-Door Pantry Organizer features:

- Six large, removable baskets for customizable storage.
- Durable, powder-coated metal construction.
- Tool-free, snap-on assembly for quick setup.
- Anti-sway design with adhesive EVA pads to protect doors.

SETUP AND ASSEMBLY


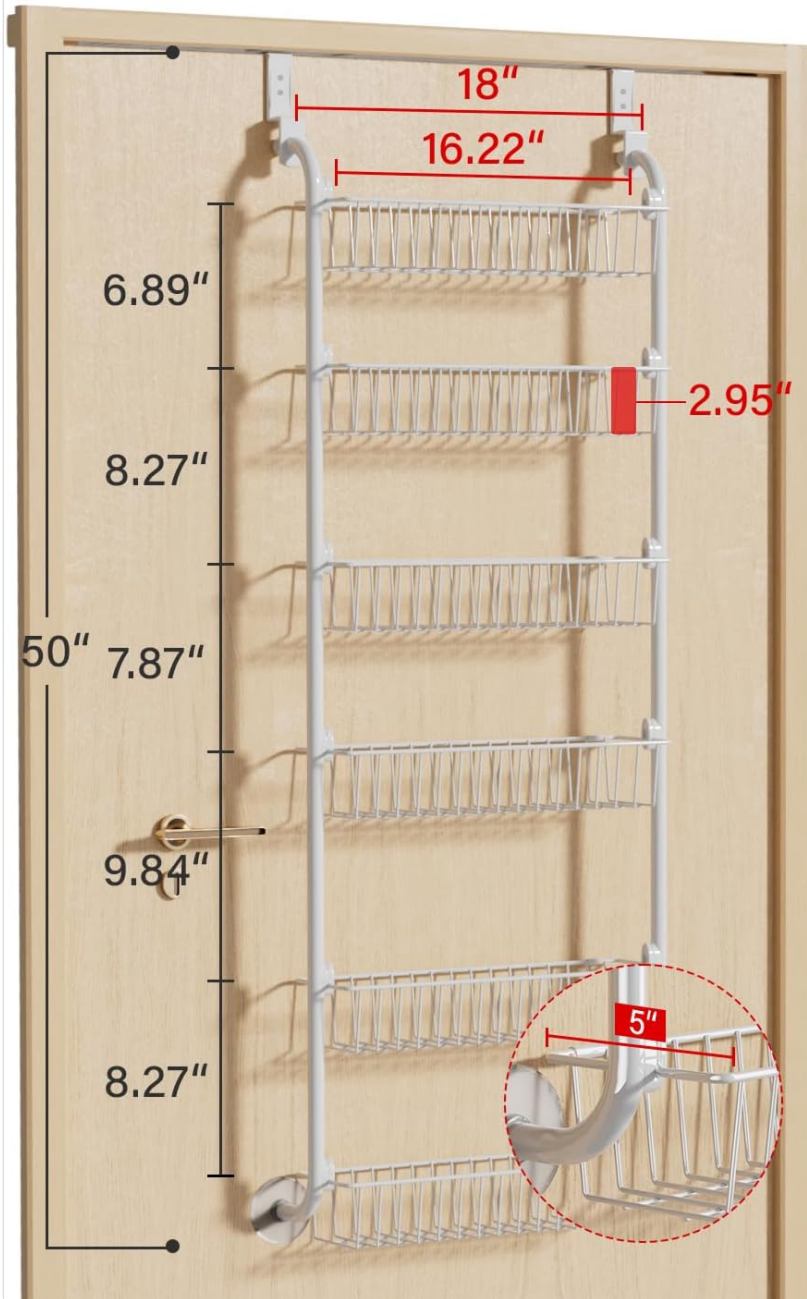
Before beginning assembly, please ensure you have all components and verify the compatibility of your door and pantry space with the organizer's dimensions.

1. Pre-Installation Measurements

Accurate measurements are crucial for proper fit and function. Please measure your door and pantry area carefully.

- **Overall Dimensions:** The organizer measures approximately 18 inches (W) x 50 inches (H) x 5 inches (D).
- **Pantry Depth:** Ensure your pantry has a minimum depth of 5.2 inches to accommodate the organizer when the door is closed.
- **Door Gap:** A minimum door gap of 0.06 inches (1.5mm) is required for the over-the-door hooks.
- **Door Thickness:** The door hooks are sized for doors with a thickness of less than 1.6 inches. Recommended door thickness is between 1.4 and 1.6 inches.

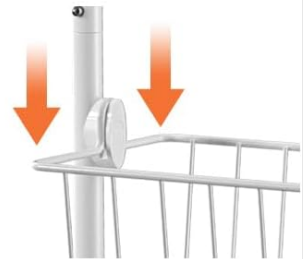
Fit for 20-Inch Door Width



EVA Pad-Increase Stability



No Screws Needed



Snap-on Easy Assembly



Anti-slip Adhesive Pad

Image Description: A diagram illustrating the necessary clearances for installation. It shows a pantry shelf requiring >5.2 inches of depth and a door requiring a gap >1.5mm and a thickness <1.6 inches for the hooks.

Extra Storage, Roomy Baskets Tidier Pantry

Basket Capacity



500ml Bottles **×3**
300ml Bottles **×1**



4oz Jar **×16**



Image Description: A detailed diagram of the organizer's dimensions (50"H, 18"W, 5"D) and basket height. It also highlights features like EVA pads for stability, snap-on easy assembly, and that no screws are needed for hanging.

2. Assembly Steps

The Delamu organizer is designed for quick, tool-free assembly.

- 1. Unpack Components:** Carefully remove all parts from the packaging. Verify that all components are present according to the included parts list.
- 2. Connect Vertical Rods:** Align the sections of the vertical support rods and snap them together. The design allows for easy, secure connection without tools.
- 3. Attach Baskets:** Position each of the six baskets onto the vertical rods at your desired height. The baskets are removable and can be customized to fit various item sizes. Ensure they are securely snapped into place.
- 4. Install Over-the-Door Hooks:** Attach the over-the-door hooks to the top of the assembled organizer frame.
- 5. Apply Anti-Sway Pads:** Locate the adhesive EVA pads. Apply these pads to the back of the organizer frame where it will contact the door. These pads prevent scratching and reduce swaying when the door is opened or closed.



Image Description: A close-up diagram showing how the baskets snap onto the vertical rods for easy assembly.




Image Description: A diagram highlighting the anti-slip adhesive pad, which helps secure the organizer against the door and

prevents movement.

3. Installation Options

The organizer can be installed in two ways:

- **Over-the-Door:** Hang the assembled organizer over the top of your pantry or cabinet door using the provided hooks.
- **Wall-Mounted:** For a permanent installation, the organizer can be mounted to a wall using the included screws. Refer to the user manual provided in the packaging for detailed wall-mounting instructions.

OPERATION AND USAGE

The Delamu 6-Tier Over-the-Door Pantry Organizer is designed for versatile storage in various home environments.

1. Loading the Organizer

- Each basket has a capacity of up to 10 pounds, with a total organizer capacity of 60 pounds.
- Distribute items evenly across the baskets to maintain balance and stability.
- Utilize the large basket dimensions (16.22"W x 4.65"D x 2.95"H) for storing jars, cans, spices, snacks, and other pantry items.



Image Description: A diagram illustrating the storage capacity of the baskets, showing how multiple 500ml and 300ml bottles, as well as 4oz spice jars, can be accommodated.

2. Customization

The baskets are removable, allowing you to adjust their positions on the vertical rods to accommodate taller items or to use baskets separately as needed.

3. Recommended Usage Areas

This organizer is suitable for various rooms:

- **Kitchen/Pantry:** Ideal for food items, spices, and small kitchen tools.
- **Bathroom:** Store toiletries, cleaning supplies, or towels.
- **Bedroom/Closet:** Organize accessories, small clothing items, or craft supplies.
- **Laundry Room:** Hold detergents, fabric softeners, or other laundry essentials.



Image Description: The white 6-tier organizer hanging on a light-colored pantry door, fully stocked with groceries, spices, and bottles, demonstrating its storage capability.



Image Description: The white 6-tier organizer hanging on a light-colored door in a laundry room, holding various cleaning products and bottles, showcasing its versatility.

MAINTENANCE

To ensure the longevity and optimal performance of your Delamu organizer, follow these simple maintenance guidelines:

- **Cleaning:** Wipe down the metal frame and baskets with a soft, damp cloth. For stubborn marks, a mild soap solution can be used, followed by drying thoroughly to prevent water spots. Avoid abrasive cleaners or scouring pads, which can damage the powder-coated finish.
- **Inspection:** Periodically check all connections to ensure baskets are securely attached to the vertical rods.
- **Adhesive Pads:** Inspect the adhesive EVA pads on the back of the organizer. If they become loose or lose their adhesion, replace them to maintain stability and protect your door surface.
- **Weight Distribution:** Always ensure items are distributed evenly across the baskets and do not exceed the 10-pound weight limit per shelf to prevent bending or damage.

TROUBLESHOOTING

If you encounter any issues with your Delamu 6-Tier Over-the-Door Pantry Organizer, refer to the following common solutions:

Organizer Does Not Fit Door/Pantry

- **Issue:** Door does not close properly or organizer hits pantry shelves.
- **Solution:** Re-check your pantry depth. A minimum of 5.2 inches is required between the back of the door and any internal shelves or obstructions.
- **Issue:** Over-the-door hooks do not fit over the door or prevent the door from closing.
- **Solution:** Verify your door thickness is less than 1.6 inches and that there is a door gap of at least 0.06 inches (1.5mm). The hooks are designed for standard door thicknesses within this range.

Organizer Sways or Scratches Door

- **Issue:** The organizer moves excessively when the door is opened or closed, or leaves marks on the door.
- **Solution:** Ensure the adhesive EVA pads are correctly applied to the back of the organizer where it contacts the door. These pads are designed to prevent movement and protect the door surface. Replace pads if they are worn or missing.

Baskets Are Not Secure

- **Issue:** Baskets feel loose or detach from the vertical rods.
- **Solution:** Ensure each basket is fully snapped into place on the vertical rods. Apply firm pressure until you hear or feel a secure connection. Avoid overloading baskets beyond the 10-pound limit.

PRODUCT SPECIFICATIONS

Brand	Delamu
Model	6 Tier-M
Material	Metal
Color	White
Product Dimensions (Overall)	5"D x 18"W x 50"H
Number of Tiers/Shelves	6
Shelf Weight Capacity	10 lbs per tier
Total Weight Capacity	60 lbs
Mounting Type	Door Mount (optional wall mount)
Assembly Required	Yes (Tool-free snap-on)
Special Features	Detachable baskets, Adjustable, Powder Coated Finish
Item Weight	4.51 pounds (2.05 Kilograms)

WARRANTY INFORMATION

Delamu products are manufactured with quality and durability in mind. While specific warranty details are not provided in this manual, Delamu typically offers a limited warranty against defects in materials and workmanship. For detailed warranty terms and conditions, please refer to the warranty card included with your product packaging or visit the official Delamu website. Keep your proof of purchase for any warranty claims.

CUSTOMER SUPPORT

If you have any questions, require assistance with assembly, or need further troubleshooting, please contact Delamu customer support.

- **Online Support:** Visit the official Delamu website or their Amazon Brand Store for FAQs and contact options.
- **Contact Information:** Refer to the product packaging or the Delamu website for the most current customer service contact details.

When contacting support, please have your product model (6 Tier-M) and purchase information ready.

