

Ring Floodlight Cam Wired Pro

Ring Floodlight Cam Wired Pro User Manual

Model: Floodlight Cam Wired Pro | Brand: Ring

INTRODUCTION

The Ring Floodlight Cam Wired Pro is an advanced outdoor security camera system designed to provide comprehensive surveillance and deterrence. Featuring 2K video, motion-activated LED floodlights, two-way talk, and advanced motion detection technologies like Bird's Eye View and 3D Motion Detection, this device offers enhanced security for your property. This manual provides essential information for installation, operation, and maintenance of your Floodlight Cam Wired Pro.

SAFETY INFORMATION

Please read all safety instructions before installing and operating your device. Failure to follow these instructions could result in fire, electric shock, or other injury or damage.

- **Electrical Safety:** Installation requires working with electrical wiring. Ensure power is turned off at the circuit breaker before beginning any installation. If you are unsure about electrical wiring, consult a qualified electrician.
- **Mounting:** Mount the device securely to a stable surface according to the provided instructions to prevent it from falling.
- **Operating Conditions:** Operate the device within the specified temperature range (-4°F to 122°F / -20°C to 50°C) and ensure it is protected from direct water exposure beyond its weather-resistant design.
- **Siren:** The device features a loud siren. Avoid activating it unnecessarily or in close proximity to individuals to prevent hearing discomfort.

PACKAGE CONTENTS

Verify that all items are present in your package:

- Ring Floodlight Cam Wired Pro Camera
- Mount
- Install Tool and Hardware
- Setup Guide
- Warranty and Safety document

- Security sticker

SETUP AND INSTALLATION

The Ring Floodlight Cam Wired Pro is designed for hardwired installation to existing electrical boxes. Professional installation is recommended if you are not comfortable with electrical wiring.

1. Pre-Installation Checklist

1. Ensure you have a compatible electrical box (100-240V) at the desired installation location.
2. Confirm strong Wi-Fi signal (2.4GHz or 5.0GHz) at the installation site. A minimum upload speed of 3.5 Mbps is recommended for optimal performance.
3. Gather necessary tools: screwdriver, wire strippers, ladder (if needed).

2. Power Disconnection

IMPORTANT: Before starting, turn off power to the electrical box at your circuit breaker. Verify power is off using a voltage tester.

3. Mounting the Floodlight Cam

The Floodlight Cam Wired Pro can be mounted on a wall or ceiling. Use the provided mounting bracket and hardware to securely attach the device to the electrical box. The base/mounting bracket has a 4.70-inch (12cm) diameter.



Easy DIY wired installation

Image: A person performing an easy DIY wired installation of the Ring Floodlight Cam Wired Pro on an exterior wall.



Uses your existing home wiring to power floodlight camera

Image: A man adjusting the Ring Floodlight Cam Wired Pro during installation, demonstrating how it uses existing home wiring for power.

4. Wiring Connection

Connect the wires from the Floodlight Cam to your home's electrical wiring. Typically, this involves connecting the ground, neutral, and live wires. Refer to the detailed wiring diagram in your included Setup Guide. Many users find the integrated hook on the mounting plate helpful for temporarily holding the camera while connecting wires.

5. Power Restoration and App Setup

Once wiring is complete and the device is securely mounted, restore power at the circuit breaker. Download the Ring app from your device's app store. Follow the in-app instructions to connect your Floodlight Cam Wired Pro to your Wi-Fi network and complete the setup process. This includes naming your device and configuring initial settings.

OPERATING INSTRUCTIONS

Your Ring Floodlight Cam Wired Pro offers a range of features accessible through the Ring app.

1. Live View and Video Recording

Access a real-time 2K HDR video feed from your camera at any time through the Ring app. The camera also supports Color Night Vision for clear visibility in low-light conditions. With a Ring Protect plan (sold separately), you can record 24/7, review past events, and receive alerts for people and packages.

2. Motion Detection and Alerts

The Floodlight Cam Wired Pro features advanced 3D Motion Detection with Bird's Eye Zones and Bird's Eye View. This allows you to pinpoint motion events more accurately and reduce false alerts. You will receive real-time alerts on your smartphone when motion is detected.

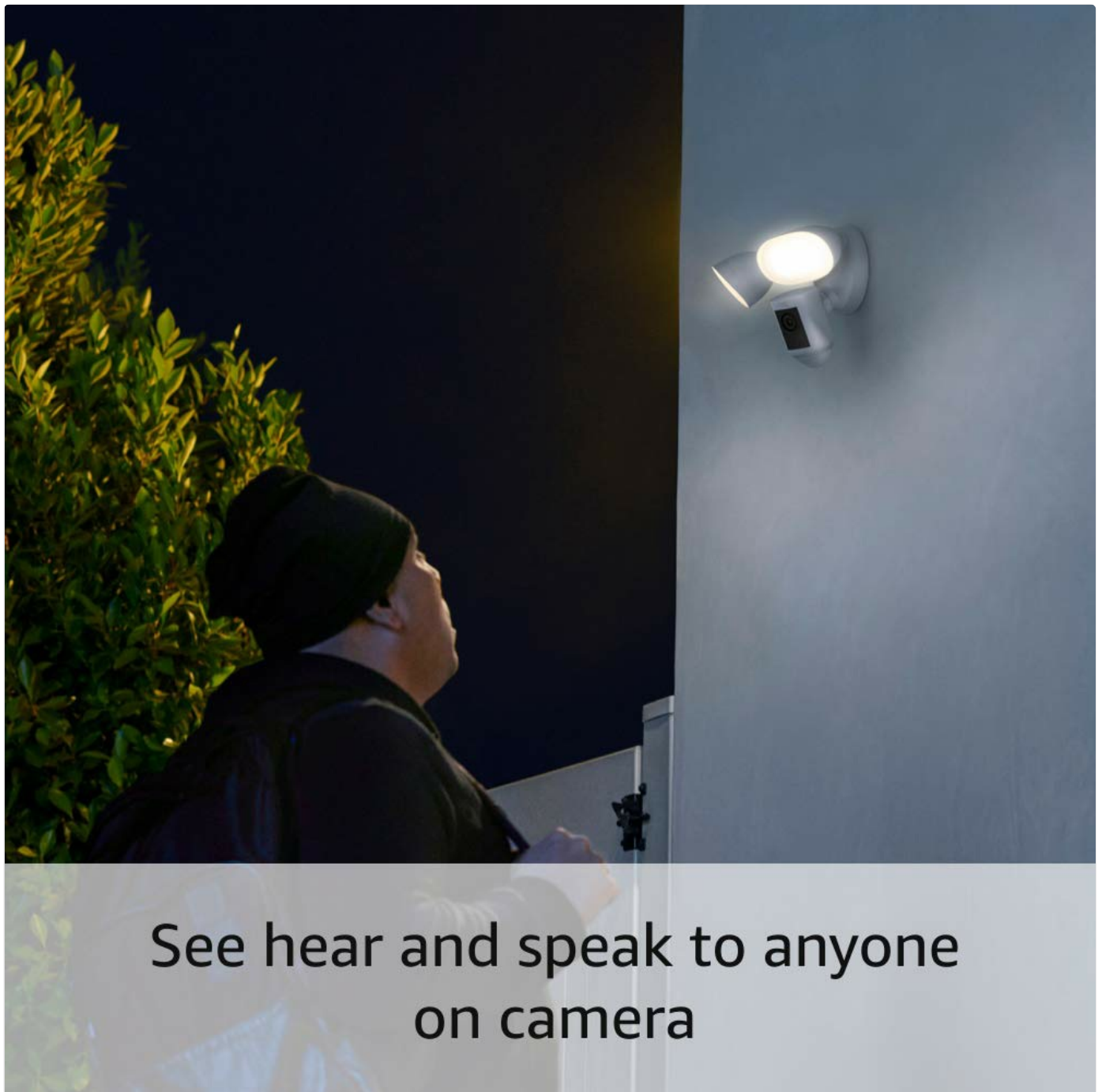


Pinpoint movements and reduce false alerts with 3D Motion Detection

Image: An aerial view illustration demonstrating how Bird's Eye Zones pinpoint movements and reduce false alerts using 3D Motion Detection.

3. Two-Way Talk and Audio+

Communicate with visitors or deter intruders using the built-in microphone and speaker. The Audio+ feature provides improved noise reduction for clearer conversations.



See hear and speak to anyone
on camera

Image: A person looking up at the Ring Floodlight Cam Wired Pro at night, illustrating the ability to see, hear, and speak to anyone on camera.

4. Floodlights and Siren

The two 3000° Kelvin, 2000 Lumen LED floodlights are motion-activated and can also be controlled manually via the app. A remote-activated 110dB siren is built-in for immediate deterrence.



110 dB security siren and 2000 Lumen LED floodlights

Image: The Ring Floodlight Cam Wired Pro with its 110 dB security siren and 2000 Lumen LED floodlights illuminated.

5. Alexa Integration

Pair your Floodlight Cam Wired Pro with Alexa for convenient voice control. You can hear motion alerts on compatible Echo devices, view Live View on Echo Show, Fire TV, or Fire Tablet, and talk to visitors using voice commands like, "Alexa, talk to the front door."

“Alexa, show me the backyard.”



Works with Alexa

Image: An Echo Show displaying a Live View from a Ring camera, demonstrating its compatibility with Alexa.

MAINTENANCE

Regular maintenance ensures optimal performance and longevity of your Floodlight Cam Wired Pro.

- **Cleaning:** Periodically wipe the camera lens and floodlight covers with a soft, damp cloth to remove dust and debris. Avoid abrasive cleaners.
- **Software Updates:** Ensure your Ring app and device firmware are always up to date for the latest features and security enhancements. Updates are typically managed through the Ring app.
- **Connectivity Check:** Regularly check your Wi-Fi connection strength in the Ring app to ensure reliable performance.

TROUBLESHOOTING

If you encounter issues with your Floodlight Cam Wired Pro, try the following common solutions:

Problem	Possible Solution
No power to device	Check circuit breaker. Ensure wiring connections are secure. Consult an electrician if unsure.
Poor video quality or buffering	Verify strong Wi-Fi signal at the camera location. Ensure your internet upload speed meets the recommended 3.5 Mbps. Reduce video resolution settings in the app if necessary.
Motion alerts are too frequent or not detecting	Adjust motion sensitivity and customize motion zones in the Ring app. Utilize Bird's Eye Zones for precise detection areas.
Two-Way Talk audio is unclear	Ensure your internet connection is stable. Check for obstructions near the microphone or speaker.
Device offline in app	Check your Wi-Fi router. Restart the router and the Floodlight Cam (by turning off/on power at the breaker). Reconnect the device in the Ring app if needed.

SPECIFICATIONS

Feature	Detail
Video	2K, HDR, Live View, Color Night Vision
Field of View	140 Degrees Horizontal, 80 Degrees Vertical
Motion Detection	3D Motion Detection with Bird's Eye Zones and Bird's Eye View
Audio	Two-Way Talk with Audio+ and advanced noise cancellation
Lights	Two 3000° Kelvin with 2000 Lumen floodlights
Camera Lens	Adjustable mount with 140° field-of-view
Siren	Remote-activated 110db siren (level measured at 4 inch/10cm distance)
Power	Hardwired (100-240V)
Internet Requirements	Recommended minimum upload speed of 3.5 Mbps for optimal performance. Video resolution may vary depending on internet bandwidth.
Connectivity	802.11 b/g/n Wi-Fi connection @2.4GHz and 5.0GHz, 902-928 Mhz Radio
Operating Conditions	-4°F to 122°F (-20°C to 50°C), Weather Resistant
Available Colors	Black, White, Graphite, Dark Bronze
Dimensions	12.82 in x 7.77 in x 8.5 in (32.6 cm. x 19.75 cm. x 21.7 cm.) Base/Mounting Bracket: 4.70-inch (12cm) diameter.

Feature	Detail
Setup Requirements	Floodlight Fixture: Integrated and Adjustable Floodlight. Product can be mounted on a Wall or Ceiling.





WARRANTY AND SUPPORT



Your Ring Floodlight Cam Wired Pro comes with a 1-year limited warranty. Use and purchase of the device are subject to the terms found on the official Ring website.

For additional support, including frequently asked questions, troubleshooting guides, and contact information, please visit the official Ring support page for the Floodlight Cam Wired Pro. Software security updates are guaranteed for at least four years after the device is last available for purchase as a new unit on Ring websites.

Note: Ring Protect plans (subscription sold separately) offer additional features like video history storage and advanced alerts.

Related Documents - Floodlight Cam Wired Pro

	<p>Ring Floodlight Cam Wired Pro: Advanced Outdoor Security Camera</p> <p>Discover the Ring Floodlight Cam Wired Pro, an advanced wired outdoor security camera with 1080p HD video, color night vision, 3D motion detection, Bird's Eye View, and a 110dB siren. Learn about its features, specifications, and compare it with other Ring security cameras.</p>
	<p>Ring Floodlight Cam Wired Pro: Advanced Outdoor Security Camera with 1080p HDR and 3D Motion Detection</p> <p>Discover the Ring Floodlight Cam Wired Pro, an advanced outdoor security camera featuring 1080p HDR video, color night vision, 3D Motion Detection with Bird's Eye View, two-way talk, 2000 lumens floodlights, and Alexa integration for enhanced home security.</p>
	<p>Ring Spotlight Cam Pro: Advanced Security Camera with Next-Level Features</p> <p>Discover the Ring Spotlight Cam Pro, an advanced security camera offering 1080p HDR video, 3D Motion Detection with Bird's Eye View, two-way talk, LED spotlights, and dual-band Wi-Fi for comprehensive home monitoring.</p>
	<p>Ring Software Version History and Release Notes</p> <p>Comprehensive release notes and version history for Ring software updates, detailing firmware versions, release dates, device compatibility, and file sizes for Ring Alarm, Video Doorbells, Surveillance Cameras, Access Control devices, and Accessories.</p>

 The image shows the Ring Floodlight Battery Smart Lighting product. It is a black, rectangular floodlight with a white lens and a black mounting bracket. The Ring logo is visible in the top left corner. The text "Floodlight Battery Smart Lighting" is centered below the product image.	<p>Ring Floodlight Battery Smart Lighting User Manual and Installation Guide</p> <p>This document provides instructions for setting up and installing the Ring Floodlight Battery Smart Lighting. It covers app download, device setup, physical installation, technical specifications, and support information.</p>
 The image shows the Ring Floodlight Cam Wired Plus product. It is a white, rectangular floodlight with a white lens and a white mounting bracket. The Ring logo is visible in the top left corner. The text "Floodlight Cam Wired Plus" is centered below the product image. Below the product image, there are several icons representing features like motion detection, two-way talk, and Alexa integration.	<p>Ring Floodlight Cam Wired Plus: Advanced Outdoor Security Camera Features and Specifications</p> <p>Explore the features, technical specifications, and comparison of the Ring Floodlight Cam Wired Plus, an advanced outdoor security camera with 1080p HD video, color night vision, two-way talk, and Alexa integration.</p>