

XIAOMI pad se

Xiaomi Redmi Pad SE User Manual

Model: pad se | Brand: XIAOMI

INTRODUCTION

The Xiaomi Redmi Pad SE is a versatile 11-inch tablet designed for an immersive entertainment and productivity experience. Featuring an Octa Core processor, a vibrant FHD display, quad speakers with Dolby Atmos, and a long-lasting 8000 mAh battery, it's perfect for streaming, gaming, and everyday tasks. This manual provides essential information to help you get started, operate, and maintain your device.

WHAT'S IN THE BOX

Upon unboxing your Xiaomi Redmi Pad SE, please ensure all the following items are present:

- Xiaomi Redmi Pad SE Tablet
- Fast Car Charger 33W
- Wall Adapter
- USB Cable



Figure 1: Front view of the Xiaomi Redmi Pad SE tablet.

SETUP GUIDE

Follow these steps to set up your new tablet for the first time:

1. **Power On:** Press and hold the power button located on the side of the tablet until the Xiaomi logo appears on the screen.
2. **Initial Configuration:** Follow the on-screen prompts to select your language, region, and agree to the terms and conditions.
3. **Connect to Wi-Fi:** Select your preferred Wi-Fi network from the list and enter the password. A stable internet connection is required for initial setup and updates.
4. **Google Account Setup:** Sign in with your Google account or create a new one. This is essential for accessing the Google Play Store and other Google services.
5. **Data Transfer (Optional):** If you are upgrading from another device, you may have the option to transfer data during this stage.
6. **Complete Setup:** Once all steps are completed, your tablet will be ready for use.

OPERATING YOUR TABLET

The Xiaomi Redmi Pad SE offers a seamless user experience. Here's an overview of its key features:

Display and Visuals

The tablet features an 11-inch FHD (1920 x 1200 pixels) LCD IPS display with a 90Hz refresh rate, providing smooth visuals and vibrant colors for all your content. It supports 1 Billion Colours and offers 400 nits (typ) brightness.

Audio Experience

Equipped with quad speakers and Dolby Atmos support, the Redmi Pad SE delivers rich, immersive audio, enhancing your movie-watching and music-listening experience.

Camera Functionality

The tablet includes an 8MP rear camera for capturing photos and videos, and an 8MP front camera with a 105° FOV, ideal for video calls and selfies. The front camera supports FocusFrame, which adjusts the frame to keep you centered during calls.

Performance

Powered by the Qualcomm Snapdragon 680 (SM6225) Octa Core processor, the Redmi Pad SE ensures smooth multitasking, gaming, and application performance.

Operating System

The device runs on MIUI 14 based on Android 13, offering a user-friendly interface with various productivity and entertainment-focused improvements tailored for tablets.



Figure 2: Side view of multiple Redmi Pad SE units showcasing design and color options.

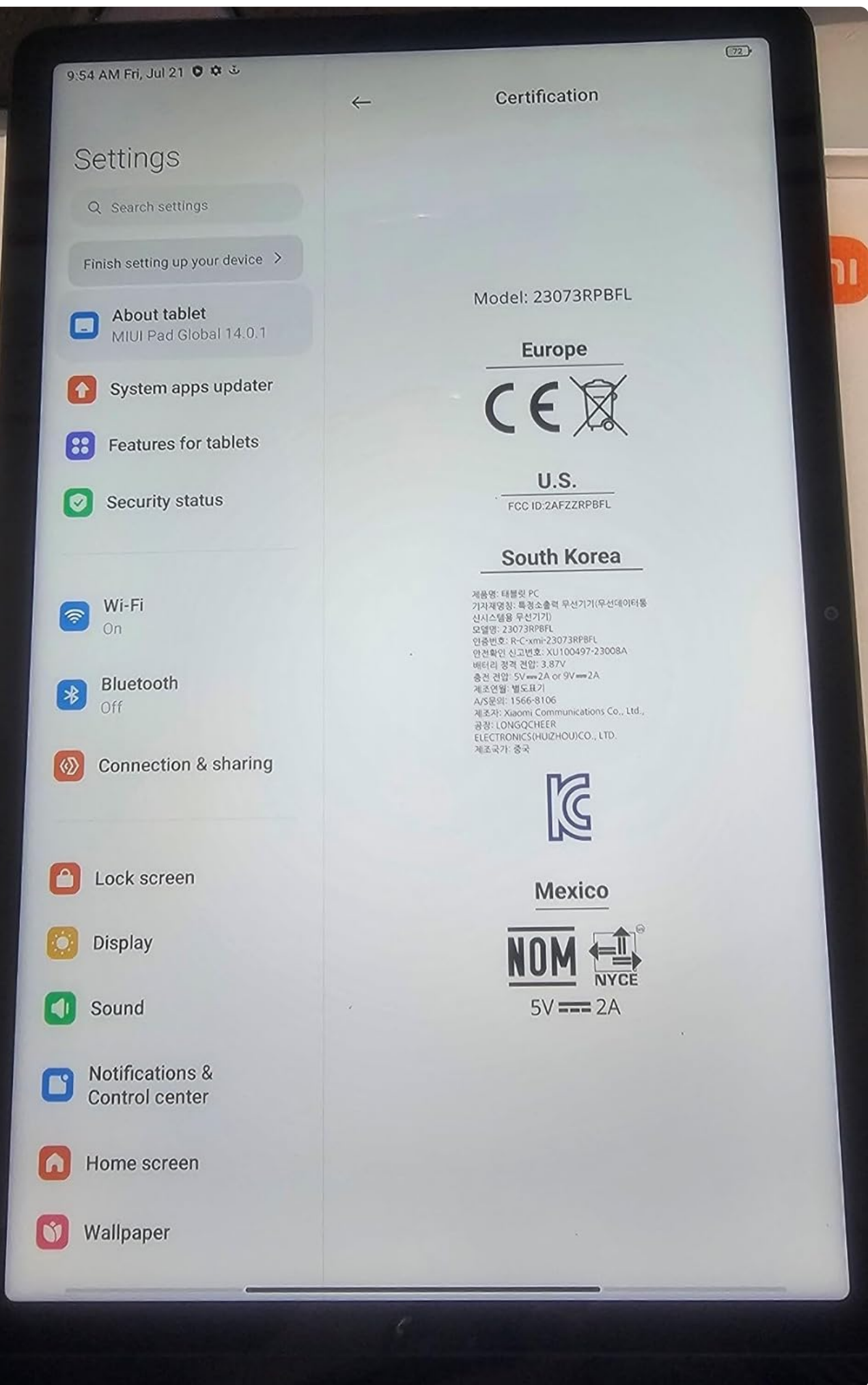


Figure 3: Screen displaying device settings and certification details, including FCC ID.

MAINTENANCE

Proper care ensures the longevity and optimal performance of your Xiaomi Redmi Pad SE:

- **Cleaning:** Use a soft, lint-free cloth to clean the screen and body. Avoid abrasive materials or harsh chemicals.
- **Battery Care:** To prolong battery life, avoid extreme temperatures and do not let the battery completely drain frequently. Use the provided charger for optimal charging.
- **Software Updates:** Regularly check for and install system updates to ensure your device has the latest features, security patches, and performance improvements.
- **Storage Management:** Periodically clear unnecessary files and apps to maintain optimal performance and free up storage space.

TROUBLESHOOTING

Here are some common issues and general solutions:

Problem	Solution
Device not powering on	Ensure the battery is charged. Connect the charger and wait a few minutes before attempting to power on again. If unresponsive, perform a forced restart by holding the power button for an extended period (e.g., 10-15 seconds).
Wi-Fi connectivity issues	Restart your Wi-Fi router and the tablet. Forget the network on your tablet and reconnect. Ensure you are within range of the Wi-Fi signal.
Slow performance or freezing	Close unnecessary background applications. Clear cache for frequently used apps. Restart the tablet. Ensure sufficient free storage space.
Battery draining quickly	Reduce screen brightness. Disable unused features like Bluetooth or GPS. Close background apps. Check battery usage in settings to identify power-hungry apps.

SPECIFICATIONS




Detailed technical specifications for the Xiaomi Redmi Pad SE:



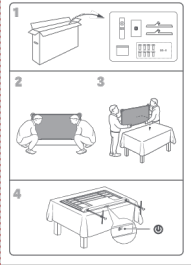
Feature	Detail
Standing screen display size	11 Inches
Screen Resolution	1920 x 1080 pixels
Max Screen Resolution	1920 x 1200 Pixels
Processor	2.4E+3 (Qualcomm Snapdragon 680 Octa Core)
Chipset Brand	Qualcomm
Card Description	Integrated
Wireless Type	802.11ac
Operating System	MIUI 14 Android 13
Item Weight	1.83 pounds
Item Dimensions LxWxH	10 x 6 inches
Color	Graphite Gray
Rear Webcam Resolution	8 MP
Flash Memory Size	128 GB
Battery Type	Lithium-Polymer
Batteries	1 Lithium Polymer batteries required (included)
Date First Available	November 8, 2022

WARRANTY AND SUPPORT

For detailed warranty information and customer support, please refer to the official Xiaomi website or the warranty card included with your product. You can also visit the Xiaomi Store online for further assistance and product information.

Official Xiaomi Store: [Xiaomi Store on Amazon](#)

	<p>Xiaomi Redmi 9A Specifications and Features</p> <p>Detailed specifications and features of the Xiaomi Redmi 9A smartphone, including its MediaTek Helio G25 processor, 6.53-inch HD+ display, 13MP AI camera, 5000mAh battery, and connectivity options.</p>
	<p>Redmi Smart Pen Quick Start Guide</p> <p>A quick start guide for the Redmi Smart Pen, detailing its features, pairing, charging, and important safety information. Compatible with Redmi Pad Pro and Redmi Pad Pro 5G.</p>
	<p>Redmi Pad 2 Quick Start Guide - Specifications, Safety, and Features Xiaomi</p> <p>Comprehensive quick start guide for the Xiaomi Redmi Pad 2 (Model 25040RPOAL), covering setup, safety precautions, specifications, and support information.</p>

 <p>Redmi Pad 2 Pro Keyboard Quick Start Guide</p>	<p>Redmi Pad 2 Pro Keyboard Quick Start Guide</p> <p>Get started quickly with your Redmi Pad 2 Pro Keyboard. This guide provides essential setup, pairing, charging, safety, and regulatory information for your Xiaomi accessory.</p>
 <p>Redmi Pad 2 Quick start guide</p> <p>此文档为您提供快速入门指南，帮助您了解设备的基本操作和设置。</p>	<p>Redmi Pad 2 – Gyors felhasználói útmutató</p> <p>Ismerje meg a Redmi Pad 2 gyors felhasználói útmutatóját. Fedezze fel a beállítást, az alapvető funkciókat, a testreszabási lehetőségeket, a biztonsági tudnivalókat és a jótállási információkat.</p>
 <p>1 2 3 4</p>	<p>Xiaomi TV L85MA-MAXEU User Manual and Safety Precautions</p> <p>Comprehensive user manual and safety guide for the Xiaomi TV L85MA-MAXEU, covering installation, usage, safety warnings, troubleshooting, disposal, and technical specifications.</p>