Saved from manuals.plus.
Open the live page for links to other documents and user manuals.

Frigidaire FHWC063TC1

Frigidaire 6,000 BTU Window Air Conditioner Instruction Manual

Model: FHWC063TC1 | Brand: Frigidaire

Product Overview

The Frigidaire FHWC063TC1 6,000 BTU window room air conditioner is designed to provide efficient cooling for spaces up to 250 sq. ft. It features electronic controls, a remote control, and multiple operating modes to enhance your comfort.

Key features include customizable cooling with 6-way directional airflow and three fan speeds, easy maintenance with a washable dust filter and Clean Filter alerts, energy-efficient Eco Mode, and quiet operation at 52 dBA.



Front view of the Frigidaire 6,000 BTU Window Air Conditioner, showcasing its electronic control panel and air vents.



The Frigidaire 6,000 BTU Window Air Conditioner installed in a bedroom window, demonstrating its compact size and seamless integration into a living space.

Setup and Installation

This unit is designed for window installation. Ensure your window meets the minimum and maximum width requirements for proper fit. The unit weighs approximately 38.2 pounds, so it is recommended to have assistance during installation.

Window Requirements:

- Minimum Window Width: 23 inches
- Maximum Window Width: 36 inches
- Minimum Opening Height: 14 inches

The unit comes with accordion-style side panels to seal the window opening. Ensure the unit is slightly tilted towards the outside to allow for proper water drainage.



Diagram showing the dimensions of the air conditioner: 16 inches wide, 12 1/4 inches high, and 13 1/4 inches deep.



Illustration detailing the minimum and maximum window width (23-36 inches) and minimum opening height (14 inches) required for installation.

Operating Instructions

The Frigidaire FHWC063TC1 offers various modes and settings for personalized comfort. All functions can be controlled via the electronic panel on the unit or the included remote control.

Control Panel Features:

- **Power Button:** Turns the unit on or off.
- **Eco Mode:** Saves energy by turning the compressor and fan on and off at intervals to maintain the desired temperature.
- **Sleep Mode:** Gradually increases the temperature overnight to conserve energy and create a comfortable sleeping environment.

- **Mode Selection:** Choose between Fan Only, Auto, Cool, and Dry modes.
- **Temperature/Timer Controls:** Adjust the desired temperature or set the 24-hour on/off timer.
- **Fan Speed:** Select from Low, Medium, High, or Auto fan speeds.
- **Filter Alert:** Illuminates when it's time to clean the washable dust filter.
- **Remote Sensing:** Allows the remote control to act as a thermostat for more accurate temperature readings in your immediate vicinity.

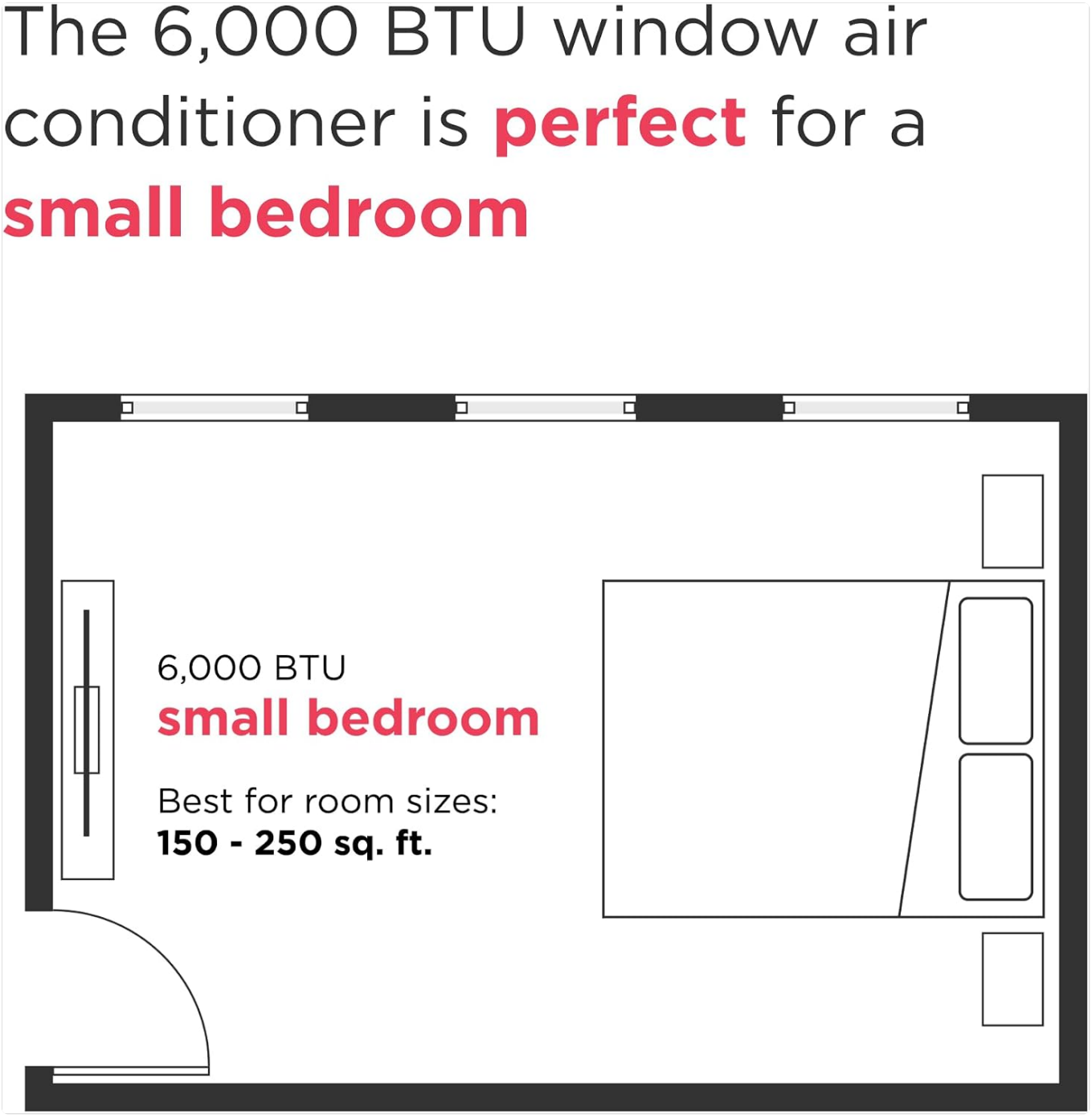

Close-up of the electronic control panel on the Frigidaire 6,000 BTU Window Air Conditioner, showing buttons for Eco, Sleep, Mode, Fan Speed, Filter, and Timer.



Visual representation of the Dehumidifying Dry Mode, Eco Mode, and Sleep Mode features, highlighting their benefits for comfort and energy efficiency.



The air conditioner demonstrating its 3 fan speeds with blue airflow lines, indicating flexible cooling options.

Maintenance

Regular maintenance ensures optimal performance and longevity of your air conditioner. The unit features an easy-to-clean washable dust filter.

Cleaning the Dust Filter:

1. Turn off the air conditioner and unplug it from the power outlet.
2. Open the front panel of the unit.
3. Carefully remove the washable dust filter.
4. Wash the filter with mild soap and warm water. Rinse thoroughly.
5. Allow the filter to air dry completely before reinserting it into the unit.
6. Press and hold the 'Filter' button on the control panel for a few seconds to reset the filter alert.



The Frigidaire 6,000 BTU Window Air Conditioner with its front panel open, revealing the easy-to-clean washable filter.

Troubleshooting

If your air conditioner is not functioning as expected, try the following common troubleshooting steps:

- **Unit not turning on:** Ensure the unit is properly plugged into a 3-prong outlet. Check your home's circuit breaker.
- **Not cooling effectively:** Verify the temperature setting is lower than the room temperature. Check if the filter is clean and the air vents are not obstructed. Ensure the window is properly sealed around the unit.
- **Unusual noises:** Some operational noises are normal (e.g., fan sound, refrigerant flow). Excessive or new noises may indicate an issue. Ensure the unit is level and securely installed.
- **Water leakage:** Confirm the unit is slightly tilted outwards to allow proper drainage. Check for any blockages in the drainage area.

If problems persist after troubleshooting, please contact customer support.

Specifications

Feature	Specification
Brand	Frigidaire
Model Number	FHWC063TC1
Cooling Power	6,000 BTU
Cooling Area	Up to 250 sq. ft.
Voltage	115 Volts (AC)
Wattage	545 watts
Item Weight	38.2 pounds
Product Dimensions	13.25 x 16 x 12.13 inches
Sound Level	52 dBA
Special Features	Remote Controlled, Filter Light Reminder, Dust Filter
Included Components	Window Kit, Washable filter, remote

Warranty & Support

This Frigidaire air conditioner comes with a 1-Year Manufacturer Warranty.

For technical support, troubleshooting assistance, or warranty claims, please refer to the contact information provided in your product packaging or visit the official Frigidaire website.

Ask a question about this manual

Ask about setup, troubleshooting, compatibility, parts, safety, or missing instructions. Manuals+ will review the question and use this page's manual context to help answer it.

Name

Anonymous

Email

you@example.com

After a successful submission, we securely hash the supplied account or form email before sending it to Microsoft Advertising for conversion attribution. Privacy details.

Question

Example: How do I reset this device or fix this error?

Details

Model number, symptoms, what you tried, or the section of the manual you are using.

Submit question

Open the live page

https://manuals.plus/asin/B0CFYG2511

More documents and user manuals: **https://manuals.plus/**