

Noise AUD-HDPHN-AURABUDS-BLK

Noise Aura Buds Truly Wireless Earbuds User Manual

Model: AUD-HDPHN-AURABUDS-BLK

INTRODUCTION

This manual provides comprehensive instructions for the setup, operation, maintenance, and troubleshooting of your Noise Aura Buds Truly Wireless Earbuds. Please read this manual carefully before using the product to ensure optimal performance and longevity.

WHAT'S IN THE BOX

The Noise Aura Buds package includes the following items:

- 1N Bluetooth Headphone (Earbuds)
- 1N Charging Case
- 1N Charging Cable
- 1N User Manual (this document)
- 1N Warranty Registration Card

PRODUCT OVERVIEW

The Noise Aura Buds are designed for a superior audio experience with features like Environmental Noise Cancellation (ENC) and dual device pairing.



Image: Noise Aura Buds earbuds resting inside their charging case, showcasing the sleek black design.

Key Features:

- **Up to 60-hour playtime:** Extended usage on a single charge.
- **Dual device pairing:** Connect and switch between two devices simultaneously.
- **Quad mic ENC:** Clear communication by reducing ambient noise.
- **12mm polymer composite driver:** Rich and detailed sound reproduction.
- **Instacharge™:** 10 minutes of charging provides 150 minutes of playback time.
- **IPX5 Water Resistance:** Protection against splashes and sweat.
- **Bluetooth v5.3:** Stable and efficient wireless connectivity.

SETUP

1. Charging the Earbuds and Case

Before first use, fully charge the Noise Aura Buds and their charging case. Connect the provided USB charging cable to the charging case and a compatible power source. The indicator light on the case will show charging status.

Power through it all

Instacharge™

10 minutes of charge = 150 minutes of playtime




Image: The Noise Aura Buds charging case with earbuds inside, illustrating the "Up to 60 hours of playtime" feature.

Instacharge™: A quick 10-minute charge can provide approximately 150 minutes of playback time.

2. Initial Pairing

1. Ensure the charging case is charged and the earbuds are inside.
2. Open the charging case lid. The earbuds will automatically enter pairing mode.
3. On your device (smartphone, tablet, laptop), enable Bluetooth.
4. Search for "Noise Aura Buds" in the list of available Bluetooth devices.
5. Select "Noise Aura Buds" to connect. A confirmation sound will indicate successful pairing.

3. Dual Device Pairing

The Noise Aura Buds support simultaneous connection to two devices, allowing seamless switching between them.

1. First, pair the earbuds with your primary device (e.g., smartphone) as described in "Initial Pairing."
2. Disable Bluetooth on your primary device. The earbuds will re-enter pairing mode.

3. Pair the earbuds with your secondary device (e.g., laptop) using the "Initial Pairing" steps.
4. Once paired with the secondary device, re-enable Bluetooth on your primary device. The earbuds will automatically connect to both devices.



Image: Illustration of Noise Aura Buds connected to both a laptop and a smartphone, demonstrating the dual device pairing feature.

To switch between devices, simply play audio on the desired device. The earbuds will automatically switch the audio source.

OPERATING INSTRUCTIONS

1. Power On/Off

- **Power On:** Open the charging case lid, or take the earbuds out of the case. They will power on automatically.
- **Power Off:** Place the earbuds back into the charging case and close the lid. They will power off automatically.

2. Touch Controls

The Noise Aura Buds feature touch-sensitive controls on each earbud. Specific functions may vary slightly by device or application.

Earbud Touch Control Functions

Action	Function
Single Tap (Left/Right)	Play/Pause Music, Answer/End Call
Double Tap (Right Earbud)	Next Track
Double Tap (Left Earbud)	Previous Track
Triple Tap (Left/Right)	Activate Voice Assistant

Action	Function
Long Press (Left/Right)	Reject Call

3. Call Management with Quad Mic ENC

The Noise Aura Buds feature Quad Microphones with Environmental Noise Cancellation (ENC) for clear voice calls, even in noisy environments.




Image: A split image showing individuals engaged in a video conference, highlighting the clear communication enabled by the Quad Mic with ENC feature of the Noise Aura Buds.

- **Answer/End Call:** Single tap on either earbud.
- **Reject Call:** Long press on either earbud.

4. Music Playback

Enjoy high-quality audio powered by 12mm polymer composite drivers.

- **Play/Pause:** Single tap on either earbud.
- **Next Track:** Double tap on the right earbud.
- **Previous Track:** Double tap on the left earbud.

MAINTENANCE

1. Cleaning

- Regularly clean the earbuds and charging case with a soft, dry, lint-free cloth.
- Do not use abrasive cleaners, alcohol, or chemical solvents.
- Ensure charging contacts on both earbuds and case are free from dust and debris.

2. Storage

- When not in use, store the earbuds in their charging case to protect them and keep them charged.
- Avoid exposing the product to extreme temperatures, humidity, or direct sunlight.

The earbuds are IPX5 water resistant, meaning they are protected against splashes and sweat. They are not designed for submersion in water.

TROUBLESHOOTING

If you encounter issues with your Noise Aura Buds, refer to the following common solutions:

Common Troubleshooting Steps

Problem	Solution
Earbuds not pairing	<ul style="list-style-type: none">◦ Ensure earbuds are charged.◦ Place earbuds back in the case, close, then open the lid to re-enter pairing mode.◦ Disable and re-enable Bluetooth on your device.◦ Forget "Noise Aura Buds" from your device's Bluetooth list and try pairing again.
Only one earbud working	<ul style="list-style-type: none">◦ Ensure both earbuds are charged.◦ Place both earbuds in the charging case, close the lid, wait a few seconds, then open it again.◦ Try resetting the earbuds (refer to the full user manual if a specific reset procedure is available).
Charging issues	<ul style="list-style-type: none">◦ Check the charging cable and power adapter.◦ Ensure charging contacts on earbuds and case are clean and free of debris.
Poor sound quality or disconnections	<ul style="list-style-type: none">◦ Ensure your device is within the Bluetooth range (up to 10 meters).◦ Avoid obstacles between your device and the earbuds.◦ Check for interference from other wireless devices.◦ Ensure earbuds are fully charged.

SPECIFICATIONS

Noise Aura Buds Technical Specifications

Feature	Detail
Model Name	Aura Buds
Model Number	AUD-HDPHN-AURABUDS-BLK


Feature	Detail
Connectivity Technology	Wireless (Bluetooth)
Bluetooth Version	5.3
Bluetooth Range	10 Metres
Audio Driver Type	Dynamic Driver
Audio Driver Size	12mm
Battery Life	Up to 60 Hours (with charging case)
Charging Time	Instacharge™ (10 min charge = 150 min playtime)
Water Resistance Level	IPX5
Noise Control	Environmental Noise Cancellation (ENC)
Control Method	Touch
Material	Polycarbonate (PC)
Item Weight	50 Grams
Product Dimensions (LxWxH)	6.5 x 4.9 x 2.9 cm
Manufacturer	Nexxbase Marketing Pvt. Ltd
Country of Origin	India






WARRANTY AND SUPPORT

Your Noise Aura Buds come with a warranty. Please refer to the included Warranty Registration Card for details on warranty terms and conditions.

For technical support, service, or further inquiries, please contact Noise customer support. Contact information can typically be found on the official Noise website or on your warranty card.

Related Documents - AUD-HDPHN-AURABUDS-BLK

<div><div>Aura Buds</div><div></div><div><small>Please refer to the manual before using the product.</small></div></div>	<div>Noise Aura Buds User Manual: Features, Specifications, and Operation</div> <div>Comprehensive user manual for Noise Aura Buds, covering package contents, detailed specifications, power and pairing instructions, reset procedures, charging guidance, touch controls, warranty information, and safety precautions.</div>
---	--

	<p>Noise Master Buds Max Wireless Headphones User Manual</p> <p>Comprehensive user manual for the Noise Master Buds Max wireless headphones, covering setup, features, controls, charging, safety, and warranty information.</p>
	<p>Noise Buds X Ultra User Manual - Features, Specs, and Guide</p> <p>Official user manual for Noise Buds X Ultra wireless earbuds. Learn about package contents, features, technical specifications, power management, pairing, reset, charging, controls, warranty, and safety guidelines.</p>
	<p>Noise Buds VS104 User Manual: Features, Specifications, Pairing, Controls, Warranty & Safety</p> <p>Comprehensive user guide for Noise Buds VS104 True Wireless Stereo earbuds. Details package contents, technical specifications, power on/off, Bluetooth pairing, reset procedures, charging instructions, touch controls, warranty information, and important safety precautions.</p>
	<p>Noise Air Buds Pro FAQs: Features, Compatibility, and Support</p> <p>Frequently asked questions about Noise Air Buds Pro wireless earbuds, covering product features, compatibility, battery, charging, troubleshooting, and warranty registration.</p>
	<p>Noise Buds VS104 Max User Manual: Features, Specifications, and Safety Guide</p> <p>Comprehensive user manual for the Noise Buds VS104 Max wireless earbuds, covering package contents, detailed specifications, power and pairing instructions, reset procedures, charging information, control functions, warranty details, and essential safety guidelines.</p>