

Manuals+

[Q & A](#) | [Deep Search](#) | [Upload](#)

manuals.plus /

› [Feandrea](#) /

› [FEANDREA Cat Hammock Pet Bed PCB002G01 Instruction Manual](#)

Feandrea PCB002G01

FEANDREA Cat Hammock Pet Bed

Model: PCB002G01 | Brand: Feandrea

INTRODUCTION

Thank you for choosing the FEANDREA Cat Hammock Pet Bed. This manual provides essential information for the safe assembly, proper use, and maintenance of your new pet bed. Please read these instructions carefully before use and retain them for future reference.



Image: The FEANDREA Cat Hammock Pet Bed in use.

SAFETY INFORMATION

- Ensure all parts are securely assembled before allowing your pet to use the bed.
- Do not exceed the recommended maximum weight capacity of 12 kg (26.5 lbs).
- Place the pet bed on a stable, level surface to prevent tipping.
- Keep the product away from open flames or excessive heat sources.
- Regularly inspect the bed for any signs of wear or damage. Discontinue use if any damage is found.
- This product is designed for pets. Keep out of reach of small children.

PACKAGE CONTENTS

Please verify that all components are present before beginning assembly:

- Steel frame components (upper and lower rings, connecting bars)
- Mesh fabric bed with hook-and-loop fasteners
- Protective foot pads
- Assembly instructions (this manual)

通気性のある、 爪にやさしいメッシュ生地





Image: All components required for assembly.

Assembly typically takes about 10 minutes and requires no special tools. Follow these steps:

1. **Assemble the Upper and Lower Rings:** Connect the steel frame components to form the oval upper and lower rings of the bed. Ensure all connections are firm.
2. **Connect the Two Rings:** Attach the vertical connecting bars to join the upper and lower rings, forming the basic frame structure.
3. **Attach the Mesh Fabric:** Carefully stretch the mesh fabric over the assembled frame. Secure it using the hook-and-loop fasteners. Ensure the fasteners are properly engaged and hidden beneath the padding for a secure fit.
4. **Final Check:** Once the mesh is attached, ensure all parts are stable and the bed is ready for use.

通気性のある、 爪にやさしいメッシュ生地



湿った布で簡単にお
手入れできます



取り外して洗濯
機で洗えます

Image: Visual guide for assembling the pet bed.

OPERATING AND USAGE

The FEANDREA Cat Hammock Pet Bed is designed for comfort and versatility:

- **Comfortable Design:** The oval shape and recessed design accommodate various sleeping positions, whether your cat prefers to stretch out or curl up. The padded edges provide a comfortable headrest.

- **Breathable Mesh:** The high-density synthetic mesh fabric ensures good ventilation, keeping your pet cool during warmer seasons. It is also designed to be claw-friendly, preventing snagging.
- **Placement:** Place the bed in your pet's favorite resting spot, ensuring it is on a stable surface.



Image: A cat enjoying the comfortable and breathable pet bed.

寝心地抜群の猫ベッド

- 楕円形の形状：さまざまな寝姿勢が可能
- 深めのデザイン：猫にとって快適で安心感のあるスペース



丸まって寝る



お腹を下にして寝る



横向きで寝る



お腹を上にして寝る



Image: Detail of the comfortable padding and mesh material.

MAINTENANCE

Proper maintenance ensures the longevity and hygiene of your pet bed:

- **Daily Cleaning:** For light cleaning, wipe the mesh fabric with a damp cloth.
- **Thorough Cleaning:** The mesh fabric is removable and machine washable. Detach it from the frame using the hook-and-

loop fasteners. Wash on a gentle cycle with cold water and mild detergent. Air dry or tumble dry on low heat.

- **Frame Cleaning:** Wipe the steel frame with a damp cloth as needed.
- Do not use harsh chemicals or abrasive cleaners on any part of the bed.

広々と安定

- 一般的な猫ベッドよりも25%広い (小サイズ) / 50%広い (大サイズ)
- スチールフレームには底部に大きなリング構造があり、しっかりと安定しています

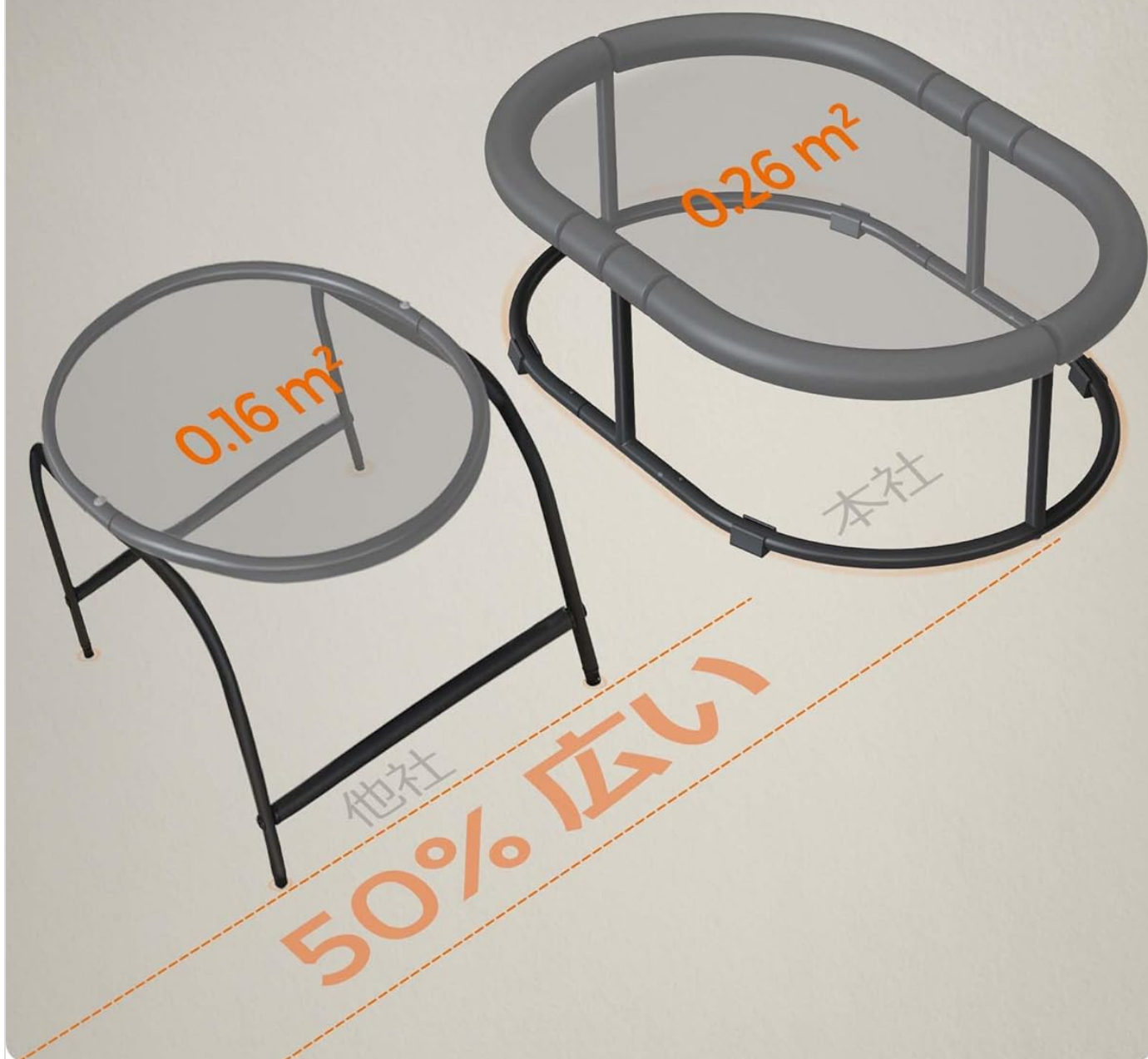


Image: Cleaning instructions for the mesh bed.

Problem	Possible Cause	Solution
Bed feels unstable or wobbly.	Loose connections in the frame or uneven placement.	Check all frame connections to ensure they are securely fastened. Place the bed on a flat, level surface.
Mesh fabric is loose or detached.	Hook-and-loop fasteners not properly engaged.	Re-attach the mesh fabric, ensuring all hook-and-loop fasteners are firmly secured around the frame.
Pet is not using the bed.	New environment, unfamiliar scent, or preference for other spots.	Place a familiar blanket or toy on the bed. Position the bed in a quiet, comfortable area your pet frequents. Allow time for your pet to adjust.

SPECIFICATIONS

Feature	Detail
Model Number	PCB002G01
Brand	Feandrea
Dimensions (L x W x H)	62 cm x 42 cm x 20 cm (24.4 in x 16.5 in x 7.9 in)
Recommended Max. Weight	12 kg (26.5 lbs)
Material	Steel frame, Synthetic mesh fabric
Care Instructions	Machine washable (mesh fabric)
Features	Stain-resistant, Washable, Non-slip base, Lightweight, Breathable
Pet Life Stage	All life stages



通気性のあるオックスフォード生地

厚いニトリ
ルゴムのパディング

頑丈なスチール
フレーム

快適なパディング

猫が頭を乗せるための快適な枕を提供します

Image: Dimensions and recommended pet size for the bed.

WARRANTY AND SUPPORT

For warranty information or customer support, please refer to the retailer's website or contact Feandrea customer service directly. Contact details are typically available on the product packaging or the official Feandrea website.

