

Manuals+

[Q & A](#) | [Deep Search](#) | [Upload](#)

[manuals.plus](#) /

› [Glitzhome](#) /

› [Glitzhome 4ft Prelit Flocked Artificial Christmas Porch Tree \(Set of 2\) Instruction Manual](#)

Glitzhome JFO-130RBW-003

Glitzhome 4ft Prelit Flocked Artificial Christmas Porch Tree (Set of 2) Instruction Manual

Model: JFO-130RBW-003

INTRODUCTION

Thank you for choosing the Glitzhome 4ft Prelit Flocked Artificial Christmas Porch Tree set. This manual provides essential information for the safe and proper assembly, operation, and maintenance of your new Christmas trees. Please read all instructions carefully before use and retain this manual for future reference.

IMPORTANT SAFETY INFORMATION

- For indoor and covered outdoor use only.
- Do not place near heat sources or open flames.
- Ensure all electrical connections are secure and protected from moisture.
- Keep out of reach of small children and pets.
- Unplug lights when not in use for extended periods.
- Product may shed some glitter during initial setup.

PACKAGE CONTENTS

Your Glitzhome 4ft Prelit Flocked Artificial Christmas Porch Tree set includes the following components:

- 2 x 4ft Prelit Flocked Artificial Christmas Trees
- 2 x Decorative Urn Bases
- Pre-attached 100 Warm White LED Lights per tree
- Pre-attached Red Berries and PE&PVC Branch Tips
- Extension Cord (59 inches)

SETUP INSTRUCTIONS

1. **Unpack Components:** Carefully remove all items from the packaging.

2. **Assemble Base:** Insert each tree into its respective decorative urn base. Ensure it is stable.
3. **Shape Branches:** The trees are designed with hinged construction. Gently pull and spread the branches outwards and upwards to achieve a full, natural appearance. Adjust individual branch tips as desired.
4. **Connect Power:** Plug the extension cord into a suitable power outlet. Ensure the outlet is protected from weather if used outdoors.
5. **Power On:** Activate the lights.



Image: Two Glitzhome 4ft flocked Christmas trees with warm white lights and red berries, placed in urn bases on a porch next to a white door. This image illustrates the assembled product in an outdoor setting.



Image: A single Glitzhome 4ft flocked Christmas tree with warm white lights and red berries, in an urn base, positioned next to a dark blue door with snow falling.
This image shows the tree in a different outdoor setting.



Image: A single Glitzhome 4ft flocked Christmas tree with warm white lights and red berries, in an urn base, placed indoors next to a white fireplace. This image demonstrates indoor placement.



Image: Two Glitzhome 4ft flocked Christmas trees with warm white lights and red berries, in urn bases, shown against a white background. This image provides a clear view of the product design.



Image: Two Glitzhome 4ft flocked Christmas trees with warm white lights and red berries, in urn bases, shown against a white background, similar to the previous image but with a slightly different angle. This image offers another perspective of the product.




Image: Diagram showing the dimensions of the 4ft Glitzhome Christmas tree, indicating a height of 4 feet and a base diameter of 1.75 feet, next to a 6-foot human silhouette for scale. This image provides size reference.

DECORATION DETAILS ❄️

Lifelike 3D needles and red berries, pre-lit warm white LED light bulbs, to create fragrant Christmas atmosphere.



Natural and realistic appearance, comes with black urn pot, fits beautifully in any indoor or covered porch spaces.



Hinged construction, shape tree by fluffing out the branches and tips.



Sprinkled with snow and iridescent glitter, each piece may feature slight glitter falling off.



Image: Close-up images detailing the features of the Glitzhome Christmas tree, including realistic 3D needles, red berries, warm white LED lights, hinged construction for shaping, and flocked branches with iridescent glitter. This image highlights key decorative elements.



Image: Close-up of a flocked branch with red berries and warm white lights on the Glitzhome Christmas tree. This image provides a detailed view of the branch texture and decorations.



Image: Close-up of the base of the Glitzhome Christmas tree in its urn pot, surrounded by artificial snow. This image shows the stability and design of the base.

OPERATING INSTRUCTIONS

The pre-lit feature of your Glitzhome Christmas tree is designed for ease of use. Simply plug in the tree to illuminate the warm white lights.

Light Functionality: The lights are designed to remain lit even if a single bulb burns out, ensuring continuous illumination throughout the holiday season.

Power Cord: The included extension cord is 59 inches long, providing flexibility for placement.

Your browser does not support the video tag.

Video: A demonstration of the 2 Pack 4 Ft Entrance Christmas Tree in Wood-Like Box Base, showcasing its appearance and features. This video is provided by the seller and illustrates the product in use.

MAINTENANCE AND CARE

- **Cleaning:** Dust the tree gently with a soft, dry cloth. Do not use liquid cleaners or abrasive materials.

- **Storage:** When not in use, carefully compress the branches and store the tree in its original packaging or a suitable storage bag in a cool, dry place.
- **Glitter:** The tree is sprinkled with iridescent glitter. Some glitter shedding is normal, especially during initial setup and handling.

TROUBLESHOOTING

Problem	Possible Cause	Solution
Lights not illuminating.	Power cord not properly connected or outlet is not active.	Ensure the power cord is securely plugged into a working outlet. Check the circuit breaker if necessary.
Tree appears sparse.	Branches are not fully shaped.	Gently fluff and spread out all individual branches and tips to achieve a fuller appearance.
Excessive glitter shedding.	Normal during initial handling.	This is typical for flocked products. Consider setting up outdoors initially to minimize indoor spread.







SPECIFICATIONS

- **Brand:** Glitzhome
- **Model Number:** JFO-130RBW-O03
- **Height:** 4 feet (each tree)
- **Base Diameter:** 1.75 feet (each tree)
- **Branch Tips:** 313 (each tree)
- **Lights:** 100 Warm White LED Lights (each tree)
- **Decorations:** Red Berries, Flocked finish
- **Materials:** Polyethylene, Polyvinyl Chloride, Metal, Cement
- **Base Type:** Pot
- **Power Cord Length:** 59 inches
- **Usage:** Indoor & Covered Outdoor
- **Item Package Quantity:** 2

WARRANTY AND SUPPORT

For warranty information or product support, please contact Glitzhome customer service. Refer to your purchase documentation for specific warranty terms and contact details.

You can also visit the official Glitzhome store for more information:[Glitzhome Store](#)

	<p>Glitzhome 6ft Pre-Lit Snow Flocked Fir Christmas Tree Assembly Instructions</p> <p>Assembly instructions for the Glitzhome 6ft Pre-Lit Snow Flocked Fir Christmas Tree with 300 Warm White Lights. Includes disassembly, storage, and step-by-step assembly guidance.</p>
	<p>9ft Deluxe Pre-Lit Flocked Pine Artificial Christmas Tree Assembly Instructions</p> <p>Assembly and disassembly instructions for the Glitzhome 9ft Deluxe Pre-Lit Flocked Pine Artificial Christmas Tree with 650 Warm White Lights, including parts list, safety precautions, and storage tips.</p>
	<p>Glitzhome 9ft Pre-Lit Flocked Spruce Artificial Christmas Tree Assembly Instructions</p> <p>Assembly and disassembly guide for the Glitzhome 9ft Pre-Lit Flocked Layered Spruce Artificial Christmas Tree with 500 Warm White Lights (Model 2014600099). Includes product specifications, parts list, step-by-step assembly, and safety precautions.</p>
	<p>Glitzhome 7.5ft Pre-Lit Flocked Pencil Spruce Artificial Christmas Tree Assembly Instructions (Model 2014600093)</p> <p>Step-by-step assembly instructions for the Glitzhome 7.5ft Pre-Lit Flocked Pencil Spruce Artificial Christmas Tree with 350 Warm White Lights, model 2014600093. Includes disassembly, storage, and caution information.</p>
	<p>Glitzhome 9ft Pre-Lit Pencil Green Pine Artificial Christmas Tree with 480 Warm White Lights - Assembly Instructions</p> <p>Assembly and setup guide for the Glitzhome 9ft Pre-Lit Pencil Green Pine Artificial Christmas Tree (Model 2014600092). Features 480 warm white lights and easy setup.</p>
	<p>Glitzhome 6' LED Christmas Tree Assembly Instructions - Multi-color/Warm White Light</p> <p>Detailed assembly instructions for the Glitzhome 6-foot LED Christmas Tree with multi-color and warm white lights, including parts list, step-by-step guide, disassembly, and storage tips.</p>