

Manuals+

[Q & A](#) | [Deep Search](#) | [Upload](#)

Manuals.plus /

- › [Anker](#) /
- › Anker HDMI Cable 8K@60Hz (6FT), Model A8743001 - User Manual

Anker A8743001

Anker HDMI Cable 8K@60Hz (6FT), Model A8743001

User Manual

1. INTRODUCTION AND OVERVIEW

This manual provides instructions for the Anker HDMI Cable, Model A8743001. This high-speed HDMI 2.1 cable is designed to deliver superior audio and video quality, supporting resolutions up to 8K at 60Hz and 4K at 120Hz. It features a bandwidth of 48 Gbps for seamless data transfer and is built for durability and wide compatibility with various devices.



Image 1.1: The Anker HDMI Cable, coiled, showcasing its black nylon braided exterior and robust connectors.

2. PACKAGE CONTENTS

Verify that all items are present in your package:

- 1 x Anker HDMI Cable (6 ft, 8K)
- 1 x Welcome Guide
- 1 x 18-Month Warranty Card

3. SETUP INSTRUCTIONS

Connecting your Anker HDMI Cable is a straightforward process. Ensure all devices are powered off before making connections.

1. **Identify HDMI Ports:** Locate the HDMI output port on your source device (e.g., gaming console, laptop, streaming box) and the HDMI input port on your display device (e.g., TV, monitor, projector).
2. **Connect the Cable:** Insert one end of the Anker HDMI Cable firmly into the HDMI output port of your source device.
3. **Connect to Display:** Insert the other end of the Anker HDMI Cable firmly into the HDMI input port of your display device.
4. **Power On Devices:** Power on both your source device and your display device. Select the correct HDMI input on your display device using its remote or on-screen menu.

Designed for Various Devices



Laptop



Other HDMI Sources



Projector



Home Theater System



Computer Monitor



And More



Image 3.1: Diagram illustrating the Anker HDMI Cable's compatibility with various devices such as laptops, projectors, home theater systems, and computer monitors.

4. OPERATING INSTRUCTIONS

The Anker HDMI Cable operates on a plug-and-play principle, requiring no additional software or drivers. Once connected, it automatically facilitates the transfer of audio and video signals between compatible devices.

Supported Display Modes:

- **Mirror Mode:** Duplicates the display of your source device onto your external display.
- **Extended Mode:** Extends your desktop across multiple displays, allowing for increased workspace.
- **Game Mode:** Optimized for gaming consoles, providing high refresh rates and low latency for an enhanced gaming experience.

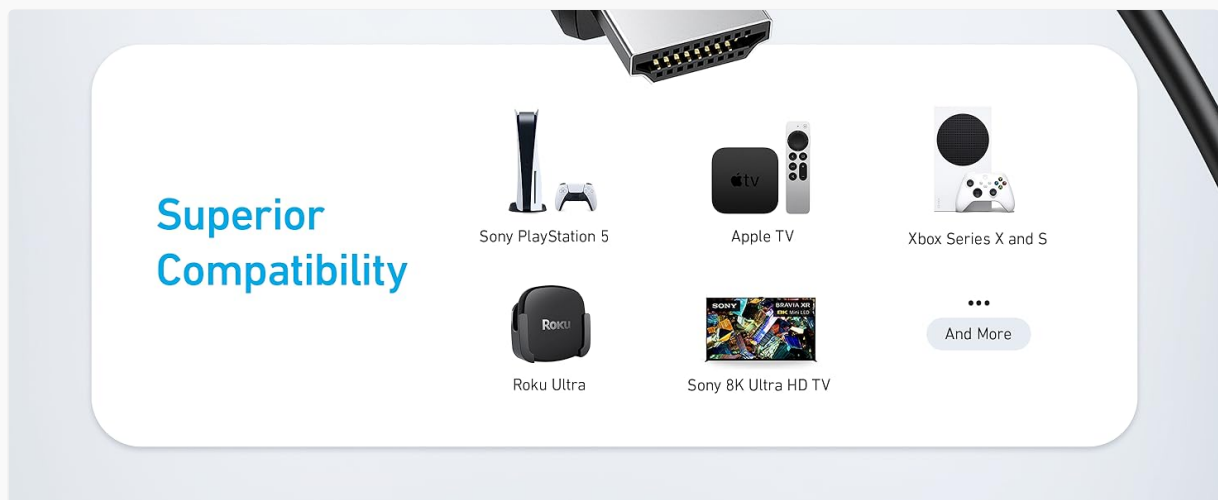


Image 4.1: Visual representation of Game Mode (PS5 connected to TV) and Extended Mode (laptop connected to external monitor) using the Anker HDMI Cable.

5. FEATURES AND BENEFITS

- **High Resolution and Refresh Rates:** Supports 8K@60Hz and 4K@120Hz, ensuring crisp, clear visuals and smooth motion for demanding applications like gaming and high-definition video playback.
- **Ultra High-Speed Bandwidth:** With 48 Gbps bandwidth, the cable ensures rapid and uninterrupted video and audio signal transfer, preventing lag and buffering.
- **Enhanced Durability:** Constructed with a robust nylon exterior, the cable is designed to withstand over 1,000 bends, offering long-lasting performance and reliability.
- **Wide Compatibility:** Connects seamlessly with a broad range of HDMI-enabled devices, including gaming consoles (PlayStation 5, Xbox Series X/S), streaming devices (Apple TV, Roku Ultra), laptops, projectors, and 8K/4K televisions.
- **HDMI Forum Certified:** Rigorously tested and certified by the HDMI Forum to minimize interference with wireless networks, streaming media players, Bluetooth devices, and mobile phones, ensuring a stable connection.




Image 5.1: Visual highlighting the cable's support for 8K@60Hz, 4K@120Hz, 4K@60Hz, 48 Gbps bandwidth, and HDR.

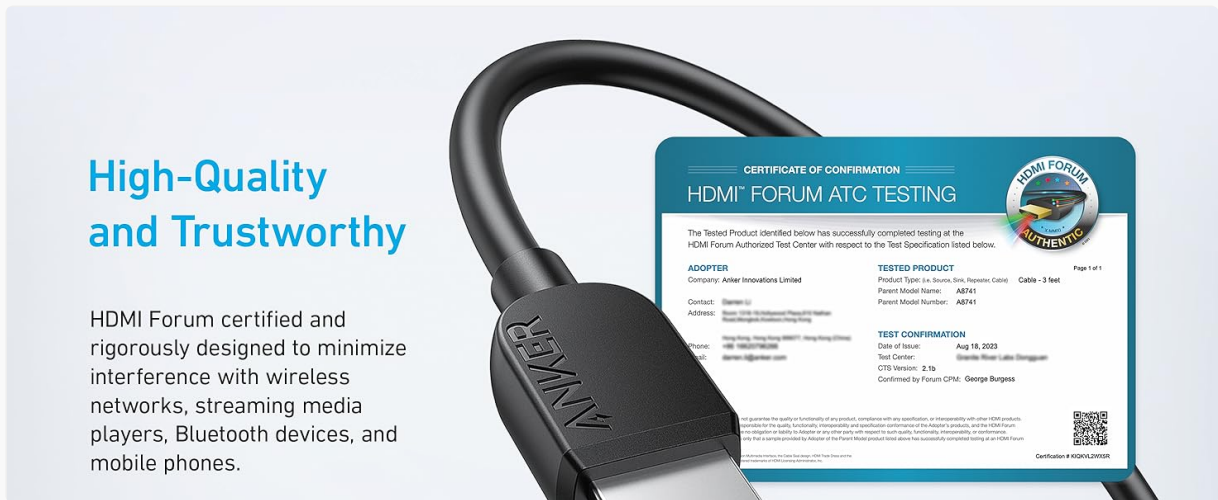


Image 5.2: Display of the HDMI Forum ATC Testing Certificate, confirming the cable's adherence to high-quality standards and minimal interference.

6. MAINTENANCE

To ensure the longevity and optimal performance of your Anker HDMI Cable, follow these simple maintenance guidelines:

- **Handle with Care:** Avoid excessive bending, twisting, or pulling of the cable, especially near the connectors.
- **Clean Connectors:** If connectors appear dusty, gently wipe them with a dry, lint-free cloth. Do not use liquid cleaners.
- **Storage:** When not in use, store the cable in a clean, dry place, preferably coiled loosely to prevent kinks.
- **Avoid Extreme Conditions:** Do not expose the cable to extreme temperatures, direct sunlight, or moisture.

7. TROUBLESHOOTING

If you encounter issues with your Anker HDMI Cable, refer to the following common problems and solutions:

Problem	Possible Cause	Solution
---------	----------------	----------

Problem	Possible Cause	Solution
No video or audio signal	Loose connection, incorrect input selected, incompatible resolution.	Ensure cable is securely plugged into both devices. Select the correct HDMI input on your display. Check if your source device's output resolution is supported by your display.
Flickering screen or intermittent signal	Cable interference, faulty port, or resolution mismatch.	Try a different HDMI port on your display. Reduce the resolution or refresh rate on your source device. Ensure no other cables are causing electromagnetic interference.
Poor picture quality (e.g., blurry, distorted colors)	Cable damage, display settings, or source device issues.	Check the cable for visible damage. Adjust picture settings on your display. Test with another HDMI cable to rule out the source device or display as the cause.

8. SPECIFICATIONS

Feature	Detail
Model Number	A8743001
Connector Type	HDMI Male-to-Male
Cable Type	HDMI 2.1
Data Transfer Rate	48 Gbps
Supported Resolutions	8K@60Hz, 4K@120Hz, 4K@60Hz
Special Features	Ultra high-speed HDMI 2.1 technology, compatibility with various versions, HDMI Forum Certified
Outer Material	Nylon
Length	6 feet (approx. 1.8 meters)
Item Weight	2.4 ounces
Product Dimensions	70.87 x 0.68 x 0.34 inches

9. WARRANTY AND SUPPORT

Anker provides an **18-month warranty** for this HDMI cable, covering manufacturing defects and ensuring peace of mind. For warranty claims, technical assistance, or any product-related inquiries, please refer to the contact information provided in your welcome guide or visit the official Anker support website.

