



[Manuals.plus](#) /

> [MIRROTOWEL](#) /

> MIRROTOWEL Storage Cabinet User Manual

**MIRROTOWEL 9e7e1416-7b54-4230-8aeb-9a1fc2aa627e**

# MIRROTOWEL Storage Cabinet User Manual

Brand: MIRROTOWEL | Model: 9e7e1416-7b54-4230-8aeb-9a1fc2aa627e

## 1. INTRODUCTION AND OVERVIEW

---

Thank you for choosing the MIRROTOWEL Storage Cabinet. This versatile and functional furniture piece is designed to enhance your living space with ample storage and a stylish appearance. Crafted from high-quality engineered wood, it offers durability and adaptability for various uses, from a buffet cabinet to a general storage solution in any room.



Figure 1: Fully assembled MIRROTOWEL Storage Cabinet in white.

## 2. IMPORTANT SAFETY INFORMATION

Please read and understand all safety instructions before assembly and use. Failure to follow these instructions may result in injury or damage to the product.

- Always assemble the cabinet according to the provided instructions.
- Secure the cabinet to the wall using the included anti-tip mechanism to prevent tip-overs, especially if you have pets or children.
- Avoid placing heavy items on the top shelves or in the upper drawers to maintain stability and prevent the cabinet from tipping over.
- Ensure all connections are tight and secure after assembly and periodically check them for looseness.

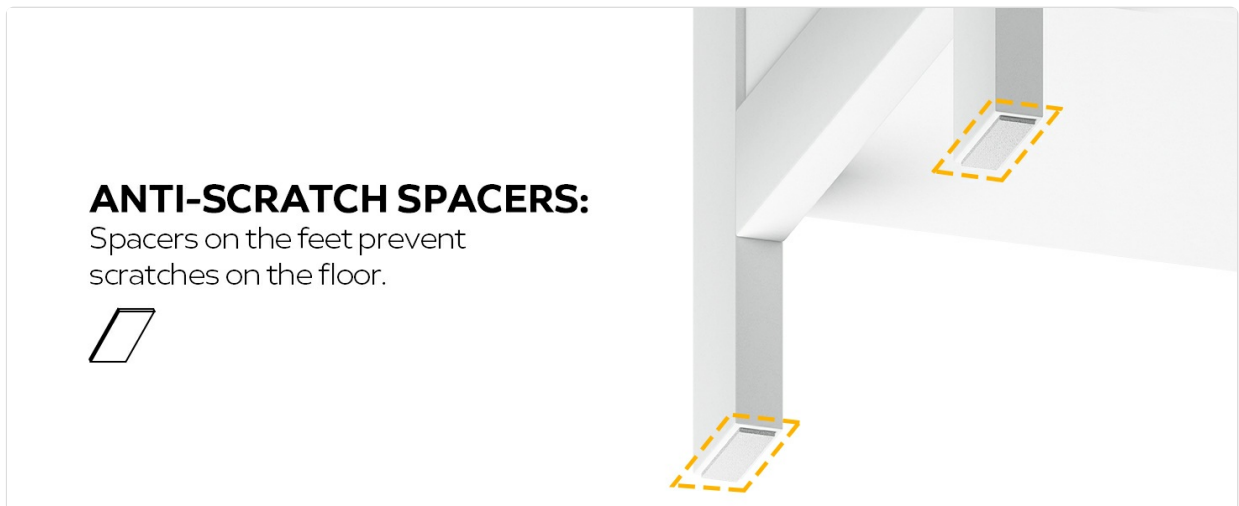


Figure 2: Illustration of the anti-tip mechanism for enhanced safety.

### 3. PRODUCT FEATURES

The MIRROTOWEL Storage Cabinet is designed with user convenience and optimal storage in mind:

- **Ample Storage Space:** Features three spacious drawers, two cabinet doors, and three adjustable shelves, allowing for versatile organization of your belongings.
- **Premium Quality Materials:** Constructed from high-quality engineered wood (MDF) for durability and longevity, ensuring a fashionable appearance and excellent craftsmanship.
- **Adjustable Shelves:** The cabinet includes three adjustable shelves, enabling you to customize the internal layout to accommodate items of various sizes and heights.
- **Magnetic Doors:** Equipped with magnetic catches for sufficient suction, ensuring doors close securely and open smoothly.
- **Quick Removal Drawers:** Drawers are designed for easy disassembly and removal, offering flexibility for storage needs without complex slides.
- **Wooden Handles:** Features elegant wooden handles that are clean and resistant to scratches.
- **Anti-Scratch Spacers:** Spacers are included on the feet to prevent scratches and damage to your flooring.



Figure 3: Adjustable shelf dividers for customized storage.



Figure 4: Quick removal design for drawers, offering flexible storage.

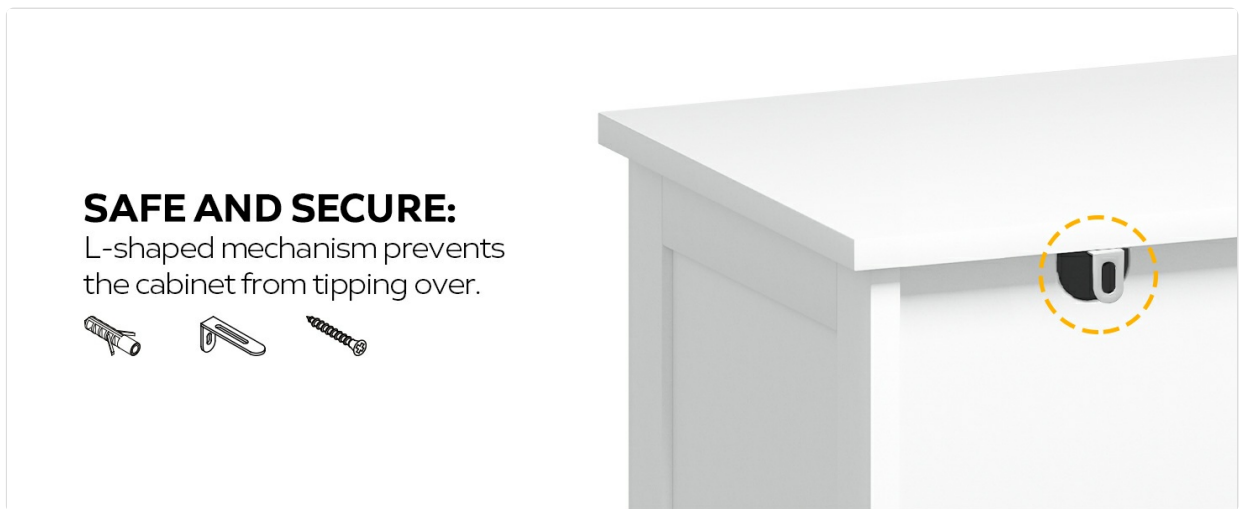


Figure 5: Close-up of the wooden handle design.



Figure 6: Anti-scratch spacers protect your floors.

## 4. ASSEMBLY INSTRUCTIONS

The MIRROTOWEL Storage Cabinet is designed for user-friendly assembly. A detailed installation manual, including part codes and step-by-step instructions, is provided with your product. Please refer to the official PDF manual for comprehensive assembly guidance.

### General Assembly Tips:

- Unpack all components and verify against the parts list in the manual.

- Lay out all pieces on a soft, clean surface to prevent scratches.
- Follow the numbered steps in the manual carefully.
- Use the appropriate tools as specified (e.g., screwdriver, hammer).
- Do not overtighten screws to avoid damaging the wood.
- Ensure all connections are firm before proceeding to the next step.

For the official, detailed assembly guide, please download the [Instructions for Use \(IFU\) PDF](#).

## PRODUCT SIZE

Balancing practicality and space-saving

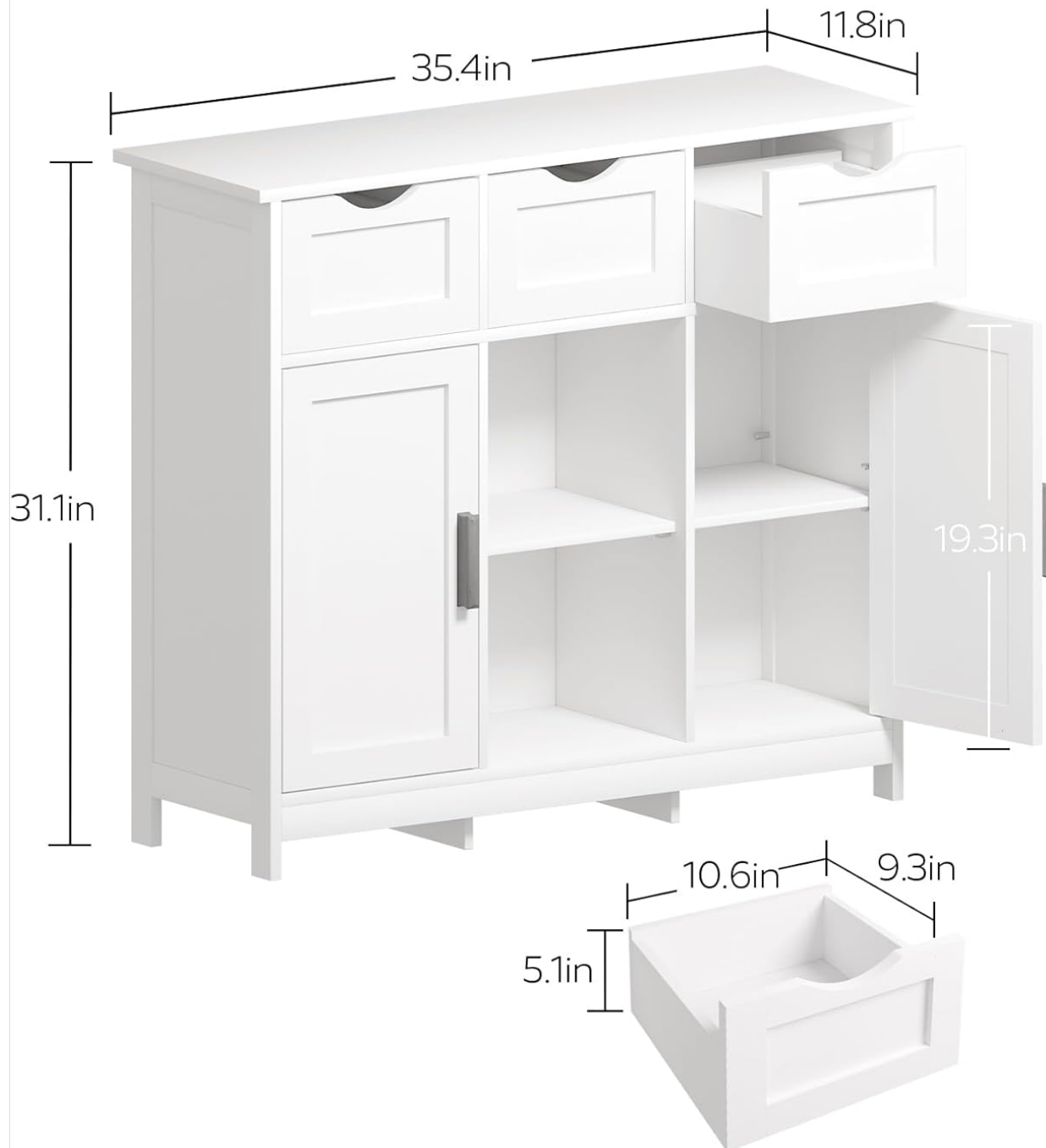


Figure 7: Product dimensions for planning your space.

## 5. USAGE GUIDELINES

The MIRROTOWEL Storage Cabinet is designed for multi-functional use across various rooms:

- **Living Room:** Ideal for organizing miscellaneous items, displaying decor, or serving as a media console.
- **Bedroom:** Perfect for storing clothes, accessories, or as a bedside cabinet.
- **Dining Room/Kitchen:** Can function as a self-service buffet cabinet for crockery and food items, or a cozy coffee bar station.
- **Entryway:** Provides convenient storage for keys, mail, shoes, and other entryway essentials.

To ensure longevity and safety, avoid overloading shelves and drawers. Distribute weight evenly to maintain stability.



Figure 8: Cabinet used in a multi-scene application.

## 6. MAINTENANCE AND CARE

Proper care will ensure your MIRROTOWEL Storage Cabinet remains in excellent condition for years to come:

- **Cleaning:** Wipe surfaces with a soft, damp cloth. Avoid harsh chemicals or abrasive cleaners, as they may damage the finish.
- **Spills:** Immediately wipe up any spills to prevent moisture damage to the engineered wood.
- **Sunlight:** Avoid prolonged exposure to direct sunlight to prevent fading or discoloration.
- **Heat and Humidity:** Keep the cabinet away from direct heat sources and areas of high humidity to prevent warping or swelling of the wood.
- **Hardware:** Periodically check all screws and fittings to ensure they remain tight. Retighten if necessary.

## 7. TROUBLESHOOTING

If you encounter any issues with your MIRROTOWEL Storage Cabinet, please refer to the following common solutions:

Problem	Possible Cause	Solution
Doors do not close properly or are misaligned.	Hinges are loose or misaligned; magnetic catches are not engaging.	Check and tighten hinge screws. Adjust hinges as needed. Ensure magnetic catches are properly installed and aligned with the door.
Shelves are not level or do not fit correctly.	Shelf pins are not fully inserted or are in incorrect holes.	Ensure all shelf pins are fully inserted into the designated holes. Verify that the correct holes are being used as per the assembly manual.
Drawers are stiff or do not slide smoothly.	Drawers are not assembled correctly or are overloaded.	Re-check drawer assembly according to the manual. Ensure drawers are not overloaded.
Cabinet feels wobbly or unstable.	Loose connections; not properly secured to the wall.	Tighten all screws and fittings. Ensure the anti-tip mechanism is correctly installed and anchored to a wall stud.
Missing parts during assembly.	Packaging error.	Contact MIRROTOWEL customer support with your product model and a list of missing parts.

If the problem persists after attempting these solutions, please contact MIRROTOWEL customer support for further assistance.

## 8. SPECIFICATIONS

Feature	Detail
Brand	MIRROTOWEL
Model Number	9e7e1416-7b54-4230-8aeb-9a1fc2aa627e
Color	White
Product Dimensions (D x W x H)	11.8" x 31.1" x 35.4" (31.1"D x 11.8"W x 35.4"H)

Feature	Detail
Item Weight	51.9 pounds
Material	Engineered Wood (MDF)
Handle Material	Stainless Steel
Number of Drawers	3
Number of Doors	2
Number of Adjustable Shelves	3
Assembly Required	Yes
Mounting Type	Freestanding (Requires wall securing for anti-tip)

## 9. WARRANTY AND SUPPORT

---

For information regarding product warranty, returns, or customer support, please refer to the details provided at the point of purchase or contact MIRROTOWEL directly.

- **Protection Plans:** Extended protection plans (2-Year, 3-Year) may be available for purchase. Please check with your retailer for options.
- **Return Policy:** A 30-day easy return policy is typically offered. Refer to your purchase agreement for specific terms.
- **Customer Support:** For any inquiries, technical assistance, or to report missing/damaged parts, please visit the [MIRROTOWEL Store on Amazon](#) or contact their customer service team.