



[Manuals.plus](#) /

> [Quicken](#) /

> Quicken Classic Deluxe: PC/Mac Online Code Instruction Manual

## Quicken Classic Deluxe

# Quicken Classic Deluxe: PC/Mac Online Code Instruction Manual

For New Subscribers | 1 Year

## 1. INTRODUCTION TO QUICKEN CLASSIC DELUXE

---

Quicken Classic Deluxe personal finance software is designed to help new subscribers effectively manage their finances. This software provides tools to connect banking, credit cards, debt, investments, and property accounts, enabling a comprehensive view of your financial health. It assists in managing and growing savings, creating custom budgets, tracking spending, and projecting various debt scenarios.



# Quicken<sup>®</sup>

## Classic

DELUXE | Windows & Mac

## Take control of your finances

- ✓ Connect banking, credit card, debt, investment & property accounts
- ✓ Manage & grow your savings
- ✓ Create multiple custom budgets & track spending
- ✓ Project different debt scenarios

New  
Subscribers  
Only



**1-year subscription** | Includes automatic connection to latest, up-to-date version

Image: Quicken Classic Deluxe software packaging.

## 2. SETUP AND INSTALLATION

To begin using Quicken Classic Deluxe, follow these steps:

1. **Redeem Your Online Code:** Locate your 1-year online code. Visit the Quicken redemption website (usually provided with your purchase) and enter your code to activate your subscription.

2. **Download the Software:** After successful code redemption, you will be prompted to download the Quicken Classic Deluxe software for either PC or Mac, depending on your operating system.
3. **Install the Software:** Run the downloaded installer file and follow the on-screen instructions to complete the installation process.
4. **Launch and Log In:** Open Quicken Classic Deluxe. You will be asked to log in with your Quicken ID and password. If you are a new user, you may need to create an account.

Ensure your computer meets the minimum system requirements for optimal performance.

## 3. OPERATING INSTRUCTIONS

---

### 3.1 Connecting Your Accounts

Quicken allows you to connect various financial accounts to get a consolidated view of your finances. This includes banking, credit cards, investment accounts, and property accounts.

- Navigate to the 'Accounts' section within the software.
- Select the option to add a new account.
- Search for your financial institution and follow the prompts to securely link your accounts using your online banking credentials.
- Once connected, Quicken will automatically download and categorize your transactions.

Which Quicken is right for you?	Deluxe	Premier	Business & Personal
<b>Best for</b>	Traditional personal finance	Experienced investors	Business & rental income, investors
Banking, investment, property, & debt accounts	✓	✓	✓
Accounts payable, accounts receiving, & sales tax accounts			✓
Create and track your saving goals	■	■	■
Traditional, category-based budgets	✓	✓	✓
Investment portfolio views, IRR & ROI, transactions & capital gains estimator	✓	✓	✓
Real-time quotes, impact of buy-sells, mutual fund ratings, Morningstar's Portfolio X-Ray		✓	✓
Plan for retirement with the Lifetime Planner	■	■	■
Built-in tax Schedules A, B, & D	✓	✓	✓
Built-in tax Schedules C, E, & F			✓
Reports: spending, income, net income, savings, net worth, & budgets	✓	✓	✓
P&L, cash flow, invoices, Paypal integration & manage rental properties			✓
■ Windows only			

Image: A visual representation of connected accounts within Quicken Classic, displaying balances for banking, checking, savings, credit cards, investments, and property/debt.

### 3.2 Creating Custom Budgets and Tracking Spending

The budgeting feature helps you monitor your income and expenses to stay on track with your financial goals.

- Go to the 'Spending' or 'Budgets' tab.
- Create a new budget and define categories for your income and expenses (e.g., groceries, utilities, entertainment).
- Set spending limits for each category. Quicken will automatically track your spending against these limits based on your categorized transactions.
- Review your budget regularly to identify areas where you can save or adjust your spending habits.

## Classic budgeting

Unlimited categories, modern tools, built your way.

Auto & Transport

Bills & Utilities

Education

Entertainment

Food & Dining

Clothing

## Build custom budgets

Create & track budgets in real time so you can stay on top of spending, savings & financial goals.



Image: The 'Classic budgeting' interface in Quicken, illustrating how to build and track custom budgets with unlimited categories.

### 3.3 Managing and Growing Your Savings

Set specific savings goals and track your progress towards them.

- Access the 'Saving goals' section.
- Define a new goal, such as a down payment for a house or a vacation fund, and specify the target amount and date.
- Link relevant accounts to your savings goals and monitor contributions and withdrawals.

## Saving goals

# Save more money

Set savings goals,  
fund them, and watch  
them grow.

Windows only

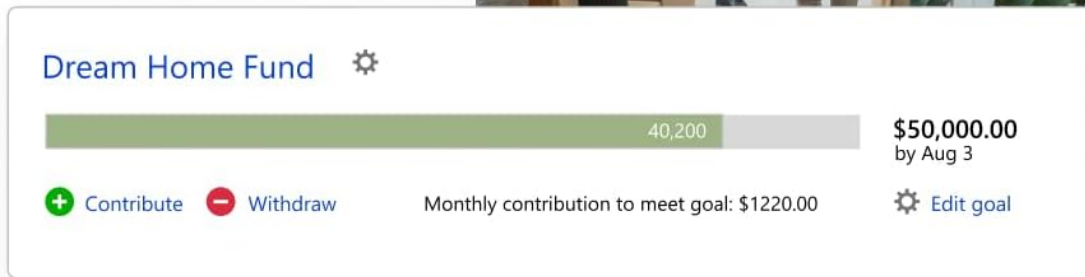



Image: The 'Saving goals' feature in Quicken, demonstrating how to set and track progress for financial objectives like a 'Dream Home Fund'.

### 3.4 Projecting Different Debt Scenarios

Quicken provides tools to help you visualize and plan for faster debt repayment.

- Navigate to the 'Debt Reduction' or 'Planning' section.
- Input your current debts and explore different payment strategies.
- The software can project how changes in payment amounts or interest rates affect your debt payoff timeline and total interest paid.

# Project different scenarios to pay debt faster

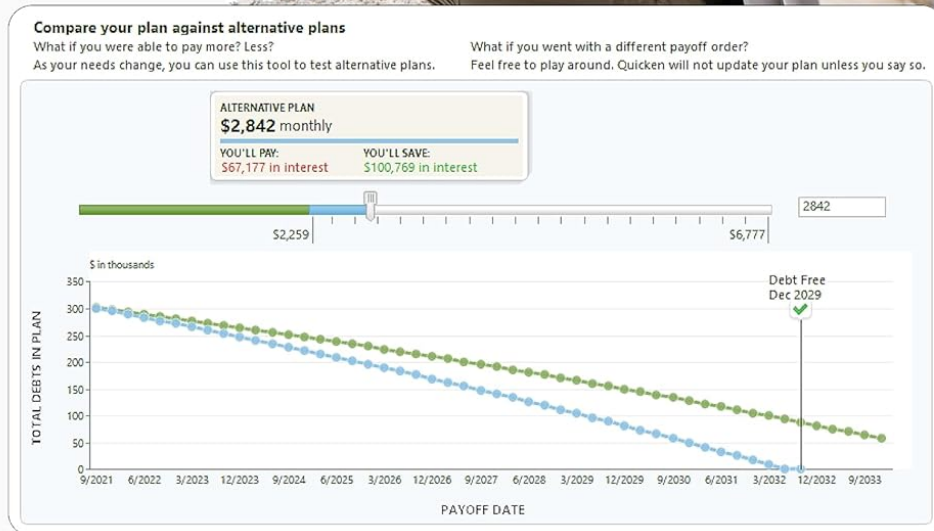
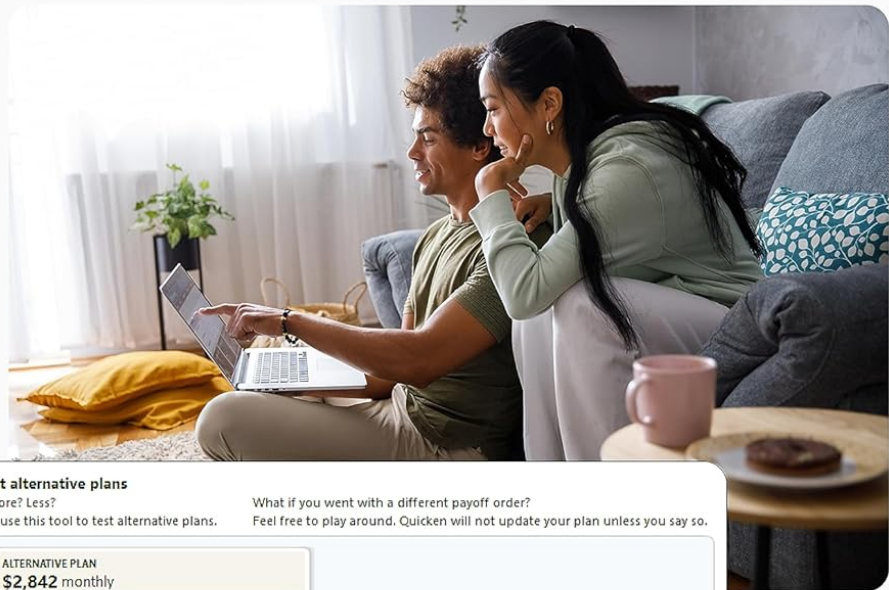


Image: A visual tool in Quicken to 'Project different scenarios to pay debt faster', showing a graph comparing various debt repayment plans.

## 3.5 Investment Tracking and Planning

Monitor your investment portfolio and plan for long-term financial goals like retirement.

- In the 'Investing' tab, view your portfolio's performance, allocations, and true returns.
- Utilize the 'Lifetime Planner' to project your retirement savings and assess if you are on track to meet your goals.

## 3.6 Official Product Video Overview

Watch this official video for a comprehensive overview of Quicken Classic's features and how it can help you manage your finances.

Your browser does not support the video tag.

Video: An official overview of Quicken Classic, demonstrating its capabilities in managing transactions, budgeting, investments, and debt planning.

## 4. MAINTENANCE

To ensure optimal performance and data integrity:

- **Regular Updates:** Keep your Quicken software updated to the latest version to benefit from new features, security enhancements, and bug fixes.
- **Data Backup:** Regularly back up your Quicken data file to an external drive or cloud storage. This protects your financial information in case of data loss.
- **Review Transactions:** Periodically review your downloaded transactions to ensure they are correctly categorized and reconciled with your bank statements.

## 5. TROUBLESHOOTING

If you encounter issues with Quicken Classic Deluxe, consider the following:

- **Internet Connection:** Ensure you have a stable internet connection for account synchronization and updates.
- **Software Restart:** Close and restart the Quicken application.
- **Check for Updates:** Verify that your software is up to date.
- **Quicken Support:** For persistent issues, visit the official Quicken support website for FAQs, forums, and direct contact options.

## 6. SPECIFICATIONS

Attribute	Detail
Product Name	Quicken Classic Deluxe
Subscription Term	1 Year
Platform Compatibility	PC (Windows) / Mac
Format	Online Code (Digital Download)
ASIN	B0CFSX431Z
Manufacturer	Quicken, Inc.
First Available Date	October 1, 2023

For detailed system requirements, please refer to the official Quicken website or the product packaging.

## 7. WARRANTY AND SUPPORT

For information regarding product warranty, technical support, or customer service, please refer to the official Quicken website or contact Quicken support directly. The Quicken support team can assist with

installation, account linking, feature usage, and troubleshooting.

You can also visit the [Quicken Store on Amazon](#) for additional product information and resources.