

XIAOMI Xiaomi 13T

Xiaomi 13T 5G Smartphone User Manual

Model: Xiaomi 13T (63V901341)

Brand: XIAOMI

1. INTRODUCTION

This manual provides essential information for setting up, operating, and maintaining your Xiaomi 13T 5G smartphone. Please read this manual thoroughly before using your device to ensure proper function and safety. Keep this manual for future reference.

2. WHAT'S IN THE BOX

Verify that all items are present in your product packaging:

- Xiaomi 13T 5G Smartphone
- Adapter
- Fast Car Charger 51W
- Phone Case
- Wall Charger
- SIM Ejector Tool (may be included)
- Quick Start Guide (may be included)

3. DEVICE OVERVIEW

Familiarize yourself with the physical components of your Xiaomi 13T 5G smartphone.



This image displays the Xiaomi 13T 5G smartphone from the front, highlighting its large display, and from the back, showcasing the triple camera system and the Xiaomi logo.



A clear view of the Xiaomi 13T 5G's front, featuring its expansive AMOLED display and the front-facing camera cutout.



This image shows the side profile of the Xiaomi 13T 5G, detailing the power button, volume rocker, and SIM card tray location.



The rear of the Xiaomi 13T 5G, emphasizing the prominent triple camera setup and the device's finish.



This image provides a detailed look at the Xiaomi 13T 5G's edges, including the USB-C port, speaker grille, microphone, SIM tray, and power/volume buttons.

4. SETUP

4.1. Inserting the SIM Card

1. Locate the SIM card tray on the side of your device.
2. Insert the SIM ejector tool into the small hole next to the tray and press firmly until the tray pops out.
3. Place your Nano-SIM card(s) into the tray with the gold contacts facing down. Ensure they are correctly seated. This device supports Dual Nano SIM.
4. Carefully reinsert the tray into the phone.

4.2. Initial Power On

1. Press and hold the Power button until the Xiaomi logo appears.
2. Follow the on-screen instructions to complete the initial setup, including language selection, Wi-Fi connection, and Google account setup.

4.3. Charging the Device

Connect the included wall charger or car charger to your device's USB-C port. The Xiaomi 13T 5G

supports 67W turbo charging, allowing for a full charge in approximately 42 minutes. Use only official Xiaomi chargers and cables for optimal performance and safety.

5. OPERATING YOUR DEVICE

5.1. Display Features

The Xiaomi 13T 5G features a 6.67-inch CrystalRes AMOLED DotDisplay with a resolution of 2712x1220 pixels (446 ppi). It offers a 120Hz refresh rate for smooth scrolling and a touch sampling rate of up to 480Hz for responsive interaction. The display supports HDR10+, 4096 levels of brightness adjustment, and is protected by Corning Gorilla Glass 5. It also includes TrueColor display, Reading mode, and Sunlight mode for enhanced viewing comfort.

5.2. Camera System

The device is equipped with a versatile triple camera system:

- **Main Camera:** 50 MP, f/1.8, 23mm (wide), 1/1.49", 1.0µm, PDAF, OIS
- **Telephoto Camera:** 10 MP, f/2.0, 75mm, 1/3.75", 1.0µm, PDAF, OIS, 3.2x optical zoom
- **Ultrawide Camera:** 12 MP, f/2.2, 15mm, 120° (ultrawide), 1/3.06", 1.12µm

Features include Dual-LED dual-tone flash, HDR, and panorama. The front camera is also available for selfies and video calls.

Important Note: This Xiaomi 13T 5G model does NOT feature a Leica camera. Any mention of Leica in product descriptions may refer to other regional variants or marketing materials not applicable to this specific model.

5.3. Performance

The Xiaomi 13T 5G is powered by the MediaTek Dimensity 8200-Ultra processor, built on a 5nm power-efficient manufacturing process. It features a CPU with 4x Gold cores (A78-based) at 2.85GHz and 4x Silver cores (A55-based) at 2.0GHz, coupled with a Mali-G610 MC6 GPU. This configuration ensures supreme performance and efficient power usage for demanding applications and multitasking.

5.4. Connectivity

The device supports comprehensive network connectivity:

- **5G Bands:** n5/n7/n8/n20/n28/n38/n40/n41/n66/n77/n78
- **4G LTE Bands:** 1/2/3/4/5/7/8/12/13/17/18/19/20/26/28/32/38/40/41/66
- **3G:** Quad Band
- **2G:** Quad Band
- **Wireless:** Wi-Fi, Bluetooth
- **Navigation:** GPS

Note on Carrier Compatibility: This device is an international unlocked model. In the USA, it is compatible with T-Mobile, Metro PCS, and Mint. It is NOT compatible with Verizon, Sprint, Boost, or AT&T Cricket networks.

5.5. Security

The Xiaomi 13T 5G features an optical fingerprint sensor integrated under the display for secure and convenient unlocking. It also includes standard sensors such as accelerometer, proximity, gyro, compass, and color spectrum.

6. MAINTENANCE

6.1. Software Updates

Regularly check for and install software updates to ensure your device has the latest features, security patches, and performance improvements. Updates are typically delivered over-the-air (OTA) and can be found in your device's settings menu.

6.2. Cleaning Your Device

To clean your device, gently wipe the screen and back panel with a soft, lint-free cloth. For stubborn smudges, slightly dampen the cloth with water or a screen cleaner designed for electronics. Avoid using harsh chemicals, abrasive materials, or excessive moisture.

6.3. Battery Care

The Xiaomi 13T 5G is equipped with a 5000 mAh battery. To maximize battery lifespan:

- Avoid extreme temperatures.
- Do not let the battery drain completely before recharging frequently.
- Use the original charger and cable.
- Consider enabling battery saver modes when not needing full performance.

7. TROUBLESHOOTING

7.1. Common Issues

- **Device not powering on:** Ensure the battery is charged. Connect the charger and wait a few minutes before attempting to power on again.
- **Network connectivity issues:** Check if the SIM card is correctly inserted. Verify your mobile data settings and ensure you have an active plan. Restart the device.
- **Slow performance:** Close unused applications. Clear cache. Restart the device. If issues persist, consider a factory reset (see below).
- **Apps crashing:** Ensure apps are updated to their latest versions. Clear the app's cache or reinstall the app.

7.2. Factory Reset

A factory reset will erase all data from your device and restore it to its original factory settings. This can resolve persistent software issues but should be used as a last resort.

Warning: Back up all important data before performing a factory reset.

1. Go to **Settings > About phone > Factory reset**.
2. Follow the on-screen prompts to confirm the reset.

8. TECHNICAL SPECIFICATIONS






Model Name	Xiaomi 13T
Item Model Number	63V901341
Brand	XIAOMI

Operating System	MIUI 14, based on Android 13
CPU Model	MediaTek Dimensity 8200-Ultra
RAM	12 GB
Memory Storage Capacity	256 GB
Standing Screen Display Size	6.67 Inches AMOLED
Resolution	2712 x 1220 pixels
Refresh Rate	120Hz
Main Camera	50 MP
Telephoto Camera	10 MP (3.2x optical zoom)
Ultrawide Camera	12 MP
Battery Capacity	5000 Milliamp Hours
Charging Time	Approx. 42 minutes (with 67W turbo charging)
Product Dimensions	11.02 x 4.33 x 9.06 inches
Item Weight	7.3 ounces (206 Grams)
Wireless Carrier	Unlocked (International Model)
Special Features	Fast Charging Support, Under-display Fingerprint Sensor

9. WARRANTY AND SUPPORT

For detailed warranty information, technical support, and service inquiries, please refer to the official XIAOMI website or contact your local retailer where the device was purchased.

Important: This is an international model and may not carry a US warranty. Please verify warranty terms with your seller at the time of purchase.

<div></div> <div><p>Xiaomi 13T Pro Quick Start Guide</p></div> <div><p>Twelve finger guide scan the QR code</p></div>	<p>Xiaomi 13T Pro Quick Start Guide: Setup and Safety Information</p> <p>Get started with your Xiaomi 13T Pro. This guide offers essential setup instructions, safety precautions, and links to the full user manual and MIUI information for a seamless experience.</p>
<div></div> <div><p>Xiaomi 13T Pro Quick Start Guide</p></div> <div><p>Twelve finger guide scan the QR code</p></div>	<p>Xiaomi 13T Pro Quick Start Guide</p> <p>Get started quickly with your Xiaomi 13T Pro. This guide provides essential setup instructions, safety precautions, and legal information for your new device.</p>
<div></div> <div><p>Xiaomi 13T Pro Safety Information</p></div>	<p>Xiaomi 13T Pro Safety Information and Compliance</p> <p>Official safety information, EU RED declaration of conformity, FCC regulations, and SAR exposure details for the Xiaomi 13T Pro smartphone.</p>



Xiaomi 13T User Manual: Setup, Safety, and Regulations

Comprehensive user manual for the Xiaomi 13T smartphone, covering initial setup, MIUI features, essential safety guidelines, regulatory compliance (EU, FCC), SAR information, and technical specifications. Includes instructions for proper disposal and handling.



[Xiaomi 13T Pro Quick Start Guide - Setup and Safety Information](#)

Get started with your Xiaomi 13T Pro. This quick start guide covers device setup, MIUI features, important safety precautions, EU and FCC regulations, and technical specifications.



Xiaomi 13T Pro Safety Information and Compliance

Comprehensive safety information, EU and FCC regulations, SAR values, and frequency band details for the Xiaomi 13T Pro smartphone.